




REAL SAVINGS

This transformation is expected to save

17.8k gallons

of water per year!



AFTER



City of Huntington Beach

This OC Resident received a rebate through MWDOC's Turf Replacement AND Spray-to-Drip Rebate Programs!

FEATURES

- ✓ 375 sq. ft. of grass removed
- ✓ California Friendly® plant palette
- ✓ Stormwater capture feature
- ✓ Drip irrigation throughout



BEFORE

QUESTIONS?



turfremoval@mwdoc.com



714-593-5036



mwdoc.com/ocresidentialrebates



PLANT LEGEND

CODE	QUAN	SIZE	BOTANICAL	COMMON NAME
NF	6	1G	NANDINA DOMESTICA 'GULF STREAM'	GULF STREAM HEAVENLY BAMBOO
NWL	4	1G	NEPETA RACEMOSA 'WALKER'S LOW'	WALKER'S LOW CATMINT
E	9	1G	ECHEVERIA HYBRIDS	ECHEVERIA HYBRIDS
SS	16	4CU	SENECIO SERPENS 'PUNK PICKEL'	PUNK PICKEL SENECIO
AQ	4	C/O	AGAPANTHUS AFRICANUS	LILY OF THE NILE TO BE TRANSPLANTED

SOFTSCAPE NOTES

1. APPROXIMATELY 2500 LBS OF NATURAL ARIZONA AND MALIBU BOULDERS TO HELP EDGE THE DRY RIVER CREEK.
2. SUBSTITUTABILITY FEATURE: NATURAL DRY RIVER CREEK USING A MIX OF COBBLESTONE TO MATCH THE HARDSCAPE AND ARIZONA GRAVEL TO MATCH THE CLIENTS EXISTING.
3. CONTINUE THE DRY RIVER CREEK AROUND THE EDGE OF THE PROPERTY TO HELP FURTHER RETAIN THE WATER AND ANY POTENTIAL EROSION.

ALL PLANTING AREAS UNSPECIFIED WILL BE MULCHED USING 3" OF RECYCLED CHIP MULCH.

TOTAL SQUARE FOOTAGE OF REBATE IS 315

ALL PLANTING AREAS WILL BE IRRIGATED USING COMMERCIAL GRADE NETAFIM TECHLINE. DRIP SYSTEM PARTS TO INCLUDE PRESSURE REGULATOR AND FILTER,, CONNECTORS, STAKES AND NETAFIM HOSE LINE WITH NON-CLOGGING EMBEDDED/INLINE EMITTERS EVERY 12". DRIP HOSE SHALL BE INSTALLED AFTER THE PLANT INSTALLATION IN ORDER TO SUPPLY WATER TO EACH PLANT AND STAKED FOR STABILITY.

TO QUALIFY FOR OUR TURF REMOVAL OR DRIP REBATES, PLEASE CONSULT OUT PROGRAM'S ELIGIBILITY REQUIREMENTS, THE TERMS AND CONDITIONS AND QUALIFYING PRODUCT LIST (DRIP) AT MWDOC.DROPLETPORTAL.COM.

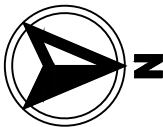
ALL AREAS MARKED WITH (EX) ARE TO REMAIN AS THEY ARE.

SUSTAINABILITY LEGEND

***ALL TURF REPLACEMENT PROGRAM PROJECTS MUST INCLUDE A MINIMUM OF 3 PLANTS PER 100 SQUARE FEET OF TURF REMOVED AND AT LEAST ONE APPROVED SUSTAINABILITY FEATURE. REFER TO THE MWDOC TURF REPLACEMENT PROGRAM'S WEBSITE FOR MORE INFORMATION.

FRONT PLAN FOR MWDOC LDAP

SCALE: 1/4" = 1'-0"
K. PETROZZI, A. GONZALEZ
6.8.2020



The Plant Nerd, Inc.

Landscape design, Installation, Lighting Lic#903741
17621 Sampson Lane, Huntington Beach, Ca. 92647
website: www.theplanterd.com phone: (714) 842-4100



The Plant Nerd Inc.
17621 Sampson Ln
Huntington Beach, California 92647
714-842-4100
korina@theplantnerd.com



Botanical Name: *Agapanthus africanus*

Common Name: Lily of the Nile

Plant Type: Ground cover, Perennial

Sun: Full, Half

Water: Medium, Extra in Summer

This evergreen perennial will grow about 2' tall and wide; it has long, strap-like green leaves with a round cluster of blue flowers (there is also a white variety) that bloom in spring and summer rising above the foliage. It will grow in all soils but prefers loam soil. It does best in full or part sun. It tolerates coastal conditions. It can be used as a ground cover and looks great in masses. The leaves are shorter and narrower than *praecox orientalis* and fewer flowers.

Plant Height: 1-3'

Flower Color: Blue

Attracts Wildlife: n/a

Leaf Color: Green

Flower Season: Spring, Summer



Botanical Name: *Aloe X nobilis*

Common Name: Golden Toothed Aloe

Plant Type: Ground cover, Perennial, Succulent

Sun: Full, Half

Water: Low

This succulent perennial will only grow 1' tall and 1' wide. It has large, sharp, dark green leaves and clusters of red-orange flowers that bloom in summer. Gold Tooth Aloe drought tolerant when established, native to Africa, forms rosettes heavily offsetting to form wide clusters. Has beautiful golden orange tubular flowers seasonally. Hummingbirds are attracted to this plant. Porous soil with adequate drainage and protection from frost is needed to keep this plant healthy.

Plant Height: Under 1'

Flower Color: Orange, Red

Attracts Wildlife:

Leaf Color:

Flower Season: Summer



Botanical Name: *Cuphea hyssopifolia*

Common Name: False Heather

Plant Type: Shrub, Perennial

Sun: Full, Half

Water: Medium, Extra in Summer

A shrubby dependable evergreen perennial that grows quickly to 2' tall and 4' wide, the False Heather bears small, closely-set leaves and tiny pink/lavender flowers. Its heaviest bloom period occurs in summer, with some flowers present almost all year. The plant does well in full to part sun, with regular watering and more during hot spells. This plant does well in containers. Also known as: Hawaiian Heather,

Plant Height: 1-3'

Flower Color: Lavender, Pink

Attracts Wildlife:

Leaf Color:

Flower Season: Spring, Summer, Fall



Botanical Name: *Echeveria hybrids*

Common Name: Echeveria hybrids

Plant Type: Succulent

Sun: Full, Half

Water: Low

Echeveria hybrids are succulents that has numerous cultivars. This is not a tropical plant. Most have thick, wide leaves and some have ruffled, frilly leaves. Foliage is in rosettes, some tightly coiled and others, loose. They do well in coastal areas and need afternoon shade in warm, inland areas. They like to grow in containers and among rocks and small crevices. They need well draining soil. Leaves come in different colors, thus folks grow them for the foliage more than the flowers which are typically on a thin stalk. Most have offsets, thus easy to propagate. They spread but are typi ...

Plant Height: 1-3'

Flower Color: Purple, Red, Yellow

Attracts Wildlife:

Leaf Color:

Flower Season: Winter, Spring, Summer



Botanical Name: *Nandina domestica*

Common Name: Nandina, Heavenly Bamboo

Plant Type: Shrub

Sun: Full, Half, Shade

Water: Low

Nandina domestica is a graceful upright shrub that grows from 3'-6' in height. It gets its name from its bamboo-like growth habit. When thinned from the center it bears a remarkable resemblance to bamboo. It is best used in groups. It can be used in a shaded patio or out in a shrub border with full sun. An interesting feature of Heavenly Bamboo is the bronze color in the new growth when planted in full sun. It also bears clusters of white flowers in the spring.

Plant Height: 3-6'

Flower Color: White

Attracts Wildlife: Birds

Leaf Color: Bronze, Light Green, Orange, Red

Flower Season: Spring, Summer



Botanical Name: *Nandina domestica 'Gulf Stream'*

Common Name: Gulf Stream Heavenly Bamboo

Plant Type: Shrub

Sun: Full, Half, Shade

Water: Medium, Extra in Summer

Gulf Stream Heavenly Bamboo is a small, reliable shrub that reaches 3.5' tall and 3' wide. It tolerates full sun to light shade and needs regular watering, more during hot spells. Evergreen leaves emerge during spring in a vibrant red, changing to blue green in summer, then red in fall. Small white flowers appear in spring and summer. This plant is great for foundation plantings, for seaside areas, in mass plantings, by the pool. It tolerates urban pollution.

Plant Height: 3-6'

Flower Color: White

Attracts Wildlife: Birds, Butterflies

Leaf Color: Blue Green, Red

Flower Season: Spring, Summer



Botanical Name: *Nepeta racemosa* 'Walker's Low'

Common Name: Walker's Low Catmint

Plant Type: Perennial

Sun: Full, Half

Water: Low, Medium

This vigorous growing perennial reaches 1'-1.5' tall and spreads 2'. It will reseed and spread if spent flowers are NOT removed. Foliage is fragrant when brushed (ask any cat), with scalloped edges and covered with fine hairs. Beautiful violet blue, 2 lipped flowers bloom in summer and fall. This plant tolerates full to part sun with well draining, dry soil. It does not tolerate humidity. It is an annual in desert areas. Low to moderate water once it's established.

Plant Height: 1-3'

Flower Color: Blue, Violet

Attracts Wildlife: n/a

Leaf Color: Grey Green

Flower Season: Summer, Fall



Botanical Name: *Senecio serpens* 'Punk Pickel'

Common Name: Punk Pickel Senecio

Plant Type: Ground cover, Succulent

Sun: Full, Half

Water: Low

This succulent perennial will grow to about 1.5' tall and 2' wide. It has curved, bluish gray leaves that are about 3.5" long and very slender.

Plant Height: 1-3'

Flower Color: White

Attracts Wildlife: n/a

Leaf Color: Blue Green, Grey Green

Flower Season: Summer, Fall



The Plant Nerd, Inc.

Landscape Design and Installation

License #C27 - 903741

P: (714) 842-4100 F: (714) 842-4114

17621 Sampson Lane, Huntington Beach, Ca. 92647

SUSTAINABLE FEATURE: Dry Creek Bed Inspirations

Dry Creek Beds - A dry creek bed, or dry stream/river, uses stones and/or pebbles to mimic a natural stream and is designed to slow heavy flows from rainfall. The dry creek bed reduces erosion by slowing water, capturing it, and giving it time to soak into the soil, which helps improve the drought tolerance of your garden. A dry creek bed can improve the drainage of your landscape, making it more hospitable to CA native plants, and can be used to increase aesthetics and divide space in your landscape.





The Plant Nerd, Inc.

Landscape Design and Installation

License #C27 - 903741

P: (714) 842-4100 F: (714) 842-4114

17621 Sampson Lane, Huntington Beach, Ca. 92647

Recycled Premium Chip Mulch



Chip mulch is made from recycled wood, branches, and green waste and consists of irregular shaped pieces and has a medium brown/gray color. This mulch decomposes at a rate of 50 % per year.



The Plant Nerd, Inc.

Landscape Design and Installation

License #C27 - 903741

P: (714) 842-4100 F: (714) 842-4114

17621 Sampson Lane, Huntington Beach, Ca. 92647

Composite Bender Board Edging





The Plant Nerd, Inc.

Landscape Design and Installation

License #C27 - 903741

P: (714) 842-4100 F: (714) 842-4114

17621 Sampson Lane, Huntington Beach, Ca. 92647

Arizona and Malibu Boulders





The Plant Nerd, Inc.

Landscape Design and Installation

License #C27 - 903741

P: (714) 842-4100 F: (714) 842-4114

17621 Sampson Lane, Huntington Beach, Ca. 92647

Arizona Paver Walkway





The Plant Nerd, Inc.

Landscape Design and Installation

License #C27 - 903741

P: (714) 842-4100 F: (714) 842-4114

17621 Sampson Lane, Huntington Beach, Ca. 92647

Basalt Dish Birdbath Inspiration





The Plant Nerd, Inc.

Landscape Design and Installation

License #C27 - 903741

P: (714) 842-4100 F: (714) 842-4114

17621 Sampson Lane, Huntington Beach, Ca. 92647

Decomposed Granite Path / Seating Area





The Plant Nerd, Inc.

Landscape Design and Installation

License #C27 - 903741

P: (714) 842-4100 F: (714) 842-4114


17621 Sampson Lane, Huntington Beach, Ca. 92647

Rainbird 1800 Retro Conversion Head



Rain Bird® 1800-RETRO is the easiest and fastest way to convert a conventional spray zone to a low-volume irrigation zone. The 1800 Retro internal assembly is easily installed into any existing 1804, 1806, or 1812 spray head bodies to retrofit existing system to Xerigation products.

- The quick and easy way to convert from traditional pop-up spray heads to water-efficient drip irrigation.
- Includes both a low profile ½" FPT x Barb Elbow Fitting and ½" FPT x Barb Tee Fitting for easy connection to drip tubing
- Provides 30 psi (2.0 Bars) pressure regulation and 200-mesh (75 micron) screen that is easily accessible
- Internal assembly drops into any Rain Bird 1804, 1806, or 1812 spray head body to easily retrofit existing system to drip.
- Can be installed above or below grade
- Supports flow rates of 0.5 to 6 gpm



The Plant Nerd, Inc.

Landscape Design and Installation

License #C27 - 903741

P: (714) 842-4100 F: (714) 842-4114

17621 Sampson Lane, Huntington Beach, Ca. 92647

Netafim™ Drip Hosing



Netafim continues to be the leader in innovation in the Landscape & Turf dripline market by introducing Techline CV manufactured with post-consumer recycled polyethylene. Techline CV Dripline has the most technologically advanced embedded/inline emitter/ dripper available. Techline CV's Check Valve feature keeps water from draining out of the dripline after zone shut-down.



SUGGESTIONS FOR DO-IT-YOURSELFERS

- Know what you are planting. If plants like a low pH soil, make sure to amend the soil properly. If the conditions are not preferable to the plant, it will not thrive. The best way to enjoy your garden is to treat it right from the beginning and it will take care of itself. Garden and Bloome makes soil amendments to accommodate all types of plants. We have enclosed some information about their products.
- Use organic fertilizers. The philosophy is that the plant lives in the soil, so keeping the soil healthy and active creates a much healthier environment. The organic fertilizers actually replenish the soil with the microorganisms that help to decompose organic material. As it decomposes, this organic material becomes the food source for the plants. Chemical fertilizer supply the plant with the nutrients they need right now, but they also deplete the soil and create an unfavorable environment for the plant. In a sense, chemical fertilizers are like creating a drug habit for you plant. The organic fertilizers can be used much less frequently and have a lasting effect on you soil and your plants. We have enclosed some information about this product.
- Mulch is a necessity in a finished landscape. Nothing is less attractive then bare exposed soil that is dried out and full of weeds. Applying a top dressing of mulch, decorative bark or pebbles creates a much more attractive finish to your garden. The real benefit is that it helps to retain moisture in the soil, it reduces the amount of weed germination and can adds nutrients back into the soil. It is an essential part of the garden.
- Slugs and snails can be a problem with any plants, but if they are truly a problem in your landscape, we recommend using Sluggo. We have enclosed some information about the product.
- Any time you add soil amendments and fertilizers to the soil, you should expect to see lots of weeds germinating. Seeds that have been dormant for long periods of time can suddenly germinate given the right conditions. I always recommend that a pre-emergent is used on the soil after planting. This is a product that can be topically applied to the soil to stop weeds from germinating. In order to be the most effective, it is best to use it every three to four months when a new cycle of weeds are sprouting. We recommend Preen and have enclosed some information about this product.
- Low flow irrigation and drip systems are key to reducing water usage and run-off. We suggest irrigating all non-lawn planting areas with Netifim techline. Existing irrigation systems can easily be converted to a drip system by maintaining the existing valves and lateral lines and changing existing risers to Rainbird 1800 Retro conversion heads. Often, existing systems with 15 spray nozzle



The Plant Nerd, Inc.

Landscape Design and Installation

License #C27 - 903741

P: (714) 842-4100 F: (714) 842-4114

17621 Sampson Lane, Huntington Beach, Ca. 92647

risers may only need to use five conversion heads and cap off the rest to irrigate the area. With normal residential water pressure, one conversion head can support about 200 linear feet of dripline. We have provided some information about these irrigation products.

- ✿ Pruning methods are very important. Each cut has its own specific results, and it's to your advantage to know them well. In fact, it would be almost impossible to realize your goals in pruning without knowing the effect of each type of cut. The following are the most common types of pruning methods that are used in a residential garden:
 - ✿ Shearing or Box Hedging - This involves shortening all stems by a certain amount, as in pruning a hedge with shears or an electric trimmer. Robust new growth occurs just below the cut. Shearing provides a formal appearance and must be repeated often and regularly to be effective. It is useful for hedges and topiary, but not for most shrubs or trees. The dense outer shell of leaves and stems blocks the light to the inside of the plant, killing off leaves and stems in the interior. If the outer shell is injured, the damage may lead to more serious problems. Many plants do not sprout in this 'dead zone', and an injury may prove fatal. **REMEMBER: Shearing shortens stems to a similar height overall and encourages vigorous growth in a thin, outer layer of the plant.**
 - ✿ Thinning - To thin a plant, you cut a lateral stem or limb all the way back to a main branch, the trunk or the ground. Thinning encourages the growth of the branches that remain while it maintains the natural habit of the plant. It also opens up the interior of the plant to sunlight, which helps to keep the internal branches healthy. You can keep a plant at the same height and width for many years through selective thinning. If an overgrown shrub is thinned instead of sheared, it will grow slower and will require less pruning in the future. This is because the terminal buds are not removed so they continue to control growth. **REMEMBER: To thin, cut stems off completely, clipping them back to a main branch. Thinning helps shrubs maintain their natural habit. It opens up the plant and stimulates the remaining stems into growth.**



The Plant Nerd, Inc.

Landscape Design and Installation

License #C27 - 903741

P: (714) 842-4100 F: (714) 842-4114

17621 Sampson Lane, Huntington Beach, Ca. 92647

The Dr. Earth Difference

There are great differences between materials used as plant fertilizers. Chemical fertilizers tend to create forced and unnatural growth spurts in plants, which may leave them weak and vulnerable to diseases. Water-soluble chemical fertilizers frequently pass through the soil rather rapidly after application, limiting their availability to plant roots. Furthermore, it is known that the continued use of many chemical fertilizers may lead to environmental problems. On the other hand, traditional organic fertilizers, while safe and natural, typically take a long time before plant growth results are evident.

Dr. Earth Organic Fertilizers now offer a third alternative. By combining Champion Strains of beneficial soil microbes, endo and ecto

micorrhizae and top quality all-natural ingredients, Dr. Earth Organic Fertilizers not only provide plants with steady, sustained healthy growth but are able to achieve these results quickly. The products also contain soil conditioning humates and a wide range of trace minerals, further enhancing their contribution to the soil and plants. When applied properly, Dr. Earth Fertilizers become a part of the natural soil system so their use by plants is always effective, efficient and complete.

The combined technology found in Dr. Earth products is far superior to any other fertilizer or soil product available today. You can be confident that using Dr. Earth products will help every flower, shrub, vine, tree or vegetable in your garden to thrive.

Dr. Earth was designed for today's gardeners who care not only for the environment in their own backyard, but also for that of the entire planet. Many of the commercial fertilizers available today contain chemicals that benefit your plants and garden only on a short-term basis and should not physically come into contact with you, your family, or pets. DR. Earth is all organic, 100% people and pet safe. Don't be fooled by high NPK numbers alone. DR. Earth was created to meet the highest standard of fertility needs for all types of plants - naturally!



Organic Fertilizers have combined technology that is far superior to any other fertilizer or soil product available today.



Single Ingredient Fertilizers include beneficial microbes which break down our organic fertilizer quickly and thoroughly in the soil providing plants with fast and sustained growth results.



Specialty Products

- Super Natural Lawn Fertilizer
- Compost Starter
- Potting Soil
- Planting Mix



The Plant Nerd, Inc.

Landscape Design and Installation

License #C27 - 903741

P: (714) 842-4100 F: (714) 842-4114

17621 Sampson Lane, Huntington Beach, Ca. 92647



Preen Weed Preventer stops weeds from germinating in [flower](#) and vegetable gardens, in ground covers and around [trees and shrubs](#). Preen will not kill existing weeds. It will prevent new weeds from sprouting - eliminating the need for difficult and time-consuming hand-weeding. Without weeds, your valuable plants can grow larger and stronger.

When to Apply

Apply Preen Garden Weed Preventer during the growing season around established plants and transplants. Preen should not be used on flower seeds. It can be used after flowering plants have germinated and are 2-3 inches tall. Preen may also be incorporated into the soil when seeding vegetables or applied after mulching beds. By applying Preen as early as possible, you can eliminate the need for hand-weeding.

Rain does not wash this product out of the soil. To keep beds weed-free all season long, reapply Preen weed preventer every 9 - 12 weeks.

Applying Around Established and Transplanted Plants

For flowers, roses, herbs, ground covers, ornamental grasses, shrubs, trees, and listed vegetables at least 2-3 inches tall, sprinkle Preen Garden Weed Preventer evenly over the entire soil surface, at the rate of 1 oz per 10 sq ft, being sure to keep granules away from plant roots and foliage. Immediately water if watering in is not convenient, lightly rake into soil surface. Always wash or brush off stray weed preventer granules from plant foliage to avoid damage or discoloration.

Applying with Mulch

For best weed control, we recommend applying Preen Garden Weed Preventer after spreading mulch on your flower and shrub beds. Sprinkle Preen on top of the mulch being sure to keep granules away from plant foliage. Immediately water this product into the mulch. If watering-in is not convenient, lightly rake into top layer of mulch. Always wash or brush off stray granules from plant foliage to avoid damage or discoloration.

This is not the product label. Always read and follow directions on the product label. Use only as directed.



The Plant Nerd, Inc.

Landscape Design and Installation

License #C27 - 903741

P: (714) 842-4100 F: (714) 842-4114

17621 Sampson Lane, Huntington Beach, Ca. 92647

NOTE: This is a specimen label for electronic distribution. Always refer to product label on container for specific directions for use.



SLUGGO®



- Kills Snails and Slugs
- Can be used around domestic animals and wildlife
- Iron phosphate occurs naturally in soil
- Easy-to-use granular formulation
- Remains effective after rain or sprinkling

ACTIVE INGREDIENTS:

Iron Phosphate 1.0%

INERT INGREDIENTS: 99.0%

TOTAL: 100.0%

EPA Reg. No. 67702-3-54705

EPA Est. No. 11160-CA-1

U.S. Patent Number 5,437,870

© Registered Trademark of Western Farm Service, Inc.

Manufactured for:

Lawn and Garden Products, Inc.

P. O. Box 35000 • Fresno, CA 93745 • (559) 499-2100

**KEEP OUT OF REACH OF CHILDREN
CAUTION**

FIRST AID

IF IN EYES: Flush eyes with plenty of water. Call a physician if irritation persists.

PRECAUTIONARY STATEMENTS

HAZARDS TO HUMANS AND DOMESTIC ANIMALS

CAUTION. Causes moderate eye irritation. Avoid contact with eyes or clothing. Wash thoroughly with soap and water after handling.

ENVIRONMENTAL HAZARDS

For terrestrial uses. Do not apply directly to water. Do not contaminate water when disposing of equipment washwaters or rinsate.

DIRECTIONS FOR USE

It is a violation of Federal law to use this product in a manner inconsistent with its labeling.

GENERAL INFORMATION

This product is a unique blend of an iron phosphate active ingredient, originating from soil, with slug and snail bait additives. It is used as an ingredient in fertilizers. The bait which is not ingested by snails and slugs will degrade and become part of the soil in your garden.

The bait is attractive to slugs and snails and lures them from their hiding places and plants. Ingestion, even in small amounts, will cause them to cease feeding. This physiological effect of the bait gives immediate protection to the plants even though the slugs and snails may remain in the area. After eating the bait, the slugs and snails cease feeding, become less mobile and begin to die within three to six days. Dead slugs and snails may not be visible as they often crawl away to secluded places to die. Plant protection will be observed in the decrease in plant damage.

This product is effective against a wide variety of slugs and snails and will give protection to home lawns, gardens, greenhouses, outdoor ornamentals, vegetable gardens, fruits, berries and citrus. The bait can be scattered on the lawn or on the soil around any vegetables, flowers, fruit trees or bushes to be protected.

The slugs and snails controlled by this product include (but are not limited to): *Deroceras reticulatum* (Field slug), *Deroceras laeve* (Smooth slug), *Arion subfuscus* (Dusky slug), *Arion circumscriptus* (Gray garden slug), *Arion hortensis* (Black field slug), *Arion rufus* (Large red slug), *Arios ater* (Large black slug), *Limax flavus* (Spotted garden slug), *Limax tenellus* (Slender slug), *Ariolimax columbianus* (Banana slug), *Helix* spp., *Helicella* spp., and *Cepaea* spp.

HOW TO APPLY:

The slug and snail bait granules should be scattered on the soil around or near the plants to be protected. For broadcast application standard broadcast spreaders may be used such as: Cyclone. For row application standard granular spreaders may be used, such as: Gandy and Clampco. Apply bait evenly at approximately 1 lb. per 1,000 square feet (0.15 oz. or about 1 level teaspoon per square yard) and reapply as the bait is consumed or at least every two weeks. Do not place in piles. If the ground is dry, wet it before applying bait. The soil should be moist but with little or no standing water.

Reapply as the bait is consumed or at least every two weeks. Apply more heavily if the infestation is severe, if the areas are heavily watered or after long periods of heavy rain. See specific directions for different plant types and for inside greenhouses.

WHEN TO APPLY:

Evening is the best time to apply the bait, as slugs and snails travel and feed mostly by night or early morning.

WHERE TO APPLY:

All likely areas of infestation should be treated, especially around the perimeter of domestic garden plots because these pests travel into plant areas from daytime refuges. They favor damp places around vegetable plants such as beans, tomatoes, lettuce, cabbage, celery and squash. Other favorite areas are domestic flower gardens, rockeries, hedges, dichondra lawns, citrus groves, ivy patches and other ground cover where they obtain shelter by day.

VEGETABLES

The bait can be used to protect any domestic garden vegetables from slug and snail damage, including: artichokes, asparagus, beans, beets, blackeyed peas, broccoli, Brussels sprouts, cabbage, cantaloupe, carrots, cauliflower, corn, cucumbers, eggplants, garlic, lettuce, onions, peas, peppers, potatoes, radishes, rutabagas, spinach, squash, Swiss chard, tomatoes and turnips. Scatter the bait around the perimeter of the vegetable plot at approximately 1 lb. per 1,000 square feet to provide a protective "barrier" for slugs entering the garden plot. If slugs or snails are inside the rows, then scatter the bait on the soil around the base of the plants and between the rows.

FRUITS Including Citrus

The bait can be used to protect fruits from slugs and snails, including: apples, avocados, apricots, cherries, grapes, melons, peaches, plums, citrus, pears. For seedlings, spread the bait around the base of the stem. Apply at 0.15 oz. or 1 level teaspoon per square yard in a 6-inch circular band around the base of the plants to be protected. For older trees, spread the bait around the base of the tree to intercept slugs and snails traveling to the trunk. Apply the bait at approximately 1 lb. per 1,000 square feet for orchards using standard fertilizer granular spreaders.

BERRIES

The bait can be used to protect berries from slugs, including: strawberries, blackberries, blueberries, boysenberries, loganberries, raspberries. Spread the bait around the perimeter of the plot to intercept slugs and snails migrating toward the berries. Use a rate of approximately 1 lb. per 1,000 square feet and scatter by hand or with granular spreaders. If slugs and snails are already in the plots, then carefully spread bait between the furrows near the base of the plants. For small plots, treat around the base of the plants to be protected. Do not spread over the entire area, but apply selectively.

OUTDOOR ORNAMENTALS

Scatter bait in a 6-inch circular band around the base of the plants to be protected at 0.15 oz. or 1 level teaspoon per square yard. If plants are next to a grassy area, spread the bait between the ornamentals and the grass. Slugs and snails travelling to the plants will encounter the bait before reaching the plant. In these situations, scatter the bait around the perimeter of the plot at approximately 1 lb. per 1,000 square feet to intercept snails and slugs traveling to the plot.

GREENHOUSES

When slugs or snails are a problem in greenhouses, scatter the bait in the plant pots of plants being damaged or around pots on greenhouse benches. Apply about 1/2 teaspoon per 9-inch pot.

LAWNS

The bait can be used to protect lawns. When slugs or snails are detected, scatter the bait at a rate of approximately 1 lb. per 1,000 square feet. Scatter by hand or with a granular spreader where slugs or snails are observed.

STORAGE AND DISPOSAL

Do not contaminate water, food or feed by storage or disposal.

Pesticide Storage: Store this product in its original container and keep in a secure storage area out of reach of children and domestic animals.

Container Disposal: Do not reuse container. Securely wrap original container in several layers of newspaper and discard in trash.

WARRANTY

Seller warrants that this product conforms to the chemical description on this label and is reasonably fit for purposes stated on this label only when used in accordance with directions under normal use conditions. This warranty does not extend to use of this product contrary to label directions, or under abnormal use conditions, or under conditions not reasonably foreseeable to seller. Buyer assumes all risk of any such use. Seller makes no other warranties, either express or implied.

MADE IN GERMANY

1298(01)



The Plant Nerd, Inc.

Landscape Design and Installation

License #C27 - 903741

P: (714) 842-4100 F: (714) 842-4114

17621 Sampson Lane, Huntington Beach, Ca. 92647




Description:

- A premium, all-purpose natural planting and garden soil amendment. Contains all-organic, long-lasting ingredients including chicken manure, bat guano and kelp meal.
- Helps break up clay soils, improves drainage, promotes healthy root growth and adds valuable micro-nutrients to the soil.

Suitable for:

- Seed top-dressing for new or existing lawns
- Bare-root planting
- Mulching



Description:

- An all-purpose, all-natural, all-organic garden soil. Contains all-organic, long-lasting ingredients including chicken manure, bat guano, worm castings and kelp meal.
- Improves soil drainage and aeration, increases moisture retention in soils and loosens hard, compacted and heavy clay soils

Suitable for:

- Seed top-dressing for new or existing lawns
- Bare-root planting
- Mulching
- Planting
- Soil amendment



Where to Buy