Ricki the Raindrop & Underground Water

SECOND GRADE

Ricki the Raindrop & Underground Water

for Second Grade

by the Municipal Water District of Orange County

and Discovery Cube

MWDOC

www.mwdoc.com

OC & LA

DiscoveryCube

Part of the Discovery Science Foundation



Copyright 1974
Revised 2009

The Water Cycle Story

When it rains, liquid water falls from the clouds.

This water gathers into pools or flows into streams.



Some of the rainwater soaks into the ground where the roots of plants can reach it.



Some of this water moves through the plant and is put back into the air by the plant's leaves.



Some of the rainwater soaks deeper into the ground where the plants' roots cannot reach it. This underground water is stored between rocks for us to pump out and use later.



Some of the rainwater gathered in pools or streams is heated by the Sun. This heat makes the water move into the air in the form of gas water.



As the gas water moves upward, away from the warm earth, it cools into liquid water. This liquid water sits on bits of dirt in the sky and forms a cloud.

When there is too much water in the cloud for the bits of dirt to hold, the water falls out of the cloud in the form of rain.

The Water Cycle never ends!

The Water Cycle



The Water Cycle

Draw arrows that show the ways water moves through the water cycle. Remember to show how the water gets underground and how plants get and let go of water!

Rocks are best for storing underground water.



Make a model of an aquifer.

Cut off the top 1/3 of a clear 2-liter plastic bottle. Fill the bottom of the empty 2-liter bottle with large rocks. Attach a small piece of screen with a rubber band over the pouring spout of the bottle, then fill that part of the bottle half full of sand. Rest the top part of the bottle in the bottom part of the bottle like the picture above.

How can dirt actually clean our water?

Pour water into the sand in the aquifer model and watch the water filter through the sand.

1. Describe what happens:

Notice how the water fills up the spaces between the rocks in the bottom of the aquifer model.

2. How can people get the water from underground to use it for drinking?

Mix some dirt into a cup of water and pour some of it into the sand in the aquifer model. Describe what happens. Is the water that trickles out from the sand cleaner than the dirty water with which you started?

Plant Parts and What They Do

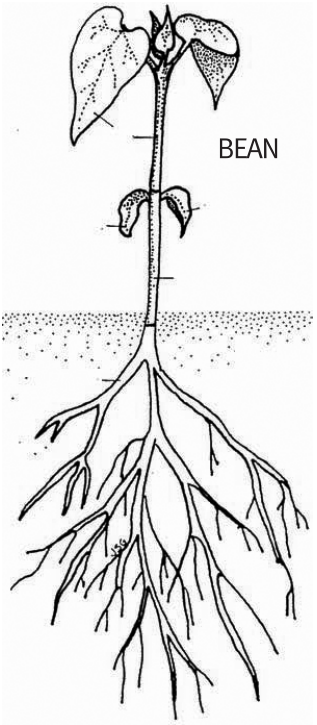

Leaves take in sunlight and air to help the plant make its own food. Plants lose clean water out of its leaves.

The stem helps the plant stand up. The stem moves water, food, and other things through the plant.

Roots take in water and materials from the soil. Roots also hold the plant in place.

Leaf Size

The larger the leaves, the more water the plant loses out of its leaves. Also, plants with big leaves need more water to live.

Find and tape a big leaf in the space below.

To save water, grow plants with tiny leaves. Plants with tiny leaves need less water to live.

Find and tape a tiny leaf in the space below.

Leaf Color

The darker the color of the leaves, the more water the plant could lose out of its leaves. Also, many plants with dark colored leaves need more water to live.

Find and tape a dark colored leaf in the space below.

To save water, grow plants with light colored leaves. Plants with light colored leaves need less water to live.

Find and tape a light colored leaf in the space below.

Thank you to our partners

City of Anaheim
City of Brea
City of Buena Park
El Toro Water District
City of Fountain Valley
City of Fullerton
City of Garden Grove
City of Huntington Beach
City of La Habra
City of La Palma
Mesa Water District
Moulton Niguel Water District
City of Orange
City of San Clemente
City of San Juan Capistrano
City of Santa Ana
City of Seal Beach
Santa Margarita Water District
Serrano Water District
South Coast Water District
Trabuco Canyon Water District
City of Tustin
City of Westminster
Yorba Linda Water District

The Family of Orange County Water Agencies