MEETING OF THE
BOARD OF DIRECTORS OF THE
MUNICIPAL WATER DISTRICT OF ORANGE COUNTY
Jointly with the
ADMINISTRATION & FINANCE COMMITTEE
August 8, 2018, 8:30 a.m.
MWDOC Conference Room 101

Committee
Director Thomas, Chair
Director Dick
Director Finnegan

Staff: R. Hunter, K. Seckel, C. Harris, K. Davanaugh, H. Chumpitazi

Ex Officio Member: Director Barbre

MWDOC Committee meetings are noticed and held as joint meetings of the Committee and the entire Board of Directors and all members of the Board of Directors may attend and participate in the discussion. Each Committee has designated Committee members, and other members of the Board are designated alternate committee members. If less than a quorum of the full Board is in attendance, the Board meeting will be adjourned for lack of a quorum and the meeting will proceed as a meeting of the Committee with those Committee members and alternate members in attendance acting as the Committee.

PUBLIC COMMENTS - Public comments on agenda items and items under the jurisdiction of the Committee should be made at this time.

ITEMS RECEIVED TOO LATE TO BE AGENDIZED - Determine there is a need to take immediate action on item(s) and that the need for action came to the attention of the District subsequent to the posting of the Agenda. (Requires a unanimous vote of the Committee)

ITEMS DISTRIBUTED TO THE BOARD LESS THAN 72 HOURS PRIOR TO MEETING -- Pursuant to Government Code section 54957.5, non-exempt public records that relate to open session agenda items and are distributed to a majority of the Board less than seventy-two (72) hours prior to the meeting will be available for public inspection in the lobby of the District's business office located at 18700 Ward Street, Fountain Valley, California 92708, during regular business hours. When practical, these public records will also be made available on the District's Internet Web site, accessible at http://www.mwdoc.com.

PROPOSED BOARD CONSENT CALENDAR ITEMS

1. TREASURER'S REPORT
   a. Revenue/Cash Receipt Report – July 2018
   b. Disbursement Approval Report for the month of August 2018
   c. Disbursement Ratification Report for the month of July 2018
   d. GM Approved Disbursement Report for the month of July 2018
   e. Water Use Efficiency Projects Cash Flow – July 31, 2018
   f. Consolidated Summary of Cash and Investment – June 2018
   g. OPEB Trust Fund monthly statement

2. FINANCIAL REPORT
   a. Draft Combined Financial Statements and Budget Comparative for the Period ending June 30, 2018
   b. Quarterly Budget Review (deferred to FY 2017-18 Audited Annual Financials)

DISCUSSION ITEM

3. OTHER POST EMPLOYEE BENEFITS (OPEB) ACTUARIAL REVIEW

4. GRANT ASSISTANCE PROGRAM UPDATE

ACTION ITEMS

5. AUTHORIZE EXTENSION OF AGREEMENT FOR SOCIAL MEDIA CONSULTING SERVICES FOR UP TO SIX MONTHS

6. AUTHORIZE ATTENDANCE AT THE WEFTEC CONFERENCE, SEPTEMBER 29 – OCTOBER 3, 2018, NEW ORLEANS, LA

7. REVISION TO MWDOC ADMINISTRATIVE CODE SECTION 8000

INFORMATION ITEMS – (THE FOLLOWING ITEMS ARE FOR INFORMATIONAL PURPOSES ONLY – BACKGROUND INFORMATION IS INCLUDED IN THE PACKET. DISCUSSION IS NOT NECESSARY UNLESS REQUESTED BY A DIRECTOR.)

8. SEMI-ANNUAL OVERTIME REPORT

9. DIRECTORS ACTIVITIES REPORT

10. SOLE SOURCE CONTRACT FOR MEANS CONSULTING LLC FOR SUPPORT SERVICES ON METROPOLITAN ISSUES/STRATEGIC GUIDANCE

11. DEPARTMENT ACTIVITIES REPORTS
    a. Administration
    b. Finance and Information Technology

12. MONTHLY WATER USAGE DATA, TIER 2 PROJECTION, AND WATER SUPPLY INFORMATION

13. HEALTH BENEFIT RATES FOR 2019

OTHER ITEMS

14. REVIEW ISSUES REGARDING DISTRICT ORGANIZATION, PERSONNEL MATTERS, EMPLOYEE BENEFITS FINANCE AND INSURANCE

ADJOURNMENT

NOTE: At the discretion of the Committee, all items appearing on this agenda, whether or not expressly listed for action, may be deliberated, and may be subject to action by the Committee. On those items designated for Board action, the Committee reviews the items and makes a recommendation for final action to the full Board of Directors; final action will be taken by the Board of Directors. Agendas for Committee and Board meetings may be obtained from the District Secretary. Members of the public are advised that the Board consideration process includes consideration of each agenda item by one or more Committees indicated on the Board Action Sheet. Attendance at Committee meetings and the Board meeting considering an item consequently is advised.
Accommodations for the Disabled. Any person may make a request for a disability-related modification or accommodation needed for that person to be able to participate in the public meeting by telephoning Maribeth Goldsby, District Secretary, at (714) 963-3058, or writing to Municipal Water

District of Orange County at P.O. Box 20895, Fountain Valley, CA 92728. Requests must specify the nature of the disability and the type of accommodation requested. A telephone number or other contact information should be included so that District staff may discuss appropriate arrangements. Persons requesting a disability-related accommodation should make the request with adequate time before the meeting for the District to provide the requested accommodation.

Municipal Water District of Orange County
REVENUE / CASH RECEIPT REPORT
July 2018

WATER REVENUES

Date	From	Description	Amount
07/02/18	Serrano Water District	May 2018 Water deliveries	11,165.67
07/05/18	City of La Habra	May 2018 Water deliveries	118,574.82
07/06/18	South Coast Water District	May 2018 Water deliveries	476,015.73
07/06/18	City of San Clemente	May 2018 Water deliveries	644,474.26
07/10/18	El Toro Water District	May 2018 Water deliveries	529,542.60
07/11/18	Laguna Beach County Water District	May 2018 Water deliveries	204,689.39
07/11/18	Santa Margarita Water District	May 2018 Water deliveries	1,829,975.15
07/12/18	City of San Juan Capistrano	May 2018 Water deliveries	354,318.85
07/12/18	Mesa Water	May 2018 Water deliveries	762,067.46
07/12/18	City of Orange	May 2018 Water deliveries	349,793.58
07/13/18	City of La Palma	May 2018 Water deliveries	4,038.60
07/13/18	East Orange County Water District	May 2018 Water deliveries	168,830.83
07/13/18	Orange County Water District	May 2018 Water deliveries	5,926,016.13
07/13/18	Irvine Ranch Water District	May 2018 Water deliveries	827,248.27
07/13/18	Moulton Niguel Water District	May 2018 Water deliveries	2,053,439.70
07/13/18	Yorba Linda Water District	May 2018 Water deliveries	577,026.04
07/13/18	Golden State Water Company	May 2018 Water deliveries	364,994.69
07/16/18	City of Seal Beach	May 2018 Water deliveries	7,695.77
07/20/18	City of Fountain Valley	June 2018 Water deliveries	127,386.97
07/23/18	City of Newport Beach	June 2018 Water deliveries	396,329.52
07/25/18	Trabuco Canyon Water District	June 2018 Water deliveries	191,375.44
07/25/18	City of La Habra	June 2018 Water deliveries	2,661.82
07/26/18	City of Westminster	June 2018 Water deliveries	182,779.62
07/27/18	City of Huntington Beach	June 2018 Water deliveries	964,095.00
07/27/18	City of San Clemente	June 2018 Water deliveries	659,410.25
07/27/18	City of Garden Grove	June 2018 Water deliveries	521,414.75
07/30/18	Serrano Water District	June 2018 Water deliveries	11,165.67
		TOTAL REVENUES	**$ 18,266,526.58**

Municipal Water District of Orange County
REVENUE / CASH RECEIPT REPORT
July 2018

MISCELLANEOUS REVENUES

Date	From	Description	Amount
07/16/18	Santa Margarita Water District	6/1/18 OC Water Summit - Table Sponsorship	1,600.00
07/31/18	Paypal	ISDOC Registration	19.12
07/19/18	Stan Sprague	Jul-Aug 2018 Retiree Health insurance	486.00
07/31/18	Keith Lyon	August 2018 Retiree Health insurance	278.59
07/30/18	Patricia Meszaros	Aug-Sep 2018 Retiree Health insurance	81.00
07/31/18	Paypal	Registration fee for CPR/First Aid training	755.86
07/13/18	City of Huntington Beach	May 2018 Smartimer rebate program	379.00
07/13/18	Irvine Ranch Water District	May 2018 Smartimer rebate program	1,404.72
07/16/18	Mesa Water	May 2018 Smartimer rebate program	66.82
07/27/18	City of Huntington Beach	June 2018 Smartimer rebate program	219.99
07/13/18	City of Fountain Valley	May 2018 Turf Removal rebate program	111.00
07/13/18	Irvine Ranch Water District	May 2018 Turf Removal rebate program	6,866.39
07/26/18	City of Westminster	May 2018 Turf Removal rebate program	333.00
07/27/18	City of San Clemente	May 2018 Turf Removal rebate program	3,073.00
07/30/18	City of Orange	May 2018 Turf Removal rebate program	444.00
07/31/18	City of La Habra	May 2018 Turf Removal rebate program	222.00
07/30/18	City of Fountain Valley	June 2018 Turf Removal rebate program	111.00
07/16/18	Moulton Niguel Water District	May 2018 Smartimer and Turf Removal rebate program	14,341.68
07/20/18	City of San Clemente	June 2018 Spray to Drip rebate program	171.99
07/30/18	Moulton Niguel Water District	May-June 2018 So Cal Watersmart rebate program	24,000.00
07/05/18	Department of Water Resources	Oct -Dec 2017 Strategic Turfgrass Removal & Design assistance	32,990.80
07/25/18	Bureau of Reclamation	Apr-Jun 2018 CA Friendly Technical Design assistance	4,605.00
07/06/18	City of Huntington Beach	FY 16-17 O & M Costs of the EOCF #2	15,963.62
07/09/18	Irvine Ranch Water District	FY 16-17 O & M Costs of the EOCF #2	96,884.09
07/10/18	City of San Juan Capistrano	FY 16-17 O & M Costs of the EOCF #2	37,548.30
07/11/18	Santa Margarita Water District	FY 16-17 O & M Costs of the EOCF #2	45,300.48
07/12/18	City of Orange	FY 16-17 O & M Costs of the EOCF #2	26,400.11
07/12/18	Mesa Water	FY 16-17 O & M Costs of the EOCF #2	35,421.25
07/30/18	Irvine Ranch Water District	FY 16-17 O & M Costs of the EOCF #2	25,779.54
07/20/18	City of Brea	FY 18-19 Annual Retail Service Connection charge	156,787.75
07/20/18	City of Fountain Valley	FY 18-19 Annual Retail Service Connection charge	206,412.50
07/20/18	City of Huntington Beach	FY 18-19 Annual Retail Service Connection charge	649,911.50
07/20/18	El Toro Water District	FY 18-19 Annual Retail Service Connection charge	117,208.00
07/23/18	City of Newport Beach	FY 18-19 Annual Retail Service Connection charge	319,835.25
07/23/18	City of Orange	FY 18-19 Annual Retail Service Connection charge	403,784.50
07/23/18	Golden State Water Company	FY 18-19 Annual Retail Service Connection charge	509,195.75
07/25/18	Trabuco Canyon Water District	FY 18-19 Annual Retail Service Connection charge	49,857.50
07/26/18	East Orange County Water District	FY 18-19 Annual Retail Service Connection charge	255,914.75
07/26/18	Mesa Water	FY 18-19 Annual Retail Service Connection charge	291,268.25
07/26/18	Yorba Linda Water District	FY 18-19 Annual Retail Service Connection charge	306,507.25
07/27/18	City of San Clemente	FY 18-19 Annual Retail Service Connection charge	213,517.50
07/30/18	City of La Habra	FY 18-19 Annual Retail Service Connection charge	168,045.50
07/30/18	City of Seal Beach	FY 18-19 Annual Retail Service Connection charge	65,807.00
07/30/18	Irvine Ranch Water District	FY 18-19 Annual Retail Service Connection charge	1,313,690.00
07/30/18	Moulton Niguel Water District	FY 18-19 Annual Retail Service Connection charge	645,146.25
07/30/18	Santa Margarita Water District	FY 18-19 Annual Retail Service Connection charge	651,516.25
07/30/18	Serrano Water District	FY 18-19 Annual Retail Service Connection charge	27,746.25
07/30/18	South Coast Water District	FY 18-19 Annual Retail Service Connection charge	148,310.75
07/10/18	Mesa Water	Hazard Mitigation Plan FY 17-18	5,630.84
07/10/18	South Coast Water District	Hazard Mitigation Plan FY 17-18	5,630.84
07/11/18	Santa Margarita Water District	Hazard Mitigation Plan FY 17-18	5,630.84
07/13/18	City of La Habra	Hazard Mitigation Plan FY 17-18	5,630.84
07/13/18	Orange County Water District	Hazard Mitigation Plan FY 17-18	5,630.84
07/13/18	Yorba Linda Water District	Hazard Mitigation Plan FY 17-18	5,630.84
07/19/18	Orange County Sanitation District	Hazard Mitigation Plan FY 17-18	5,630.84
07/30/18	Serrano Water District	Hazard Mitigation Plan FY 17-18	5,630.84

Municipal Water District of Orange County
REVENUE / CASH RECEIPT REPORT
July 2018

MISCELLANEOUS REVENUES

Date	From	Description	Amount
07/26/18	Orange County Sanitation District	WEROC Funding for FY 18-19	37,510.00
07/10/18	City of Newport Beach	Water Loss Control technical assistance - WSO, Inc.	16,732.00
07/17/18	City of La Habra	Water Loss Control technical assistance - WSO, Inc.	32,732.00
07/20/18	City of Huntington Beach	Water Loss Control technical assistance - WSO, Inc.	16,932.00

TOTAL MISCELLANEOUS REVENUES **$ 7,025,273.57**

TOTAL REVENUES $ 25,291,800.15

Robert J. Hunter, General Manager

Hilary Chumpitazi, Treasurer

Municipal Water District of Orange County
Disbursement Approval Report
For the month of August 2018

Invoice#	Vendor / Description	Amount to Pay
Core Expenditures:		
	Richard C. Ackerman	
1184	June 2018 Consulting on legal and regulatory matters	1,550.00
1189	July 2018 Consulting on legal and regulatory matters	2,025.00
	*** Total ***	3,575.00
	Aleshire & Wynder LLP	
47180	June 2018 Legal services	2,227.50
	*** Total ***	2,227.50
	ALTA FoodCraft	
51813932	7/11/18 Coffee & tea supplies	162.13
	*** Total ***	162.13
	Awards & Trophies Co., Inc.	
18611	Name plate for T. Dubuque	15.24
	*** Total ***	15.24
	Best Best and Krieger LLP	
55401-JUN18	June 2018 Legal services	8,525.73
825897	June 2018 State legislative advocacy services	7,500.00
	*** Total ***	16,025.73
	CDM Smith	
90049538	5/13/18-6/16/18 Engineering services for O.C. Water Reliability Investigation	13,327.50
90051998	6/17/18-7/21/18 Engineering services for O.C. Water Reliability Investigation	8,307.50
	*** Total ***	21,635.00
	Hunter T. Cook	
MAY-JUL2018	May-July 2018 Retiree medical premium	1,535.44
	*** Total ***	1,535.44
	CSU Fullerton	
AR168160	FY 18/19 1st Quarter Center for Demographic Research support	11,761.07
	*** Total ***	11,761.07
	ECS Imaging, Inc.	
13317	1 Laserfiche license with maintenance	720.00
13354	Laserfiche Priority Support and consulting services	6,600.00
	*** Total ***	7,320.00
	Independent Special Dist of OC	
062818PAYPAL-A	6/28/18-7/30/18 PayPal receipts for 6/28/18 meeting	19.12
	*** Total ***	19.12

Municipal Water District of Orange County
Disbursement Approval Report
For the month of August 2018

Invoice#	*Vendor / Description*	*Amount to Pay*
	James C. Barker, P.C.	
105-0718	July 2018 Federal legislative advocacy services	8,000.00
	*** Total ***	8,000.00
	Jill Promotions	
10295	MWDOC Name tag for T. Dubuque	17.48
	*** Total ***	17.48
	Karen's Detail Custom Frames	
3029	Custom framing for proclamation for Gary Breax's retirement from MET	32.33
	*** Total ***	32.33
	L.A. Design Studio	
4959	May-June 2018 MWDOC Website support	400.00
	*** Total ***	400.00
	Lawnscape Systems, Inc.	
396131	7/27/18 Gardening service for atrium	295.00
	*** Total ***	295.00
	Phil Letrong	
071118	April-June 2018 Retiree medical premium	402.00
	*** Total ***	402.00
	Lewis Consulting Group, LLC	
2018-151	July 2018 Consulting services	2,937.50
	*** Total ***	2,937.50
	Edward G. Means III	
MWDOC-1061	June 2018 MET issues and guidance to Engineering staff	1,375.00
	*** Total ***	1,375.00
	NDS	
715001	7/13/18 Delivery charges for Board packets	139.92
	*** Total ***	139.92
	Office Solutions	
I-01399998	7/6/18 Office supplies	457.05
I-01402344	7/11/18 Office supplies	115.11
I-01402973	7/12/18 Office supplies	1.26
I-01403024	7/12/18 Office supplies	11.85
I-01407372	7/19/18 Office supplies	263.66
I-01409226	7/24/18 Office supplies	73.80
I-01413652	7/31/18 Office supplies	154.12
	*** Total ***	1,076.85

Municipal Water District of Orange County
Disbursement Approval Report
For the month of August 2018

Invoice#	*Vendor / Description*	*Amount to Pay*
	County of Orange	
GA18190058	FY 18-19 LAFCO Costs	27,356.36
	*** Total ***	27,356.36
	Orange County Fast Print, Inc.	
56540	1,000 Business cards for B. Fahl and R. Waite	112.75
56560	500 Business cards for T. Dubuque	58.88
	*** Total ***	171.63
	Orange County Water District	
19166	June 2018 50% share of WACO expense	215.00
19185	June 2018 Postage, shared office & maintenance expense	6,575.76
	*** Total ***	6,790.76
	Patricia Kennedy Inc.	
21986	August 2018 Plant maintenance	214.00
	*** Total ***	214.00
	Judy Pfister	
APR-JUN2018	April-June 2018 Retiree medical premium	354.00
	*** Total ***	354.00
	Pollardwater	
0113078	Leak detection equipment and training for Water Loss program	50,606.38
	*** Total ***	50,606.38
	Joey C. Soto	
MWDOC#002	June 2018 Grant Research and Acquisition assistance	11,218.00
	*** Total ***	11,218.00
	Stetson Engineers Inc.	
1543-29-2017	February-June 18 Technical assistance for 2017 Consumer Confidence Reports	34,920.98
	*** Total ***	34,920.98
	Steven Enterprises, Inc.	
0400574-IN	Plotter gloss photographic paper	166.80
	*** Total ***	166.80
	Tracker, a Division of C2, LLC	
08-03565	August 2018-July 2019 Subscription for investment software	2,820.00
	*** Total ***	2,820.00
	U. S. HealthWorks Medical Group	
3351227-CA	6/26/18 Pre-employment exam	187.00
	*** Total ***	187.00
	Total Core Expenditures	213,758.22

Municipal Water District of Orange County
Disbursement Approval Report
For the month of August 2018

Invoice#	Vendor / Description	Amount to Pay
Choice Expenditures:		
	Orange County Water District	
19185	June 2018 Postage for Water Use Efficiency rebate programs	34.56
	*** Total ***	34.56
	Top Hat Productions	
94187	7/10/18 Lunch for Water Loss Control Workgroup meeting	391.94
	*** Total ***	391.94
	Total Choice Expenditures	426.50
Other Funds Expenditures:		
	Michael Baker International	
1018864	6/4/18-7/1/18 OC Regional Water/Wastewater Multijurisdictional Hazard Mitigation Plan update	2,559.90
	*** Total ***	2,559.90
	Mission RCD	
2507	June 2018 Field verifications for Water Use Efficiency rebate programs	20,060.11
	*** Total ***	20,060.11
	Pollardwater	
0113078	Leak detection equipment and training for Water Loss program	50,606.38
	*** Total ***	50,606.38
	Raftelis Financial Consultants, Inc.	
10351	June 2018 Five year monitoring for Budget Based Tiered Rate grant	1,050.00
	*** Total ***	1,050.00
	Total Other Funds Expenditures	74,276.39
	Total Expenditures	288,461.11

Municipal Water District of Orange County
Disbursement Ratification Report
For the month of July 2018

Check #	Date	Vendor # Invoice/CM #	Name / Description	Net Amount
Core Disbursements:				
138109	7/6/18	SPECTB	Spectrum Business	
		0375210062018	July 2018 Telephone and internet expense	1,100.28
			***Total ***	1,100.28
138110	7/6/18	VERIZO	Verizon Wireless	
		9809668092	June 2018 4G Mobile broadband unlimited service	114.03
			***Total ***	114.03
138126	7/13/18	HEDGES	Steve Hedges	
		063018	June 2018 Business expense	18.53
			***Total ***	18.53
138127	7/13/18	HOMED1	Home Depot Credit Services	
		7785-JUN18	6/11/18 Computer room supplies	51.38
			***Total ***	51.38
138138	7/13/18	SPECTB	Spectrum Business	
		0343564070118	July 2018 Telephone expense for 3 analog fax lines	108.38
			***Total ***	108.38
ACH003317	7/13/18	ACKEEX	Linda Ackerman	
		063018	June 2018 Business expense	76.30
			***Total ***	76.30
ACH003319	7/13/18	BARBRE	Brett Barbre	
		063018	June 2018 Business expense	265.96
			***Total ***	265.96
ACH003320	7/13/18	BAUMHA	Melissa Baum-Haley	
		063018	June 2018 Business expense	401.82
			***Total ***	401.82
ACH003321	7/13/18	BERGJO	Joseph Berg	
		062918	June 2018 Business expense	40.00
			***Total ***	40.00
ACH003326	7/13/18	CHUMPI	Hilary Chumpitazi	
		062918	June 2018 Business expense	85.98
			***Total ***	85.98
ACH003327	7/13/18	DELATO	Harvey De La Torre	
		063018	June 2018 Business expense	112.80
			***Total ***	112.80
ACH003328	7/13/18	DICKEX	Larry Dick	
		063018	June 2018 Business expense	152.64
			***Total ***	152.64

Municipal Water District of Orange County
Disbursement Ratification Report
For the month of July 2018

Check #	Date	Vendor # Invoice/CM #	Name / Description	Net Amount
ACH003330	7/13/18	FAHLBE	Beth Fahl	
		063018	June 2018 Business expense	45.95
			***Total ***	45.95
ACH003331	7/13/18	FINNEG	Joan Finnegan	
		063018	June 2018 Business expense	132.58
			***Total ***	132.58
ACH003342	7/13/18	MULDOO	Traci L. Muldoon	
		062018	June 2018 Business expense	37.14
			***Total ***	37.14
ACH003347	7/13/18	TAMARI	Satoru Tamaribuchi	
		063018	June 2018 Business expense	113.36
			***Total ***	113.36
ACH003348	7/13/18	THOMAS	Jeffery Thomas	
		063018	June 2018 Business expense	179.85
			***Total ***	179.85
EFT-180725	7/25/18	WAGEWO	Wageworks	
		INV784621	June 2018 Cafeteria plan administration	185.25
			***Total ***	185.25
WIRE-180730	7/30/18	PARS-USBANK	PARS	
		6746050100-2018	FY 18-19 Unfunded pension liability contribution	207,000.00
			***Total ***	207,000.00
138180	7/31/18	USBANK	U.S. Bank	
		4140/5443-JUN18	5/23/18-6/22/18 Cal Card charges	15,506.81
			***Total ***	15,506.81
			(See attached sheet for details)	
ACH003350	7/31/18	BUSSLI	Charles Busslinger	
		063018	June 2018 Business expense	73.47
			***Total ***	73.47
ACH003356	7/31/18	HARRIS	Cathleen M. Harris	
		072018	July 2018 Business expense	44.70
			***Total ***	44.70
ACH003368	7/31/18	WILSON	Sarah C. Wilson	
		063018	June 2018 Business expense	81.70
			***Total ***	81.70

Municipal Water District of Orange County
Disbursement Ratification Report
For the month of July 2018

Check #	Date	Vendor # Invoice/CM #	Name / Description	Net Amount
ACH003369	7/31/18	SCHNEI	Megan Yoo Schneider	
		063018	June 2018 Business expense	277.33
			***Total ***	277.33
		SECKEL	Karl Seckel	
ACH003370	7/31/18	063018	May-June 2018 Business expense	61.84
ACH003371	7/31/18	070518	July 2018 Business expense	535.97
			***Total ***	597.81
ACH003375	7/31/18	WAITER	Rachel Waite	
		063018	June 2018 Business expense	17.50
			***Total ***	17.50
			Total Core Disbursements	226,821.55

Choice Disbursements:

138126	7/13/18	HEDGES	Steve Hedges	
		063018	June 2018 Business expense	67.73
			***Total ***	67.73
ACH003321	7/13/18	BERGJO	Joseph Berg	
		062918	June 2018 Business expense	113.33
			***Total ***	113.33
138180	7/31/18	USBANK	U.S. Bank	
		4140-JUN18	5/22/18-6/22/18 Cal Card charges	154.40
			***Total ***	154.40
			(See attached sheet for details)	
			Total Choice Disbursements	335.46

Other Funds Disbursements:

138110	7/6/18	VERIZO	Verizon Wireless	
		9809668092	June 2018 4G Mobile broadband unlimited service	76.02
			***Total ***	76.02
138111	7/9/18	SARESR	Sares Regis Management Company, L.P.	
		053018RID	Multi-Family HET Direct Installation program - Ridgecrest (Lake Forest) - (Re-issued)	11,375.00
			***Total ***	11,375.00
138112	7/9/18	SARESR	Sares Regis Management Company, L.P.	
		06/20/18	Multi-Family HET Direct Installation program - Harbor Pointe (Dana Point) - (Re-issued)	22,350.00
			***Total ***	22,350.00

Municipal Water District of Orange County
Disbursement Ratification Report
For the month of July 2018

Check #	Date	Vendor # Invoice/CM #	Name / Description	Net Amount
138113	***7/9/18***	***SARESR***	***Sares Regis Management Company, L.P.***	
		062618-PN	Multi-Family HET Direct Installation program - Pointe Niguel (Laguna Niguel) - (Re-issued)	54,300.00
			***Total ***	54,300.00
138114	***7/13/18***	***ATTUVEOC***	***AT&T***	
		8599-JUL18	July 2018 WEROC N. EOC U-verse internet service	60.00
			***Total ***	60.00
138118	***7/13/18***	***ATTCALN***	***AT&T***	
		000011546229	June 2018 WEROC N. & S. EOC telephone expense	202.55
		000011546230	June 2018 WEROC N. EOC telephone expense	104.44
			***Total ***	306.99
ACH003321	***7/13/18***	***BERGJO***	***Joseph Berg***	
		062918	June 2018 Business expense	4.50
			***Total ***	4.50
		DRIPPR	***Spray to Drip Program***	
138142	***7/27/18***	S2D1-R-NWPT-17813-13134	L. Arora	515.45
138143	***7/27/18***	S2D1-R-MESA-26556-13166	B. Green	175.00
			***Total ***	690.45
		TURFRP	***Turf Removal Program***	
138144	***7/27/18***	TR11-R-HB-23350-23256	D. Sedani	528.00
138145	***7/27/18***	TR11-R-MNT-24433-24334	H. Cai	638.00
138146	***7/27/18***	TR11-R-MNT-25492-25410	J. Hughes	1,028.00
138147	***7/27/18***	TR11-R-MNT-26552-26466	J. Pellegrini	1,058.00
138148	***7/27/18***	TR11-R-BP-26553-26467	S. Mauritz	1,230.00
138149	***7/27/18***	TR11-R-MESA-26556-26471	B. Green	1,360.00
138150	***7/27/18***	TR11-R-MNT-26578-26492	W. Bloom	3,220.00
138151	***7/27/18***	TR11-R-O-26581-26494	M. Booth	1,315.00
138152	***7/27/18***	TR11-R-YLWD-26606-26518	D. Li	540.00
138153	***7/27/18***	TR11-R-ETWD-26613-26524	K. Osterman	1,122.00
138154	***7/27/18***	TR11-R-SWD-26616-26527	C. Lee	2,000.00
138155	***7/27/18***	TR11-R-MNT-26636-26548	K. Andrews	720.00
138156	***7/27/18***	TR11-R-IRWD-26638-26551	R. Backlin	468.00
138157	***7/27/18***	TR11-R-YLWD-26643-26556	M. Emory	804.00
138158	***7/27/18***	TR11-R-FV-26653-26566	J. Hipple	699.00
138159	***7/27/18***	TR11-R-MNT-26674-26587	J. Yi	562.00
138160	***7/27/18***	TR11-R-SM-26675-26588	V. Cupo	325.00
138161	***7/27/18***	TR11-R-YLWD-26680-26593	J. Oseguera	1,571.00
138162	***7/27/18***	TR11-R-MNT-26684-26597	T. Adams	888.00
138163	***7/27/18***	TR11-R-SM-26699-26613	G. Prete	854.00
138164	***7/27/18***	TR11-R-SM-26723-26639	D. Padilla	278.00
138165	***7/27/18***	TR11-R-MNT-26726-26640	P. Padgett	328.00
138166	***7/27/18***	TR11-R-SM-26730-26645	M. Livadas	964.00
138167	***7/27/18***	TR11-R-IRWD-26732-26648	R. Rhee	1,118.00

Municipal Water District of Orange County
Disbursement Ratification Report
For the month of July 2018

Check #	Date	Vendor # Invoice/CM #	Name / Description	Net Amount
138168	7/27/18	TR11-R-IRWD-26738-26654	M. Vance	1,038.00
138169	7/27/18	TR11-R-IRWD-26745-26660	R. Coverston	866.00
138170	7/27/18	TR11-R-IRWD-26757-26674	E. Mccreight	908.00
138171	7/27/18	TR11-R-YLWD-26762-26681	K. Van Kirk Ruff	1,809.00
138172	7/27/18	TR11-R-IRWD-26765-26685	E. Angulo	1,420.00
138173	7/27/18	TR11-R-IRWD-26781-26705	F. Jeng	600.00
138174	7/27/18	TR11-R-IRWD-26784-26707	B. Tokubo	1,154.00
138175	7/27/18	TR11-R-YLWD-26853-26771	J. Xu	726.00
			***Total ***	32,139.00
138178	7/31/18	SANTI1	Santiago Aqueduct Commission	
		MAY2018	May 2018 SAC Pipeline operation surcharge	3,970.96
			***Total ***	3,970.96
138179	7/31/18	SCHUNK	Janine Schunk	
		063018	June 2018 Business expense	9.81
			***Total ***	9.81
138180	7/31/18	USBANK	U.S. Bank	
		4140-JUN18	5/22/18-6/22/18 Cal Card charges	182.31
			***Total ***	182.31
			(See attached sheet for details)	
ACH003372	7/31/18	SANTAM	Santa Margarita Water District	
		MAY2018	May 2018 SCP Pipeline operation surcharge	25,177.83
			***Total ***	25,177.83
ACH003373	7/31/18	SANTAM	Santa Margarita Water District	
		SMWD171801	3/1/17-3/31/18 WaterSmart Software program	34,905.00
			***Total ***	34,905.00
WIRE-180731	7/31/18	METWAT	Metropolitan Water District	
		9386	May 2018 Water deliveries	18,036,206.69
			***Total ***	18,036,206.69
			Total Other Funds Disbursements	18,221,754.56
			Total Disbursements	18,448,911.57

Robert J. Hunter, General Manager

Hilary Chumpitazi, Treasurer

Cal Card Statement Detail
Statement Date: June 22, 2018
Payment Date: July 31, 2018

Date	Description	Amount
K. Seckel Card		
05/22/18	Lunch for MET Directors' meeting	$ 184.00
05/22/18	Materials for custom plaque presented to Brenda Burman	59.91
05/23/18	Lunch for OC MET Managers' meeting	171.97
05/24/18	4 Art boxes for Poster Contest winners returned	(83.96)
05/23/18	South Orange County Economic Coalition State of South County luncheon in Dana Point, CA on Jun. 27, 2018 - Registration for H. Baez	75.00
05/23/18	California Special Districts Association Legislative Days in Sacramento, CA from May 21-23, 2018 - Accommodations for H. Baez	503.49
05/24/18	Software annual subscription to monitor, audit and report activity on servers	1,730.00
05/24/18	4/24/18-5/23/18 Web hosting service for MWDOC website	15.65
05/25/18	11 Art boxes for Poster Contest winners returned	(230.89)
05/26/18	2 Art boxes for Poster Contest winners returned	(41.98)
05/27/18	2 Art boxes for Poster Contest winners returned	(41.98)
05/23/18	California Association of Public Information Officials membership for S. Wilson	225.00
05/23/18	California Water Efficiency Partnership Peer-to-Peer conference in San Francisco, CA from May 29-Jun. 1, 2018 - Accommodations for J. Berg	625.35
05/23/18	California Water Efficiency Partnership Peer-to-Peer conference in San Francisco, CA from May 29-31, 2018 - Accommodations for M. Conway	416.90
05/23/18	California Water Efficiency Partnership Peer-to-Peer conference in San Francisco, CA from May 29-31, 2018 - Accommodations for R. Waite	482.02
05/25/18	Custom plaque presented to Brenda Burman	185.07
05/25/18	Lunch for Orange County Human Resources meeting	234.30
05/24/18	Legislative Activities in Sacramento, CA on Jun. 8, 2018 - Airfare for H. Baez	394.96
05/24/18	Legislative Activities in Sacramento, CA on Jun. 29 2018 - Airfare for H. Baez	394.96
05/29/18	FedEx delivery charges for Discovery Science and OC Department of Education on May 18, 2018	19.17
06/01/18	Lunch for grant research meeting	255.89
05/31/18	H2O Women conference in Santa Barbara, CA from Nov. 1-2, 2018 - Registration for Director Yoo Schneider	300.00
05/31/18	6/1/18 OC Water Summit preparation lunch	76.10
06/04/18	Office supplies from Costco	420.98
06/05/18	400 Lanyards for OC Water Summit	1,302.36
06/05/18	Apple iPad Pro with warranty plan	781.86
06/06/18	Office supplies from Amazon	151.92
06/06/18	Apple iPad protective case	65.20
06/07/18	Annual software subscription to schedule editorial calendar and online content	720.00
06/08/18	Hootsuite software training to manage social media registration for T. Muldoon	223.00
06/08/18	Hootsuite software training to manage social media registration for S. Wilson	223.00
06/08/18	Hootsuite software training to manage social media registration for T. Baca	223.00
06/08/18	Hootsuite software training to manage social media registration for B. Roberto	223.00
06/09/18	6/1/18 OC Water Summit gift for Master of Ceremonies	28.98
06/10/18	Domain name annual renewal for ocwatersurvey.com	15.17
06/11/18	UPS delivery charges for Board packets on Jun. 8, 2018	7.38

Cal Card Statement Detail
Statement Date: June 22, 2018
Payment Date: July 31, 2018

Date	Description	Amount
06/12/18	Creative Cloud software license for T. Muldoon	88.75
06/11/18	Annual subscription for Smartdraw diagramming software	495.00
06/13/18	California Society of Municipal Finance Officers meeting in Orange, CA on Jun. 21, 2018 - Registration for H. Chumpitazi	30.00
06/14/18	Southern California Water Coalition Quarterly meeting in Cabazon, CA on Jul. 20, 2018 - Registration for H. Baez and M. Baum-Haley	150.00
06/15/18	Lunch for Public Affairs workshop	400.41
06/15/18	Food for staff development meeting	30.98
06/15/18	Office supplies from Costco	442.86
06/16/18	Office supplies for WEROC from Costco	37.47
06/15/18	Balance for 10 MWDOC logo parking lot signs with installation	220.07
06/16/18	E-mail service for California Sprinkler Adjustment Notification System	4.98
06/18/18	UPS delivery charges for Board packets on Jun. 8 & 13, 2018, Fritz Coleman on Jun. 13, 2018 & MET on Jun. 13, 2018	153.13
06/19/18	WaterSmart Innovations 2018 conference in Las Vegas, NV from Oct. 3-5, 2018 - Registration for J. Berg	285.00
06/19/18	WaterSmart Innovations 2018 conference in Las Vegas, NV from Oct. 3-5, 2018 - Registration for R. Waite	285.00
06/19/18	California Society of Municipal Finance Officers Introduction to Governmental Accounting training on Jun. 19, 2018 - Registration for J. Stalvey	75.00
06/19/18	WaterSmart Innovations 2018 conference in Las Vegas, NV from Oct. 2-5, 2018 - Airfare (one-way) for R. Waite	73.98
06/19/18	WaterSmart Innovations 2018 conference in Las Vegas, NV from Oct. 3-5, 2018 - Airfare for J. Berg	345.97
06/21/18	Computer component	54.00
06/21/18	Water Meters-Selection, Installation, Testing and Maintenance book	139.50
06/19/18	WaterSmart Innovations 2018 conference in Las Vegas, NV from Oct. 3-5, 2018 - Accommodations deposit for J. Berg	101.70
06/19/18	WaterSmart Innovations 2018 conference in Las Vegas, NV from Oct. 2-5, 2018 - Accommodations deposit for R. Waite	101.70
06/20/18	Monthly fee for Hulu television streaming service for WEROC	54.98
06/21/18	Lunch for Managers' meeting	530.67
06/21/18	Computer supplies	70.68
06/21/18	Computer components	265.94
	Total	**$ 14,774.55**

Cal Card Statement Detail
Statement Date: June 22, 2018
Payment Date: July 31, 2018

Date	Description	Amount
R. Hunter Card		
5/23/18-6/22/18	Meals for R. Hunter's meetings	$ 75.81
05/23/18	South Orange County Economic Coalition State of South County luncheon in Dana Point, CA on Jun. 27, 2018 - Registration for Director Thomas	75.00
05/24/18	Orange County Business Council Advocacy trip in Washington, DC from May 20-23, 2018 - Accommodations for Directors Barbre	918.16 [1]
	Total	**$ 1,068.97**

[1] Director Barbre reimbursed MWDOC $918.16

Municipal Water District of Orange County
GM Approved Disbursement Report [1]
For the month of July 2018

Check #	Date	Vendor # Invoice/CM #	Name / Description	Net Amount
Core Disbursements:				
			Total Core Disbursements	0.00
Choice Disbursements:				
			Total Choice Disbursements	0.00
Other Funds Disbursements:				
			Total Other Funds Disbursements	0.00
			Total Disbursements	0.00

No items to report

Robert J. Hunter, General Manager

Hilary Chumpitazi, Treasurer

(1) For disbursements that did not make the cut-off of previous month's Disbursement Approval report. Disbursements are approved by GM for payment and need A & F Committee ratification.

Municipal Water District of Orange County
WATER USE EFFICIENCY PROJECTS
Cash Flow as of 7/31/18

	Jul 2018	Aug 2018	Sep 2018	Oct 2018	Nov 2018	Dec 2018	Jan 2019	Feb 2019	Mar 2019	Apr 2019	May 2019	Jun 2019	TOTALS
Cash - Beginning Balance	$ 280,031.97	$ 271,326.78	$ 271,326.78	$ 271,326.78	$ 271,326.78	$ 271,326.78	$ 271,326.78	$ 271,326.78	$ 271,326.78	$ 271,326.78	$ 271,326.78	$ 271,834.78	
REVENUES:													
BUREC	4,605.00												$ 4,605.00
City of Buena Park													-
City of Fountain Valley	222.00												222.00
City of Garden Grove													-
City of Huntington Beach	598.99												598.99
City of La Habra	222.00												222.00
City of San Clemente	3,244.99												3,244.99
City of Newport Beach													-
City of Orange	444.00												444.00
City of Westminster	333.00												333.00
Department of Water Resources	32,990.80												32,990.80
El Toro Water District													-
Irvine Ranch Water District	8,271.11												8,271.11
Laguna Beach County Water District													-
Mesa Water District	66.82												66.82
Metropolitan Water District													-
Moulton Niguel Water District	38,341.68												38,341.68
Orange County Water District													-
Santa Margarita Water District													-
Trabuco Canyon Water District													-
Miscellaneous Revenues													
Miscellaneous													-
Interest Revenue													-
Total Revenues	89,340.39	-	-	-	-	-	-	-	-	-	508.00	-	$ 89,340.39
EXPENDITURES:													
Budget Based Tiered Rates, Raftelis	2,220.00												2,220.00
Droplet													-
Ecotech													-
IRWD													-
Golden State Water Company													-
City of Huntington Beach													-
Laguna Beach CWD													-
Metropolitan Water District	28,091.13												28,091.13
Mission RCD													-
Recycled Water On Site Retrofit program													-
Spray to Drip program	690.45												690.45
SMWD	34,905.00												34,905.00
Turf Removal	32,139.00												32,139.00
Water Savings Incentive Program													-
Western National Property Management													-
Miscellaneous Expenses													
Interest Expense													-
Salary & Benefit													-
Total Expenditures	98,045.58	-	-	-	-	-	-	-	-	-	-	-	$ 98,045.58
Cash - Ending Balance	$ 271,326.78	$ 271,326.78	$ 271,326.78	$ 271,326.78	$ 271,326.78	$ 271,326.78	$ 271,326.78	$ 271,326.78	$ 271,326.78	$ 271,326.78	$ 271,834.78	$ 271,834.78	

Municipal Water District of Orange County
Consolidated Summary of Cash and Investment
June 30, 2018

Street Address:
18700 Ward Street
Fountain Valley, California 92708

Mailing Address:
P.O. Box 20895
Fountain Valley, CA 92728-0895

(714) 963-3058
Fax: (714) 964-9389
www.mwdoc.com

Brett R. Barbre
President

Joan C. Finnegan
Vice President

Larry D. Dick
Director

Wayne S. Osborne
Director

Megan Yoo Schneider
Director

Sat Tamaribuchi
Director

Jeffery M. Thomas
Director

Robert J. Hunter
General Manager

MEMBER AGENCIES

City of Brea
City of Buena Park
East Orange County Water District
El Toro Water District
Emerald Bay Service District
City of Fountain Valley
City of Garden Grove
Golden State Water Co.
City of Huntington Beach
Irvine Ranch Water District
Laguna Beach County Water District
City of La Habra
City of La Palma
Mesa Water District
Moulton Niguel Water District
City of Newport Beach
City of Orange
Orange County Water District
City of San Clemente
City of San Juan Capistrano
Santa Margarita Water District
City of Seal Beach
Serrano Water District
South Coast Water District
Trabuco Canyon Water District
City of Tustin
City of Westminster
Yorba Linda Water District

District investments and cash balances are held in various funds designated for certain purposes as follows:

Fund	Book Value	% of Portfolio
Designated Reserves		
General Operations	$3,156,569	22.53%
Grant & Project Cash Flow	1,500,000	10.71%
Election Expense	304,000	2.17%
Building Repair	350,407	2.50%
OPEB	209,006	1.49%
Total Designated Reserves	5,519,982	39.40%
General Fund	4,070,870	29.06%
Water Fund	3,807,155	27.18%
Conservation Fund	280,032	2.00%
Desalination Feasibility Study Fund	(145,267)	(1.04%)
WEROC Fund	448,056	3.20%
Trustee Activities	28,655	0.20%
Total	**$14,009,483**	**100.00%**

The funds are invested as follows:

Term of Investment	% of Portfolio	Book Value	Market Value
Cash	2.06%	$288,974	$288,974
Short-term investment			
• LAIF	47.68%	$6,680,259	$6,680,259
• OCIP	28.10%	3,937,048	3,937,048
Long-term investment			
• Corporate Bond	8.24%	1,153,202	1,124,277
• Certificates of Deposit	13.92%	1,950,000	1,930,305
Total	**100.00%**	**$14,009,483**	**$13,960,863**

The average number of days to maturity/call as of June 30, 2018 equaled 158 and the average yield to maturity is 1.827%. During the month, the District's average daily balance was $21,635,670.24. Funds were invested in Federal Agency Issues, Certificates of Deposit, Negotiable CD's, Miscellaneous Securities, the Local Agency Investment Funds (LAIF) and the Orange County Investment Pool (OCIP) during the month of June 2018.

The ($48,620) difference between the book value and the market value on June 30, 2018 represents the exchange difference if all investments had been liquidated on that date. Since it is the District's practice to "buy and hold" investments until maturity, the market values are a point of reference, not an indication of actual loss or gain. There are no current plans or cash flow requirements identified in the near future that would require the sale of these securities prior to maturity.

Robert J. Hunter
General Manager

Hilary Chumpitazi
Treasurer

MUNICIPAL WATER DISTRICT OF ORANGE COUNTY

Portfolio Management - Portfolio Summary

June 30, 2018

6/30/2018	Par Value	Market Value	Book Value	% of Portfolio	Days to Mat/Call	YTM @ Cost
Negotiable Certificate Of Deposit	1,950,000.00	1,930,305.00	1,950,000.00	14.22	550	2.075
Corporate Bond	1,150,000.00	1,124,276.50	1,153,201.76	8.38	939	2.290
Local Agency Investment Funds	6,680,259.51	6,680,259.51	6,680,259.51	48.70	1	1.845
Orange County Investment Pool	3,937,047.72	3,937,047.72	3,937,047.72	28.70	1	1.538
Total Investments	**13,717,307.23**	**13,671,888.73**	**13,720,508.99**	**100.00**	**158**	**1.827**
Cash						
Cash	288,974.04	288,974.04	288,974.04		1	0.00
Total Cash and Investments	**14,006,281.27**	**13,960,862.77**	**14,009,483.03**		**158**	**1.827**

Total Earnings	Month Ending June	Fiscal Year to Date
Current Year	**33,571.84**	**323,317.02**
Average Daily Balance	**21,635,670.24**	
Effective Rate of Return	**1.827%**	

We certify that this report reflects the cash and investments of the Municipal Water District of Orange County and is in conformity with the Government Code requirements and the District Investment Policy and Guidelines in effect at the time of investment. The Investment Program herein shown provides sufficient cash flow liquidity to meet the next six month's estimated expenditure. The source for the market values are from Union Bank. Per Resolution 2059 there are no compliance exceptions to report.

Robert J. Hunter, General Manager — Date: 8-2-18

Hilary Chumpitazi, Treasurer — Date: 8/2/18

MUNICIPAL WATER DISTRICT OF ORANGE COUNTY
Portfolio Management
Long-Term Portfolio Details - Investments
June 30, 2018

Issuer	CUSIP/Ticker	Settlement Date	Par Value	Market Value	Book Value	Coupon Rate	YTM @ Cost	Days To Call/Maturity	Maturity Date
Negotiable Certificate Of Deposit									
Barclays Bank	06740KKY2	9/27/2017	250,000.00	240,930.00	250,000.00	2.250	2.250	1,550	9/27/2022
Capital One Bank	140420TY6	8/5/2015	250,000.00	249,920.00	250,000.00	1.700	1.700	37	8/6/2018
Capital One Natl Assn	14042E6C9	9/2/2015	250,000.00	248,895.00	250,000.00	1.950	1.950	430	9/3/2019
Comenity Capital	20033AUX2	7/25/2017	200,000.00	194,150.00	200,000.00	2.000	2.000	1,112	7/16/2021
Discover Bank	2546712Y5	7/23/2014	250,000.00	249,945.00	250,000.00	1.600	1.600	23	7/23/2018
HSBC Bank	40434AK65	1/21/2016	250,000.00	250,047.50	250,000.00	2.250	2.534	21	1/21/2021
Morgan Stanley Bank	61747MJ36	2/1/2018	250,000.00	247,372.50	250,000.00	2.500	2.500	947	2/1/2021
Synchrony Bank	87164XBY1	7/25/2014	250,000.00	249,045.00	250,000.00	2.050	2.050	395	7/30/2019
Sub Total			**1,950,000.00**	**1,930,305.00**	**1,950,000.00**	**2.038**	**2.075**	**550**	
Corporate Bond									
JP Morgan Chase	46625HKA7	11/2/2015	500,000.00	493,570.00	500,728.44	2.250	2.152	541	1/23/2020
National Rural Util Coop	63743FE51	7/27/2017	200,000.00	192,428.00	200,000.00	2.500	2.500	1,476	7/15/2022
Wells Fargo	94974BGR5	1/13/2016	250,000.00	246,052.50	250,802.65	2.550	2.409	891	12/7/2020
Westpac Banking Corp	961214DQ3	7/25/2017	200,000.00	192,226.00	201,670.67	2.500	2.278	1,459	6/28/2022
Sub Total			**1,150,000.00**	**1,124,276.50**	**1,153,201.76**	**2.402**	**2.290**	**939**	
Total Investments			**3,100,000.00**	**3,054,581.50**	**3,103,201.76**	**2.173**	**2.155**	**695**	

Total Earnings	Month Ending June	Fiscal Year To Date
Current Year	5,392.92	62,810.98

MUNICIPAL WATER DISTRICT OF ORANGE COUNTY
Portfolio Management
Short-Term Portfolio Details - Cash and Investments
June 30, 2018

Investments	CUSIP/Ticker	Settlement Date	Par Value	Market Value	Book Value	Coupon Rate	YTM @ Cost	Days To Call/Maturity	Maturity Date
Local Agency Investment Funds									
LAIF LGIP	LAIF	6/30/2010	6,680,259.51	6,680,259.51	6,680,259.51	1.845	1.845	1	N/A
Sub Total			**6,680,259.51**	**6,680,259.51**	**6,680,259.51**	**1.845**	**1.845**	**1**	
Orange County Investment Pool									
County of Orange LGIP	OCIP	6/29/2005	3,937,047.72	3,937,047.72	3,937,047.72	1.538	1.538	1	N/A
Sub Total			**3,937,047.72**	**3,937,047.72**	**3,937,047.72**	**1.538**	**1.538**	**1**	
Total Investments			**10,617,307.23**	**10,617,307.23**	**10,617,307.23**	**1.731**	**1.731**		
Cash									
Bank of America Cash	CASH0547	7/1/2010	288,474.04	288,474.04	288,474.04	0.000	0.000	1	N/A
Petty Cash Cash	CASH	7/1/2010	500.00	500.00	500.00	0.000	0.000	1	N/A
Total Cash			**288,974.04**	**288,974.04**	**288,974.04**	**0.000**	**0.000**	**1**	
Total Cash and Investments			**10,906,281.27**	**10,906,281.27**	**10,906,281.27**	**1.731**	**1.731**	**1**	

Total Earnings	Month Ending June	Fiscal Year To Date
Current Year	28,178.92	260,506.04

Municipal Water District of Orange County
Cash and Investments at June 30, 2018

ALLOCATION	AMOUNT	%
MWDOC		
Designated Reserves		
General	$ 3,156,569	22.53%
Grant & Project Cash Flow	1,500,000	10.71%
Election Expense	304,000	2.17%
Building Repair	350,407	2.50%
OPEB	209,006	1.49%
Total Designated Reserves	5,519,982	39.40%
General	4,070,870	29.06%
Water	3,807,155	27.18%
Conservation	280,032	2.00%
Desalination Feasibility Study	(145,267)	-1.04%
WEROC	448,056	3.20%
TOTAL MWDOC	$ 13,980,828	99.80%
TRUSTEE ACTIVITIES		
AMP Sales Admin	$ 28,655	0.20%
TOTAL TRUSTEE ACTIVITIES	$ 28,655	0.20%
TOTAL CASH & INVESTMENTS	**$ 14,009,483**	**100.00%**

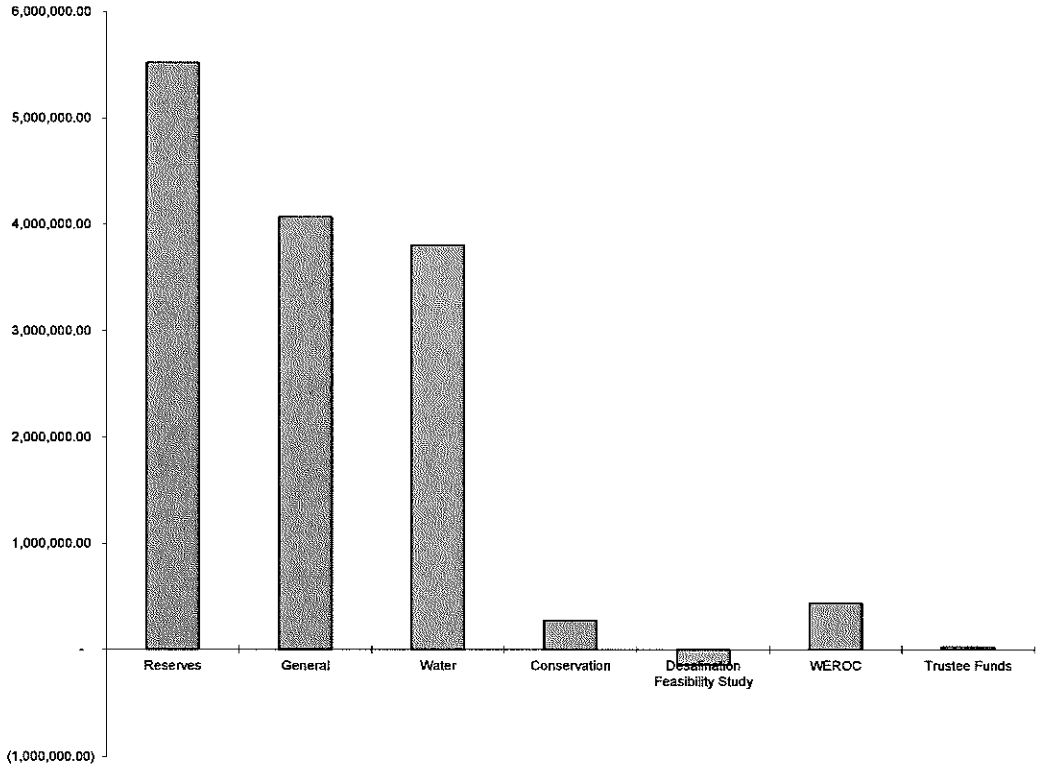

O:\Finance\Cash & Investment\FY17-18\CF&InvAlloc 06-18Inv Alloc Range:Bar Chart

6/2/2018
3:28 PM

PUBLIC AGENCY RETIREMENT SERVICES | PARS

MUNICIPAL WATER DIST OF ORANGE COUNTY
PARS Post•Employment Benefits Trust

Account Report for the Period
6/1/2018 to 6/30/2018

Rob Hunter
General Manager
Municipal Water Dist of Orange County
18700 Ward Street
Fountain Valley, CA 92708

Account Summary

Source	Beginning Balance as of 6/1/2018	Contributions	Earnings	Expenses	Distributions	Transfers	Ending Balance as of 6/30/2018
OPEB	$0.00	$0.00	$44.30	$0.00	$0.00	$2,075,193.77	$2,075,238.07
Totals	**$0.00**	**$0.00**	**$44.30**	**$0.00**	**$0.00**	**$2,075,193.77**	**$2,075,238.07**

Investment Selection

Source	
OPEB	**Moderate HighMark PLUS**

Investment Objective

Source	
OPEB	The dual goals of the Moderate Strategy are growth of principal and income. It is expected that dividend and interest income will comprise a significant portion of total return, although growth through capital appreciation is equally important. The portfolio will be allocated between equity and fixed income investments.

Investment Return

				Annualized Return			
Source	**1-Month**	**3-Months**	**1-Year**	**3-Years**	**5-Years**	**10-Years**	**Plan's Inception Date**
OPEB	0.06%	-	-	-	-	-	6/29/2018

Information as provided by US Bank, Trustee for PARS; Not FDIC Insured; No Bank Guarantee; May Lose Value

Past performance does not guarantee future results. Performance returns may not reflect the deduction of applicable fees, which could reduce returns. Information is deemed reliable but may be subject to change.
Investment Return: Annualized rate of return is the return on an investment over a period other than one year multiplied or divided to give a comparable one-year return.
Account balances are inclusive of Trust Administration, Trustee and Investment Management fees

Headquarters - 4350 Von Karman Ave., Suite 100, Newport Beach, CA 92660 800.540.6369 Fax 949.250.1250 www.pars.org

PUBLIC AGENCY RETIREMENT SERVICES | PARS

MUNICIPAL WATER DIST OF ORANGE COUNTY
PARS Post•Employment Benefits Trust

Account Report for the Period
7/1/2017 to 6/30/2018

Rob Hunter
General Manager
Municipal Water Dist of Orange County
18700 Ward Street
Fountain Valley, CA 92708

Account Summary

Source	Beginning Balance as of 7/1/2017	Contributions	Earnings	Expenses	Distributions	Transfers	Ending Balance as of 6/30/2018
OPEB	$0.00	$0.00	$44.30	$0.00	$0.00	$2,075,193.77	$2,075,238.07
Totals	**$0.00**	**$0.00**	**$44.30**	**$0.00**	**$0.00**	**$2,075,193.77**	**$2,075,238.07**

Investment Selection

Source	
OPEB	**Moderate HighMark PLUS**

Investment Objective

Source	
OPEB	The dual goals of the Moderate Strategy are growth of principal and income. It is expected that dividend and interest income will comprise a significant portion of total return, although growth through capital appreciation is equally important. The portfolio will be allocated between equity and fixed income investments.

Investment Return

				Annualized Return			
Source	**1-Month**	**3-Months**	**1-Year**	**3-Years**	**5-Years**	**10-Years**	**Plan's Inception Date**
OPEB	0.06%	-	-	-	-	-	6/29/2018

Information as provided by US Bank, Trustee for PARS; Not FDIC Insured; No Bank Guarantee; May Lose Value

Past performance does not guarantee future results. Performance returns may not reflect the deduction of applicable fees, which could reduce returns. Information is deemed reliable but may be subject to change.
Investment Return: Annualized rate of return is the return on an investment over a period other than one year multiplied or divided to give a comparable one-year return.
Account balances are inclusive of Trust Administration, Trustee and Investment Management fees

Headquarters - 4350 Von Karman Ave., Suite 100, Newport Beach, CA 92660 800.540.6369 Fax 949.250.1250 www.pars.org

PUBLIC AGENCY RETIREMENT SERVICES PARS

MUNICIPAL WATER DIST OF ORANGE COUNTY
PARS OPEB Trust Program

Account Report for the Period
6/1/2018 to 6/30/2018

Rob Hunter
General Manager
Municipal Water Dist of Orange County
18700 Ward Street
Fountain Valley, CA 92708

Account Summary

Source	Beginning Balance as of 6/1/2018	Contributions	Earnings	Expenses	Distributions	Transfers	Ending Balance as of 6/30/2018
OPEB	$2,075,193.77	$0.00	$3,494.57	$1,013.12	$0.00	-$2,075,193.77	$2,481.45
Totals	**$2,075,193.77**	**$0.00**	**$3,494.57**	**$1,013.12**	**$0.00**	**-$2,075,193.77**	**$2,481.45**

Investment Selection

Moderate HighMark PLUS

Investment Objective

The dual goals of the Moderate Strategy are growth of principal and income. It is expected that dividend and interest income will comprise a significant portion of total return, although growth through capital appreciation is equally important. The portfolio will be allocated between equity and fixed income investments.

Investment Return

			Annualized Return			
1-Month	3-Months	1-Year	3-Years	5-Years	10-Years	Plan's Inception Date
0.17%	1.03%	6.58%	5.83%	6.69%	-	10/26/2011

Information as provided by US Bank, Trustee for PARS; Not FDIC Insured; No Bank Guarantee; May Lose Value

Past performance does not guarantee future results. Performance returns may not reflect the deduction of applicable fees, which could reduce returns. Information is deemed reliable but may be subject to change.

Investment Return: Annualized rate of return is the return on an investment over a period other than one year multiplied or divided to give a comparable one-year return.

Account balances are inclusive of Trust Administration, Trustee and Investment Management fees

PUBLIC AGENCY RETIREMENT SERVICES PARS

MUNICIPAL WATER DIST OF ORANGE COUNTY
PARS OPEB Trust Program

Account Report for the Period
7/1/2017 to 6/30/2018

Rob Hunter
General Manager
Municipal Water Dist of Orange County
18700 Ward Street
Fountain Valley, CA 92708

Account Summary

Source	Beginning Balance as of 7/1/2017	Contributions	Earnings	Expenses	Distributions	Transfers	Ending Balance as of 6/30/2018
OPEB	$1,960,366.79	$0.00	$128,764.35	$11,455.92	$0.00	-$2,075,193.77	$2,481.45
Totals	**$1,960,366.79**	**$0.00**	**$128,764.35**	**$11,455.92**	**$0.00**	**-$2,075,193.77**	**$2,481.45**

Investment Selection

Moderate HighMark PLUS

Investment Objective

The dual goals of the Moderate Strategy are growth of principal and income. It is expected that dividend and interest income will comprise a significant portion of total return, although growth through capital appreciation is equally important. The portfolio will be allocated between equity and fixed income investments.

Investment Return

			Annualized Return			
1-Month	3-Months	1-Year	3-Years	5-Years	10-Years	Plan's Inception Date
0.17%	1.03%	6.58%	5.83%	6.69%	-	10/26/2011

Information as provided by US Bank, Trustee for PARS; Not FDIC Insured; No Bank Guarantee; May Lose Value

Past performance does not guarantee future results. Performance returns may not reflect the deduction of applicable fees, which could reduce returns. Information is deemed reliable but may be subject to change.

Investment Return: Annualized rate of return is the return on an investment over a period other than one year multiplied or divided to give a comparable one-year return.

Account balances are inclusive of Trust Administration, Trustee and Investment Management fees

MUNICIPAL WATER DISTRICT OF ORANGE COUNTY

UNAUDITED DRAFT
COMBINED FINANCIAL STATEMENTS

AND

BUDGET COMPARATIVE

JULY 1, 2017 THRU JUNE 30, 2018

THE FOLLOWING IS SUBJECT TO CHANGE AND ACTUALS ARE DEFERRED TO THE AUDITED ANNUAL REPORT TO BE PRESENTED ON NOVEMBER 14, 2018

Municipal Water District of Orange County
Combined Balance Sheet
As of June 30, 2018

ASSETS	**Amount**
Cash in Bank	288,974.04
Investments	13,720,508.99
Accounts Receivable	36,603,978.82
Accounts Receivable - Other	78,880.09
Accrued Interest Receivable	81,720.01
Prepaids/Deposits	185,882.45
Leasehold Improvements	3,695,600.68
Furniture, Fixtures & Equipment	457,309.71
Less: Accum Depreciation	(2,798,839.78)
Net OPEB Asset	483,546.00
TOTAL ASSETS	$52,797,561.01
LIABILITIES AND FUND BALANCES	
Liabilities	
Accounts Payable	39,262,000.85
Accounts Payable - Other	281.49
Accrued Salaries and Benefits Payable	408,118.01
Other Liabilities	267,633.08
Unearned Revenue	1,714,185.93
Total Liabilities	41,652,219.36
Fund Balances	
Restricted Fund Balances	
Water Fund - T2C	983,902.53
Total Restricted Fund Balances	983,902.53
Unrestricted Fund Balances	
OPEB Related Asset Fund	483,546.00
Designated Reserves	
General Operations	3,156,569.42
Grant & Project Cash Flow	1,500,000.00
Election Expense	304,000.00
Building Repair	350,407.45
OPEB	209,006.00
Total Designated Reserves	5,519,982.87
GENERAL FUND	2,463,811.47
WEROC Capital	221,535.50
WEROC	144,717.31
Total Unrestricted Fund Balances	8,833,593.15
Excess Revenue over Expenditures	
Operating Fund	1,934,431.61
Other Funds	(606,585.64)
Total Fund Balance	11,145,341.65
TOTAL LIABILITIES AND FUND BALANCES	$52,797,561.01

DRAFT

Municipal Water District of Orange County
Revenues and Expenditures Budget Comparative Report
General Fund
From July 2017 thru June 2018

	Month to Date	Year to Date	Annual Budget	% Used	Encumbrance	Budget Remaining
REVENUES						
Retail Connection Charge	0.00	7,435,834.00	7,435,834.00	100.00%	0.00	0.00
Ground Water Customer Charge	0.00	468,565.00	468,565.00	100.00%	0.00	0.00
Water rate revenues	0.00	7,904,399.00	7,904,399.00	100.00%	0.00	0.00
Interest Revenue	31,266.08	304,248.91	150,000.00	202.83%	0.00	(154,248.91)
Subtotal	31,266.08	8,208,647.91	8,054,399.00	101.92%	0.00	(154,248.91)
Choice Programs	0.00	1,095,831.80	1,176,618.00	93.13%	0.00	80,786.20
Miscellaneous Income	0.03	19,895.79	3,000.00	663.19%	0.00	(16,895.79)
School Contracts	1,479.01	85,242.56	70,000.00	121.78%	0.00	(15,242.56)
Transfer-In From Reserve	0.00	0.00	138,470.00	0.00%	0.00	138,470.00
Subtotal	1,479.04	1,200,970.15	1,388,088.00	86.52%	0.00	187,117.85
TOTAL REVENUES	32,745.12	9,409,618.06	9,442,487.00	99.65%	0.00	32,868.94

DRAFT

Municipal Water District of Orange County
Revenues and Expenditures Budget Comparative Report
General Fund
From July 2017 thru June 2018

	Month to Date	Year to Date	Annual Budget	% Used	Encumbrance	Budget Remaining
EXPENSES						
Salaries & Wages	269,771.23	3,308,496.39	3,571,210.00	92.64%	0.00	262,713.61
Salaries & Wages - Grant Recovery	0.00	(11,607.92)	(23,279.00)	49.86%	0.00	(11,671.08)
Salaries & Wages - Recovery	0.00	(436.80)	0.00	0.00%	0.00	436.80
Director's Compensation	17,225.42	210,637.51	243,197.00	86.61%	0.00	32,559.49
MWD Representation	11,879.60	128,300.18	138,969.00	92.32%	0.00	10,668.82
Employee Benefits	80,473.53	978,122.59	1,056,766.00	92.56%	0.00	78,643.41
Employee Benefits - Grant Recovery	0.00	(2,790.86)	0.00	0.00%	0.00	2,790.86
Employee Benefits - Recovery	0.00	(83.20)	0.00	0.00%	0.00	83.20
Director's Benefits	7,433.17	87,741.01	81,728.00	107.36%	0.00	(6,013.01)
Health Insurance for Retirees	5,764.61	53,623.20	59,554.00	90.04%	0.00	5,930.80
Training Expense	967.00	9,949.00	10,000.00	99.49%	0.00	51.00
Tuition Reimbursement	0.00	0.00	5,000.00	0.00%	0.00	5,000.00
Temporary Help Expense	0.00	4,775.18	5,000.00	95.50%	0.00	224.82
Personnel Expenses	393,514.56	4,766,726.28	5,148,145.00	92.59%	0.00	381,418.72
Engineering Expense	15,223.76	132,380.27	360,000.00	36.77%	326,349.82	(98,730.09)
Legal Expense	10,753.23	159,134.86	250,000.00	63.65%	0.00	90,865.14
Audit Expense	0.00	19,000.00	40,000.00	47.50%	0.00	21,000.00
Professional Services	182,851.69	1,002,079.38	1,539,809.00	65.08%	338,817.67	198,911.95
Professional Fees	208,828.68	1,312,594.51	2,189,809.00	59.94%	665,167.49	212,047.00
Conference-Staff	825.00	20,268.46	38,945.00	52.04%	0.00	18,676.54
Conference-Directors	443.00	16,476.32	23,700.00	69.52%	0.00	7,223.68
Travel & Accom.-Staff	3,991.19	54,245.63	95,600.00	56.74%	0.00	41,354.37
Travel & Accom.-Directors	5.00	24,434.08	49,850.00	49.02%	0.00	25,415.92
Travel & Conference	5,264.19	115,424.49	208,095.00	55.47%	0.00	92,670.51
Membership/Sponsorship	225.00	139,990.19	142,102.00	98.51%	0.00	2,111.81
CDR Support	0.00	43,802.57	48,803.00	89.75%	0.00	5,000.43
Dues & Memberships	225.00	183,792.76	190,905.00	96.27%	0.00	7,112.24
Business Expense	444.51	4,577.37	5,200.00	88.03%	0.00	622.63
Maintenance Office	6,205.89	95,432.31	123,500.00	77.27%	28,368.79	(301.10)
Building Repair & Maintenance	1,021.35	26,573.46	11,000.00	241.58%	4,037.95	(19,611.41)
Storage Rental & Equipment Lease	195.29	3,341.53	8,400.00	39.78%	2,658.47	2,400.00
Office Supplies	2,022.03	26,634.73	35,580.00	74.86%	616.94	8,328.33
Postage/Mail Delivery	536.12	9,659.99	10,500.00	92.00%	0.00	840.01
Subscriptions & Books	0.00	1,302.25	1,500.00	86.82%	0.00	197.75
Reproduction Expense	19,278.65	36,849.46	27,275.00	135.10%	200.00	(9,774.46)
Maintenance-Computers	2,236.11	6,126.38	10,000.00	61.26%	0.00	3,873.62
Software Purchase	9,459.52	22,883.65	44,260.00	51.70%	4,716.00	16,660.35
Software Support	8,467.56	40,465.25	48,894.00	82.76%	0.00	8,428.75
Computers and Equipment	3,224.03	20,031.22	33,050.00	60.61%	0.00	13,018.78
Automotive Expense	1,972.46	18,753.88	16,400.00	114.35%	0.00	(2,353.88)
Toll Road Charges	66.07	826.19	1,000.00	82.62%	0.00	173.81
Insurance Expense	9,134.96	109,506.48	110,250.00	99.33%	0.00	743.52
Utilities - Telephone	1,541.30	17,163.11	21,300.00	80.58%	0.00	4,136.89
Bank Fees	1,480.33	12,761.53	11,000.00	116.01%	0.00	(1,761.53)
Miscellaneous Expense	13,817.65	85,805.06	119,650.00	71.71%	0.00	33,844.94
MWDOC's Contrb. to WEROC	14,934.75	460,874.00	460,874.00	100.00%	0.00	0.00
Depreciation Expense	794.40	9,532.87	0.00	0.00%	0.00	(9,532.87)
Other Expenses	96,832.98	1,009,100.72	1,099,633.00	91.77%	40,598.15	49,934.13
Building Expense	0.00	67,764.50	356,400.00	19.01%	49,962.00	238,673.50
Capital Acquisition	0.00	19,783.19	249,500.00	7.93%	0.00	229,716.81
TOTAL EXPENSES	704,665.41	7,475,186.45	9,442,487.00	79.17%	755,727.64	1,211,572.91
NET INCOME (LOSS)	(671,920.29)	1,934,431.61	0.00			

DRAFT

Municipal Water District of Orange County
Revenues and Expenditures Budget Comparative Report
Water Fund
From July 2017 thru June 2018

	Month to Date	Year to Date	Annual Budget	% Used	Budget Remaining
WATER REVENUES					
Water Sales	19,109,638.10	205,943,038.60	154,733,881.00	133.09%	(51,209,157.60)
Readiness to Serve Charge	908,514.76	10,631,603.64	10,397,278.00	102.25%	(234,325.64)
Capacity Charge CCF	321,247.50	3,699,885.00	3,544,800.00	104.38%	(155,085.00)
SCP/SAC Pipeline Surcharge	30,890.96	342,657.98	423,000.00	81.01%	80,342.02
Interest	1,505.95	12,956.21	9,400.00	137.83%	(3,556.21)
TOTAL WATER REVENUES	20,371,797.27	220,630,141.43	169,108,359.00	130.47%	(51,521,782.43)
WATER PURCHASES					
Water Sales	19,109,638.10	205,943,038.60	154,733,881.00	133.09%	(51,209,157.60)
Readiness to Serve Charge	908,514.76	10,631,603.64	10,397,278.00	102.25%	(234,325.64)
Capacity Charge CCF	321,247.50	3,699,885.00	3,544,800.00	104.38%	(155,085.00)
SCP/SAC Pipeline Surcharge	30,890.96	342,657.98	423,000.00	81.01%	80,342.02
TOTAL WATER PURCHASES	20,370,291.32	220,617,185.22	169,098,959.00	130.47%	(51,518,226.22)
EXCESS OF REVENUE OVER EXPENDITURES	1,505.95	12,956.21	9,400.00		

DRAFT

Municipal Water District of Orange County
WUE Revenues and Expenditures (Actuals vs Budget)
From July 2017 thru June 2018

	Year to Date Actual	Annual Budget	% Used
Spray To Drip Conversion			
Revenues	66,233.33	257,371.00	25.73%
Expenses	67,176.22	257,371.00	26.10%
Excess of Revenues over Expenditures	(942.89)	0.00	
Member Agency Administered Passthru			
Revenues	184,730.00	7,200.00	2565.69%
Expenses	184,730.00	7,200.00	2565.69%
Excess of Revenues over Expenditures	0.00	0.00	
ULFT Rebate Program			
Revenues	25,191.13	95,000.00	26.52%
Expenses	25,191.13	95,000.00	26.52%
Excess of Revenues over Expenditures	0.00	0.00	
HECW Rebate Program			
Revenues	308,054.32	340,000.00	90.60%
Expenses	308,109.69	340,000.00	90.62%
Excess of Revenues over Expenditures	(55.37)	0.00	
CII Rebate Program			
Revenues	175,270.00	345,000.00	50.80%
Expenses	175,370.00	345,000.00	50.83%
Excess of Revenues over Expenditures	(100.00)	0.00	
Turf Removal Program			
Revenues	476,653.03	2,552,302.00	18.68%
Expenses	947,130.98	2,552,302.00	37.11%
Excess of Revenues over Expenditures	(470,477.95)	0.00	
Comprehensive Landscape (CLWUE)			
Revenues	118,560.91	520,000.00	22.80%
Expenses	270,087.31	520,000.00	51.94%
Excess of Revenues over Expenditures	(151,526.40)	0.00	
CII, Large Landscape, Performance (OWOW)			
Revenues	0.00	62,722.00	0.00%
Expenses	9,407.00	62,722.00	15.00%
Excess of Revenues over Expenditures	(9,407.00)	0.00	
WUE Projects			
Revenues	1,354,692.72	4,179,595.00	32.41%
Expenses	1,987,202.33	4,179,595.00	47.55%
Excess of Revenues over Expenditures	(632,509.61)	0.00	
WEROC			
Revenues	643,805.82	640,933.00	100.45%
Expenses	379,223.46	640,933.00	59.17%
Excess of Revenues over Expenditures	264,582.36	0.00	

DRAFT

Item No. 3

DISCUSSION ITEM
August 8, 2018

TO: Administration & Finance Committee
(Directors Thomas, Dick, Finnegan)

FROM: **Robert Hunter, General Manager**

Staff Contact: Hilary Chumpitazi

SUBJECT: **Other Post Employee Benefits (OPEB) Actuarial Review**

STAFF RECOMMENDATION

Staff recommends the Administration & Finance Committee: Discuss Staff's recommendation to contribute $88,141 to our OPEB Reserve to remain fully funded for our OPEB liability and continue to expense the current Retirees health benefits until our next actuarial evaluation as of July 1, 2020, at which time Staff will re-evaluate.

COMMITTEE RECOMMENDATION

Committee recommends (To be determined at Committee Meeting)

DETAILED REPORT

Attached is the GASB 75 actuarial valuation of the District's retiree health insurance program as of July 1, 2018.

The report includes the following information:

- MWDOC's apportioned total OPEB liability for District–paid retiree benefits is $2,374,867. An increase of $372,534 compared to the prior valuation in 2016, due primarily to more retirees.
- The District's unfunded accrued liability increased to $88,141 as of July 1, 2018 including the balance in the OPEB Reserve of $209,006.
- The Expected Return on Assets remains at 6% and the GASB 75 Discount Rate is also set at 6.0%.
- Our Trust is 87.5% funded and with the addition of our OPEB Reserve we are 96.3% funded.

Staff recommends contributing $88,141 to the OPEB Reserve to remain 100% funded.

Budgeted (Y/N): N	Budgeted amount:	Core __	Choice __
Action item amount:	Line item:		
Fiscal Impact (explain if unbudgeted):			

August 2, 2018

Ms. Hilary Chumpitazi
Accounting Manager/Treasurer
Municipal Water District of Orange County
P.O. Box 20895
Fountain Valley, CA 92728

Re: Municipal Water District of Orange County ("District") GASB 75 Valuation

Dear Ms. Chumpitazi:

This report sets forth the results of our GASB 75 actuarial valuation of the District's retiree health insurance program as of July 1, 2018.

In June 2004, the Governmental Accounting Standards Board (GASB) issued its accrual accounting standards for retiree healthcare benefits, GASB 43 and GASB 45. GASB 43/45 require public employers such as the District to perform periodic actuarial valuations to measure and disclose their retiree healthcare liabilities for the financial statements of both the employer and the trust, if any, set aside to pre-fund these liabilities. In June 2015, GASB released new accounting standards for postretirement benefit programs, GASB 74 and GASB 75, which replace GASB 43 and GASB 45, respectively.

The District selected DFA, LLC (DFA) to perform an actuarial valuation of the retiree health insurance program as of July 1, 2018. This report may be compared with the valuation performed by DFA as of July 1, 2016, to see how the liabilities have changed since the last valuation.

Financial Results

We have determined that the amount of actuarial liability for District-paid retiree benefits is $2,571,503 as of July 1, 2018. This represents the present value of all benefits expected to be paid by the District for its current and future retirees. If the District were to place this amount in a fund earning interest at the rate of 6.00% per year, and all other actuarial assumptions were exactly met, the fund would have exactly enough to pay all expected benefits.

This valuation includes benefits for 12 retirees as well as 14 active employees who may become eligible to retire and receive benefits in the future. It excludes employees hired after the valuation date.

When we apportion the $2,571,503 into past service and future service components under the Entry Age, Level Percent of Pay Cost Method, the Total OPEB Liability is $2,374,867 as of July 1, 2018. This represents the present value of all benefits accrued through the valuation date if each employee's liability is expensed from hire date until retirement date as a level percentage of pay. The $2,374,867 is comprised of liabilities of $1,553,444 for active employees and $821,423 for retirees.

The District has adopted an irrevocable trust for the pre-funding of retiree healthcare benefits. As of June 30, 2018, the trust balance or Plan Fiduciary's Net Position (GASB 75) is $2,077,720.

The Net OPEB Liability, Total OPEB Liability over the Plan Fiduciary's Net Position, is $297,147.

Discount Rate under GASB 75

For financial reporting purposes, GASB 75 requires a discount rate that reflects the following:

a. The long-term expected rate of return on OPEB plan investments – to the extent that the OPEB plan's fiduciary net position is projected to be sufficient to make projected benefit payments and assets are expected to be invested using a strategy to achieve that return;

b. A yield or index rate for 20-year, tax-exempt general obligation municipal bonds with an average rating of AA/Aa or higher – to the extent that the conditions in (a) are not met.

The amount of the plan's projected fiduciary net position and the amount of projected benefit payments should be compared in each period of projected benefit payments.

Based on these requirements and the following information, we have determined a discount rate of 6.00% for GASB 75 reporting purposes:

Expected Return on Assets	6.00%
Fidelity General Obligations 20-Year Index at June 30, 2018	3.62%
GASB 75 Discount Rate	6.00%

Net OPEB Expense

We have determined the following components of the District's Net OPEB Expense for fiscal year ending June 30, 2019: Service Cost, Interest Cost, and Expected Return on Assets. The Service Cost represents the present value of benefits accruing in the current year. Interest Cost represents the interest on the Total OPEB Obligation. Expected Return on Assets is the expected return based on a 6.00% investment rate of return. Other components (Deferred Outflows and Inflows) will be determined based on the Net OPEB Obligation as of June 30, 2019.

We summarize the valuation results in the table on the next page. We provide results at three discount rates (the expected return on assets, the Fidelity Bond rate index, and the blended GASB 75 rate, discussed above). All amounts are net of expected future retiree contributions, if any.

When the District begins preparation of the June 30, 2019 government-wide financial statements, DFA will be available to assist the District and its auditors in preparing the footnotes and required supplemental information for compliance with GASB 75 (and GASB 74, if applicable).

In the meantime, we are available to answer any questions the District may have concerning the report.

Actuarially Determined Contribution and Pay-As-You-Go with Implied Subsidy

We have calculated an actuarially determined contribution representing the Service Cost and a 30-year amortization (as a level percent of pay) of the Net OPEB Liability. We include the results in the table on the next page. We provide results at three discount rates (the expected return on assets, the Fidelity Bond rate index, and the GASB 75 rate).

An actuarially determined contribution is a potential payment to the plan determined using a contribution allocation procedure. It is not a required contribution, but a measurement commonly used to prefund OPEB benefits. We provide the amounts for illustrative purposes.

The actuarially determined contribution may be compared to the pay-as-you-go payment. The table shows the pay-as-you-go payment along with the projected implied subsidy payment.

The Funding Schedules section provides additional prefunding alternatives.

Municipal Water District of Orange County

Net OPEB Liabilities and Expense Under GASB 75 Accrual Accounting Standard

	July 1, 2018[1]		
	Actuarial Liability	**Municipal Bond Index**	**GASB 75 Rate**
Discount Rate	6.00%	3.62%	6.00%
Present Value of Future Benefits			
Active	$1,750,080	$2,755,949	$1,750,080
Retired	821,423	1,039,999	821,423
Total	$2,571,503	$3,795,948	$2,571,503
Total OPEB Liability (Actuarial Liability)			
Active	$1,553,444	$2,341,241	$1,553,444
Retired	821,423	1,039,999	821,423
Total	$2,374,867	$3,381,240	$2,374,867
Plan Fiduciary Net Position (Plan Assets)	$2,077,720	$2,077,720	$2,077,720
Net OPEB Liability (Unfunded Actuarial Liability)	$297,147	$1,303,520	$297,147
Sensitivity Analysis			
1% Decrease in Discount Rate	5.00%	2.62%	5.00%
Net OPEB Liability	$655,440	$1,926,370	$655,440
1% Increase in Discount Rate	7.00%	4.62%	7.00%
Net OPEB Liability	$7,484	$813,813	$7,484
1% Decrease in Trend Rate	5.00% decreasing to 4.00%	5.00% decreasing to 4.00%	5.00% decreasing To 4.00%
Net OPEB Liability	$10,262	$816,107	$10,262
1% Increase in Trend Rate	7.00% decreasing to 6.00%	7.00% decreasing to 6.00%	7.00% decreasing to 6.00%
Net OPEB Liability	$652,316	$1,925,122	$652,316

1. For the District's fiscal 2019 financial statements, DFA will provide separate schedules with supplemental GASB 75 information.
   a. If your auditors recommend that you report June 30, 2019 values, we will prepare the supplemental schedules in July, after June 30 asset values (if applicable) are known and updated municipal bond rates are published.
   b. If your auditors recommend that you report June 30, 2018 values, we will provide (upon request) supplemental schedules based on this report.

Municipal Water District of Orange County

Net OPEB Liabilities and Expense Under GASB 75 Accrual Accounting Standard

	July 1, 2018		
	Actuarial Liability	**Municipal Bond Index**	**GASB 75 Rate**
Discount Rate	6.00%	3.62%	6.00%
Components of Net OPEB Expense for fiscal year 2019			
Service Cost at Year-End	$34,408	$60,307	$34,408
Interest Cost	140,324	121,085	140,324
Expected Return on Assets	(124,663)	(124,663)	(124,663)
Subtotal	$50,069	$56,729	$50,069
Change in Deferred Outflows[2]			
Change in Deferred Inflows[3]			
Actuarially Determined Contribution (Fiscal 2019)			
Service Cost	$34,408	$60,307	$34,408
Amortization of Net OPEB Liability[4]	15,439	49,051	15,439
Total[5]	$49,847	$109,358	$49,847
Pay-As-You-Go Payment with Implied Subsidy (Fiscal 2019)			
Projected Pay-As-You-Go	$66,244	$66,244	$66,244
Projected Implied Subsidy	7,089	7,089	7,089
Total	$73,333	$73,333	$73,333

2. To be determined based on the Total OPEB Obligation and Plan Fiduciary Net Position as of June 30, 2019.
3. To be determined based on the Total OPEB Obligation and Plan Fiduciary Net Position as of June 30, 2019.
4. 30-year amortization (as a level percent of pay).
5. Estimated Actuarially Determined Contribution for Fiscal 2020:

	Actuarial Liability	**Municipal Bond Index**	**GASB 75 Rate**
Total	$51,342	$112,639	$51,342

Differences from Prior Valuation

The most recent prior valuation was completed as of July 1, 2016 by DFA. The AL (Accrued Liability) as of that date was $2,002,333, compared to $2,374,867 as of July 1, 2018. In this section, we provide a reconciliation between the two numbers so that it is possible to trace the AL from one actuarial report to the next.

Several factors have caused the AL to change since 2015. The AL increases as employees accrue more service and get closer to receiving benefits. There are actuarial gains/losses from one valuation to the next, and changes in actuarial assumptions and methodology for the current valuation. To summarize, the most important changes were as follows:

1. An increase in the AL of $146,843 resulting from an update to our valuation software; the update allows us to track experience more precisely over time;
2. A decrease of $18,131 resulting from population experience (terminations, retirements, and mortality) different than expected; and
3. An increase of $33,239 resulting from changes in healthcare premiums different than expected.

The estimated changes to the AL from July 1, 2016 to July 1, 2018 are as follows:

Changes to AL	AL
AL as of July 1, 2016	**$2,002,333**
Passage of time	210,583
Change in system	146,843
Change in census	(18,131)
Change in premium rates	33,239
AL as of July 1, 2018[1]	**$2,374,867**

1. Based on a discount rate of 6.00%.

Funding Schedules

There are many ways to approach the pre-funding of retiree healthcare benefits. In the *Financial Results* section, we determined the annual expense for all District-paid benefits. The expense is an orderly methodology, developed by the GASB, to account for retiree healthcare benefits. However, the GASB 75 expense has no direct relation to amounts the District may set aside to pre-fund healthcare benefits.

The table on the next page provides the District with three alternative schedules for funding (as contrasted with expensing) retiree healthcare benefits. The schedules all assume that the retiree fund earns, or is otherwise credited with, 6.00% per annum on its investments, a starting trust value of $2,077,720 as of July 1, 2018, and that contributions and benefits are paid mid-year.

The schedules are:

1. A level contribution amount for the next 20 years.
2. A level percent of the Unfunded Accrued Liability.
3. A constant percentage (3%) increase for the next 20 years.

We provide these funding schedules to give the District a sense of the various alternatives available to it to pre-fund its retiree healthcare obligation. The three funding schedules are simply three different examples of how the District may choose to spread its costs.

By comparing the schedules, you can see the effect that early pre-funding has on the total amount the District will eventually have to pay. Because of investment earnings on fund assets, the earlier contributions are made, the less the District will have to pay in the long run. Of course, the advantages of pre-funding will have to be weighed against other uses of the money.

The table on the following page shows the required annual outlay under the pay-as-you-go method and each of the above schedules. **The three funding schedules include the "pay-as-you-go" costs; therefore, the amount of pre-funding is the excess over the "pay-as-you-go" amount.**

Treatment of Implicit Subsidy

We exclude the implicit subsidy from these funding schedules because we do not recommend that the District pre-fund for the full age-adjusted costs reflected in the liabilities shown in the first section of this report. If the District's premium structure changes in the future to explicitly charge under-age 65 retirees for the full actuarial cost of their benefits, this change will be offset by a lowering of the active employee rates (all else remaining equal), resulting in a direct reduction in District operating expenses on behalf of active employees from that point forward. For this reason, among others, we believe that pre-funding of the full GASB liability would be redundant.

Municipal Water District of Orange County

Sample Funding Schedules (Closed Group)

Starting Trust Value of $2,077,720 as of July 1, 2018

Fiscal Year Beginning	Pay-as-you-go	Level Contribution for 20 years	Level % of Unfunded Liability	Constant Percentage Increase
2018	$66,244	$18,257	$28,452	$14,381
2019	82,459	18,257	28,452	14,812
2020	101,916	18,257	28,452	15,257
2021	117,993	18,257	28,452	15,714
2022	120,784	18,257	28,452	16,186
2023	122,919	18,257	28,452	16,671
2024	136,459	18,257	28,452	17,172
2025	143,115	18,257	28,452	17,687
2026	132,133	18,257	28,452	18,217
2027	142,784	18,257	28,452	18,764
2028	153,748	18,257	0	19,327
2029	155,056	18,257	0	19,907
2030	159,908	18,257	0	20,504
2031	168,886	18,257	0	21,119
2032	166,681	18,257	0	21,752
2033	171,369	18,257	0	22,405
2034	175,255	18,257	0	23,077
2035	184,043	18,257	0	23,769
2036	192,893	18,257	0	24,482
2037	189,960	18,257	0	25,217
2038	196,511	0	0	0
2039	186,861	0	0	0
2040	191,259	0	0	0
2041	193,794	0	0	0
2042	185,542	0	0	0
2043	186,635	0	0	0
2044	183,412	0	0	0
2045	179,305	0	0	0
2046	177,367	0	0	0
2047	174,690	0	0	0
2048	171,364	0	0	0
2049	167,490	0	0	0
2050	163,138	0	0	0
2055	135,372	0	0	0
2060	101,512	0	0	0
2065	68,647	0	0	0
2070	40,249	0	0	0
2075	18,315	0	0	0

Note to auditor: when calculating the employer OPEB contribution for the year ending on the statement date, we recommend multiplying the actual District-paid premiums on behalf of retirees by a factor of 1.1165 to adjust for the implicit subsidy.

Actuarial Assumptions

To perform the valuation, the actuary must make certain assumptions regarding such items as rates of employee turnover, retirement, and mortality, as well as economic assumptions regarding healthcare inflation and interest rates. Our assumptions are based on a standard set of assumptions we have used for similar valuations, modified as appropriate for the District. Retirement rates are based on recent District retirement patterns.

The discount rate of 6.00% is based on our best estimate of expected long-term plan experience for funded plans such as the District's. As discussed above, for financial reporting purposes under GASB 75, a discount rate of 6.00% reflects the required blend between discount and municipal bond rates. The healthcare trend rates are based on our analysis of recent District experience and our knowledge of the healthcare environment.

A complete description of the actuarial assumptions used in the valuation is set forth in the "Actuarial Assumptions" section.

Projected Annual Pay-as-you go Costs

As part of the valuation, we prepared a projection of the expected annual cost to the District to pay benefits on behalf of its retirees on a pay-as-you-go basis. These numbers are computed on a closed group basis, assuming no new entrants, and are net of retiree contributions. Projected pay-as-you-go costs for selected years are as follows:

FYB	Pay-as-you-go
2018	$66,244
2019	82,459
2020	101,916
2021	117,993
2022	120,784
2023	122,919
2024	136,459
2025	143,115
2026	132,133
2027	142,784
2030	159,908
2035	184,043
2040	191,259
2045	179,305
2050	163,138
2055	135,372
2060	101,512
2065	68,647
2070	40,249
2075	18,315

Implicit Subsidy and ASOP 6

When premiums charged for retiree healthcare are lower than expected claims, an implicit subsidy is realized. This occurs, for example, when pre-Medicare retirees are afforded medical coverage at the same rates as active employees.

Actuarial Standard of Practice No. 6 (ASOP 6), revised in May 2014, provides guidance in measuring OPEB obligations and determining periodic costs or actuarially determined contributions. The standard specifies that in (almost all instances), the actuary must include the value of this implicit subsidy in the GASB 45/75 liabilities.

This valuation reflects the value of the implicit subsidy equal to $247,807.

Funded Status

Exhibit Page 4 shows that (as of July 1, 2018) the irrevocable trust holds $2,077,720, against liabilities of $2,374,867, for a funded status of 87.5%. We understand that the District has established an internal reserve (called the OPEB Reserve) in the amount of $209,006. Considering trust and reserve the funded status is 96.3%.

	Irrevocable Trust	**Irrevocable Trust Plus, Internal Reserve**
1. Total OPEB Liability	$2,374,867	$2,374,867
2. Allocated Assets	2,077,720	2,287,626
3. Funded Status: (2) ÷ (3)	87.5%	96.3%
4. Amount to Attain 100% Status: (1) – (2)	$297,147	$88,141

Certification

The actuarial certification, including a caveat regarding limitations of scope, if any, is contained in the "Actuarial Certification" section.

We have enjoyed working with the District on this project and are available to answer any questions you may have concerning any information contained herein.

Sincerely,
DFA, LLC

Carlos Diaz, ASA, EA, MAAA
Actuary

Benefit Plan Provisions

The District provides health benefits for employees and qualified dependents (and also for retirees and their dependents) with a choice of five medical plans through the Association of California Water Agencies (ACWA) Joint Powers Insurance Authority: Anthem Blue Cross Classic Plan (PPO), Anthem Blue Cross CaliforniaCare Plan (HMO) and Kaiser, with Consumer Driven versions of both Anthem and Kaiser. Employees attaining age 55 and completing at least 10 consecutive years of full-time service with the District may retire with District-paid health premiums until age 65. The District will pay 100% of the premium for the lowest cost plan plus 90% of the difference to the plan selected, for retiree-only medical coverage, plus 80% of the combined retiree and spouse's (or domestic partner's) medical premium if such coverage is elected. If a retiree in receipt of benefits dies before age 65, the surviving spouse or domestic partner will receive the coverage to which the retiree would have been entitled until age 65 only.

When a retiree reaches age 65 and/or eligibility for Medicare, the District will pay the retiree up to $1,800 per year for reimbursement of the cost of Supplemental Medical Insurance and Medicare Prescription Drug (Part D) Insurance, upon satisfactory proof of reimbursable expenses. This benefit will continue for the further lifetime of the retiree only, with no coverage for spouse or domestic partner either before or after the retiree's death.

Retirees who had at least 25 consecutive years of full-time service with the District receive the following enhancements in addition to the benefits listed above:

(1) District-paid coverage includes dental and vision benefits as well as medical benefits;

(2) The post-age 65 coverage includes Medicare Part B premium reimbursements;

(3) The $1,800 per year limit on reimbursements does not apply; and

(3) Surviving spouses and/or domestic partners of retirees dying after age 65 receive ongoing District coverage for their further lifetimes.

Employees hired on or after July 1, 2012 are ineligible for District-paid retiree health benefits.

The following tables summarize the total monthly premiums for selected healthcare coverages for the 2018 calendar year:

Employees and Early Retirees	Blue Cross HMO	Blue Cross Classic PPO	Kaiser HMO	Delta Dental PPO	Vision
Employee/Retiree	$758.68	$852.34	$607.42	$52.22	$14.76
Emp./Ret. + 1	1,507.46	1,736.91	1,204.96	87.92	23.46
Emp./Ret. + 2+	2,021.80	2,335.06	1,700.90	133.72	45.71

Medicare-eligible Retirees	Blue Cross HMO	Blue Cross Classic PPO	Kaiser Senior Advantage	Delta Dental PPO	Vision
Retiree	$532.79	$543.43	$190.59	$52.22	$14.76
Retiree + 1	1,055.75	1,103.65	371.29	87.92	23.46

Valuation Data

Active and Retiree Census

Age distribution of retirees included in the valuation

Age	Count
Under 55	0
55-59	0
60-64	1
65-69	4
70-74	3
75-79	3
80+	1
Total	12
Average Age	72.0

Age/Years of service distribution of active employees included in the valuation

Years→	0-4	5-9	10-14	15-19	20-24	25-29	30-34	35+	Total
Age									
<25	0	0	0	0	0	0	0	0	0
25-29	0	0	0	0	0	0	0	0	0
30-34	0	0	0	0	0	0	0	0	0
35-39	0	0	2	0	0	0	0	0	2
40-44	0	1	1	0	0	0	0	0	2
45-49	0	1	0	0	0	0	0	0	1
50-54	0	0	1	0	0	1	1	0	3
55-59	0	0	0	1	1	0	0	0	2
60-64	0	1	1	0	1	0	1	0	4
65+	0	0	0	0	0	0	0	0	0
All Ages	0	3	5	1	2	1	2	0	14

Average Age:	52.1
Average Service:	17.3

Actuarial Assumptions

The liabilities set forth in this report are based on the actuarial assumptions described in this section.

Valuation Date:	July 1, 2018
Actuarial Cost Method:	Entry Age, Level Percent of Pay
Discount Rate:	
Accrued Liability	6.00% per annum
GASB 75	6.00% per annum
Return on Assets:	6.00% per annum
Salary Increases:	3.00% per annum
Pre-retirement Turnover:	According to Crocker-Sarason Table T-5 less mortality, increased by 100% at all ages. Sample rates are as follows:

Age	Turnover (%)
25	15.4%
35	12.6
45	8.0
55	1.9

Pre-retirement Mortality: RP-2014 Employee Mortality, without projection. Sample deaths per 1,000 employees are as follows:

Age	Males	Females
25	0.48	0.17
35	0.52	0.29
45	0.97	0.66
55	2.79	1.67

Post-retirement Mortality: RP-2014 Healthy Annuitant Mortality, without projection. Sample deaths per 1,000 retirees are as follows:

Age	Males	Females
55	5.74	3.62
60	7.78	5.19
65	11.01	8.05
70	16.77	12.87
75	26.83	20.94
80	44.72	34.84
85	77.50	60.50
90	135.91	107.13

Actuarial Assumptions (Continued)

Claim Cost per Retiree or Spouse:

Age	Medical/Rx	Dental/Vision
50	$10,423	$804
55	12,083	804
60	14,007	804
64	15,765	804
65	5,666	804
70	6,104	804
75	6,576	804

Retirement Rates:

Age	Percent Retiring*
55	7.0%
56	8.0
57	9.0
58	10.0
59	15.0
60	20.0
61	25.0
62	30.0
63	35.0
64	40.0
65	50.0
66	60.0
67	70.0
68	80.0
69	90.0
70	100.0

* The percentage refers to the probability that an active employee who has reached the stated age will retire within the following year.

Trend Rate: Healthcare costs were assumed to increase according to the following schedule:

FYB	Medical/Rx	Dental/Vision
2018	6.0%	4.0%
2019+	5.0	4.0

Percent of Retirees with Spouses: Future Retirees: 60% of future retirees were assumed to have spouses. Female spouses assumed three years younger than male spouses. Current Retirees: Based on actual spousal data.

Actuarial Certification

The results set forth in this report are based on our actuarial valuation of the health and welfare benefit plans of the Municipal Water District of Orange County ("District") as of July 1, 2018.

The valuation was performed in accordance with generally accepted actuarial principles and practices. We relied on census data for active employees and retirees provided to us by the District. We also made use of claims, premium, expense, and enrollment data, and copies of relevant sections of healthcare documents provided to us by the District, and (when applicable) trust statements prepared by the trustee and provided to us by the District.

The assumptions used in performing the valuation, as summarized in this report, and the results based thereupon, represent our best estimate of the actuarial costs of the program under GASB 74 and GASB 75, and the existing and proposed Actuarial Standards of Practice for measuring post-retirement healthcare benefits.

Throughout the report, we have used unrounded numbers, because rounding and the reconciliation of the rounded results would add an additional, and in our opinion unnecessary, layer of complexity to the valuation process. By our publishing of unrounded results, no implication is made as to the degree of precision inherent in those results. Clients and their auditors should use their own judgment as to the desirability of rounding when transferring the results of this valuation report to the clients' financial statements.

The undersigned actuary meets the Qualification Standards of the American Academy of Actuaries to render the actuarial opinion contained in this report.

Certified by:

Carlos Diaz, ASA, EA, MAAA
Actuary

Item No. 4

DISCUSSION ITEM
August 8, 2018

TO: **Administration and Finance Committee**
(Directors Thomas, Dick and Finnegan)

FROM: **Robert Hunter, General Manager**

Staff Contact: Heather Baez

SUBJECT: **GRANT ASSISTANCE PROGRAM UPDATE**

STAFF RECOMMENDATION

Staff recommends the Administration and Finance Committee Review the Grant Research Report prepared by Soto Resources under our Grant Assistance Program, receive presentation and discuss any additional questions.

COMMITTEE RECOMMENDATION

Committee recommends (To be determined at Committee Meeting)

REPORT

In March 2018, the Board of Directors authorized a contract with Soto Resources to provide grant assistance to MWDOC and its member agencies that includes: tracking, writing (upon request) and acquisition. The first stage of the contract was a kick-off meeting, compilation of an initial projects list and prioritization. Once completed, Soto Resources then began to work on drafting the Grant Research and Funding Opportunities Report (attached). This will be updated monthly and shared with our member agencies.

The purpose of this discussion is to introduce the Board to Joey Soto of Soto Resources, receive an update on her work so far, and share the Grant Research Report as provided in the contract.

Attachment A: Grant Assistance Program Presentation
Attachment B: Grant Research Report
Attachment C: MWDOC Member Agency Projects and Funding Opportunities Matrix
Attachment D: Funding Opportunities Matrix

All attachments for Item 4 are included and distributed as a separate item.

Budgeted (Y/N): Y	Budgeted amount: $20,000 – FY 2017/2018 $36,000 – FY 2018/2019	Core X	Choice __
Action item amount: None	Line item: 31-7040		

Member Agency Grant Assistance Program

August 8,2018

1

Introduction & Program Background

Joey Soto, Funding Consultant
Soto Resources

2

Grant Assistance Program Overview

1. Program Initiation / Identify Funding Needs
2. Grant Research and Final Report
3. Ongoing Grant Reporting, Go/No-Go Evaluation, and Coordination
4. Grant Application Writing or Review (under separate contract through Choice Funding)

3

1. Program Initiation/ Identify Project Funding Needs

- Distributed Draft Project List to member agencies
- Asked agencies to update/add projects.
- Held Meetings to discuss program and draft project list for funding:
  - Managers Meeting May 17, 2018
  - Member Agency Kick-off Meeting May 31, 2018
  - Managers Meeting June 21, 2018
  - Managers Meeting July 19, 2018

4

Final Grant Research Report

1. Organized Project List for Funding by Primary Project Benefit (Appendix A Agency Projects)
2. Researched Funding Opportunities Based on Project List
3. Summarized Funding Opportunities (Appendix B Current & Appendix C Future Opportunities)
4. Matched Projects with Funding Opportunities (Appendix D)

5

Final Grant Research Report

- 29 agencies (including MWDOC) considered
- 16 agencies submitted 79 projects for funding (on Project List)
- 73 funding opportunities from federal, state, and local agencies and foundations were researched
- Total funding opportunities identified:
  - 68 Federal
  - 76 State
  - 22 Local
  - 9 Foundation
- (Note: Most Projects have more than one opportunity identified.)

6

Ongoing Grant Reporting, Go/No-Go Evaluation, and Coordination

- First 2 monthly reports submitted to Member Agencies, including:
  - Project List for Funding
  - Project-Funding Match
  - Funding Opportunities Spreadsheet (Current & Continuous Deadlines)
  - Funding Opportunities Spreadsheet (Past Deadlines for Future Tracking)
  - Summary of Applications with Deadlines current Month and Next Month

7

Grant Assistance Program Schedule

Task	Due Date
Managers meeting	May 17, 2018
Member agency kick-off meeting	May 31, 2018
Agencies to send project information to include in Report	June 5, 2018
Managers meeting	June 21, 2018
Managers meeting	July 19, 2018
Presentation of Final Report to MWDOC Planning and Operations Committee	August 8, 2018
Ongoing Grant Reporting, Go/No-go Evaluation and Coordination	Monthly
Agencies to update/add to the Project list	As needed
Agencies to request grant application writing or review through Choice Program only	As requested

8

Potential Future Grant Funding

- Prop 68 (SB 5: Clean Water and Parks Act: Summary of Grant Opportunities)
- Prop 3: California Water Infrastructure and Watershed Conservation Bond Initiative

9

Prop 68 (SB 5: Clean Water and Parks Act: Summary of **Water** Grant Opportunities)

- Ch 11.$250 mil for projects that improve water quality or help provide clean, safe, and reliable drinking water.
- Ch 11.1 $80 mil for treatment and remediation activities that prevent or reduce the contamination of groundwater that serve as a source of drinking water, including a 10% set aside for Severely DACs.
- Ch 11.5 $100 mil to Natural Resources Agency for multibenefit flood projects (stormwater capture and reuse, planning and implementation of low-impact development, restoration of urban streams and watersheds, and increasing permeable surfaces to help reduce flooding).
- Ch 11.6 $290 mil for drought and groundwater investments (planning, design, and implementation projects for groundwater recharge with surface water, stormwater, recycled water, and other conjunctive use projects, and projects to prevent or clean up contamination of groundwater that serve as a source of drinking water.)
  - $100 mil for water recycling projects (contaminant and salt removal, distribution infrastructure retrofits, pilot projects for new potable reuse and other salt and contaminant removal technology, multibenefit recycled water projects that improve water quality, technical & grant assistance for DACs).

10

Prop 68 (SB 5) Summary of **Parks, Streams, Wildlife** Grant Opportunities

- CH 2. $720 mil for CA Dept. Parks & Rec for DACs with consideration of projects that include stormwater capture and storage, and reduce stormwater pollution.
- CH 3. $200 mil for CA Dept. Parks & Rec for local park improvements, including $15 mil for urban cities and districts.
- Ch 5. $300 mil for nonmotorized infrastructure to access parks, waterways, forests, etc.
- Ch 7.$162 mil for Urban Streams Restoration Program
- Ch 8. $52 mil to Wildlife Conservation Board for acquisition, development, rehabilitation, restoration, protection, and expansion of habitat to implement natural community conservation plans.
- Ch 9. $35 mil to CA Ocean Protection Trust Fund to conserve, protect, restore marine, ocean, coastal ecosystems.

11

Prop 68 (SB 5) Summary of **Parks, Streams, Wildlife** Grant Opportunities

- Ch 10. $18 mil to Wildlife Conservation Board for open-space wildlife corridors and trail linkages related to utility, transportation, or water infrastructure for habitat connectivity and public access or trails, control of invasive plants, acquisition of water rights for short or long-term water transfers and leases to provide water for fish and wildlife, improve aquatic or riparian habitat conditions, or projects to benefit salmon and steelhead;
  - $60 mil for construction, repair, modification, or removal of transportation or water resources infrastructure to improve wildlife or fish passage.
  - $20 mil to CDFW for fish and wildlife in streams, rivers, wildlife refuges, wetland habitat areas, and estuaries.
  - $60 mil to Natural Resources Agency to enhance park, water, and natural resource values.
  - $20 mil for multibenefit green infrastructure investments in or benefiting disadvantaged or severely disadvantaged communities.

12

Prop 3: California Water Infrastructure and Watershed Conservation Bond Initiative

- Authorizes $8.877 billion in state general obligation bonds for various infrastructure projects:
  - $3.03 billion for safe drinking water and water quality,
  - $2.895 billion for watershed and fisheries improvements,
  - $940 million for habitat protection,
  - $855 million for improved water conveyance,
  - $685 million for groundwater sustainability/storage, and
  - $472 million for surface water storage/dam repairs.
  - Requires certain projects to provide matching funds from non-state sources; gives priority to disadvantaged communities.

13

Final Grant Research Report for
Municipal Water District of Orange County
Member Agencies'
Grant Assistance Program

Prepared for:

MUNICIPAL WATER DISTRICT OF ORANGE COUNTY

July 2018

Prepared by:
Soto Resources

FINAL GRANT RESEARCH REPORT FOR MWDOC MEMBER AGENCIES

TABLE OF CONTENTS

1. INTRODUCTION....1
2. GRANT ASSISTANCE PROGRAM OVERVIEW....3
3. APPROACH....4
4. FUNDING RESEARCH....6
5. FUNDING OPPORTUNITIES....10
6. SUMMARY AND FINDINGS....12

Appendices

Appendix A – Kick-Off Meeting Information and Member Agency Project List
Appendix B – Current Funding Opportunities
Appendix C – Potential Future Funding Opportunities
Appendix D – Member Agency Projects and Potential Current Funding Opportunities

1. INTRODUCTION

The Municipal Water District of Orange County (MWDOC/District) is a regional water wholesaler and resource planning agency, managing all of Orange County's imported water supply with the exception of water imported to the cities of Anaheim, Fullerton, and Santa Ana. MWDOC serves more than 2.3 million residents in a 600-square-mile service area (see Figure 1 below). It is committed to ensuring water reliability for the communities it serves. To that end, MWDOC focuses on sound planning and appropriate investments in water supply, water use efficiency, regional delivery infrastructure, and emergency preparedness.

MWDOC serves imported water in Orange County to 28 retail water agencies. These entities, comprised of cities and water districts, are referred to as MWDOC ‘retail agencies’ or ’member agencies’ and provide water to approximately 2.3 million customers. MWDOC member agencies are shown on Figure 1 and include:

City of Brea	East Orange County Water District (EOCWD)
City of Buena Park	El Toro Water District (ETWD)
City of Fountain Valley	Emerald Bay Services District (EBSD)
City of Garden Grove	Irvine Ranch Water District (IRWD)
City of Huntington Beach	Laguna Beach County Water District (LBCWD)
City of La Habra	Mesa Water District (Mesa)
City of La Palma	Moulton Niguel Water District (MNWD)
City of Newport Beach	Orange County Water District (OCWD)
City of Orange	Santa Margarita Water District (SMWD)
City of San Clemente	Serrano Water District (Serrano)
City of San Juan Capistrano	South Coast Water District (SCWD)
City of Seal Beach	Golden State Water Company (GSWC)
City of Tustin	Trabuco Canyon Water District (TCWD)
City of Westminster	Yorba Linda Water District (YLWD)

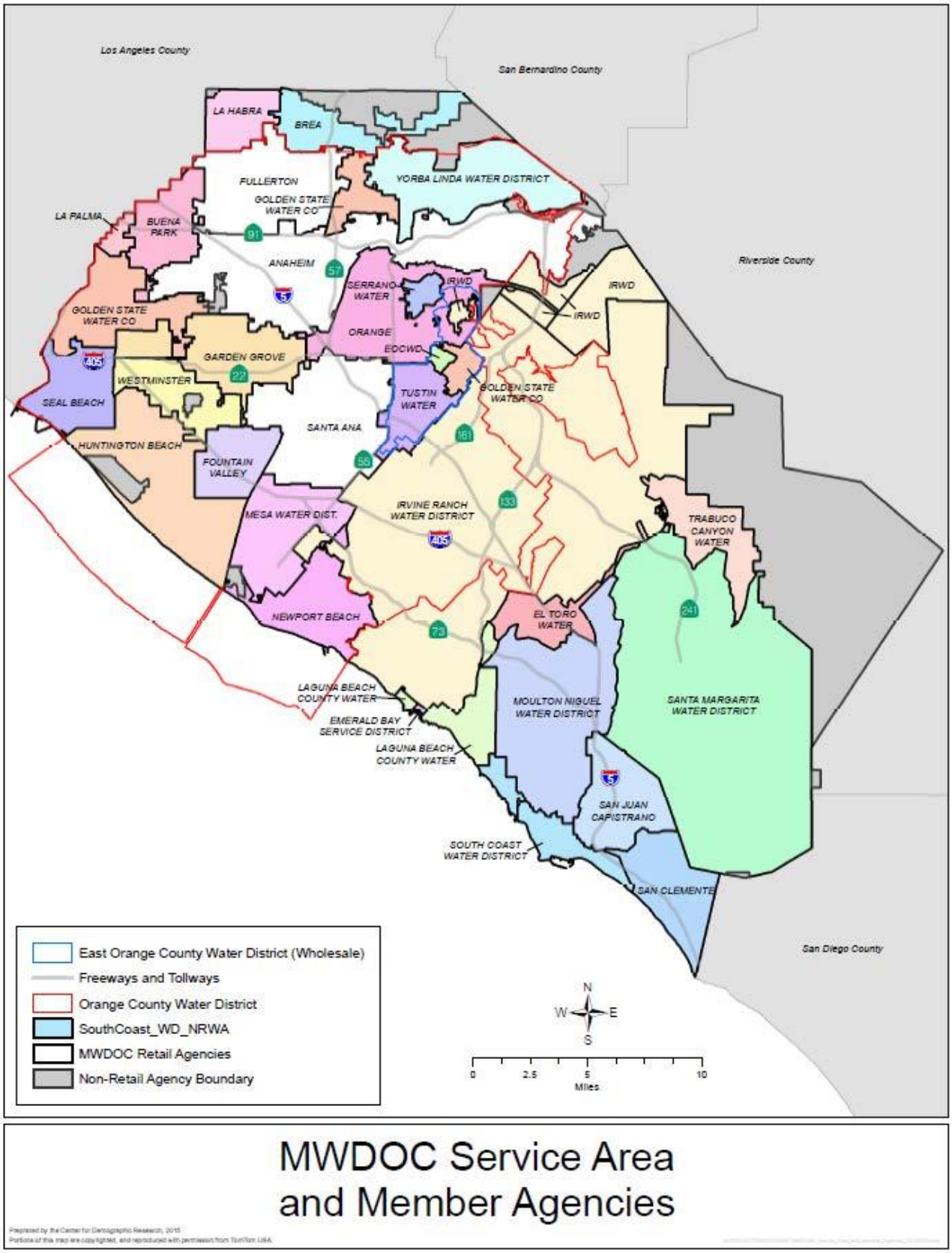

Figure 1. MWDOC Member Agencies

2. GRANT ASSISTANCE PROGRAM OVERVIEW

One of the financing options for funding programs, projects, and planning activities of water suppliers is to apply for and utilize grants, low-interest loans and alternative funding from local, state and federal entities, as well as grants from private and corporate foundations. Many of these types of entities manage funding programs for the purpose of assisting water agencies in meeting their objectives in water supply, water use efficiency, regional delivery infrastructure, and emergency preparedness.

As a benefit to its member agencies, MWDOC launched its Grant Assistance Program to provide member agencies with grant, low-interest loan and alternative funding acquisition support. The Program includes three elements:

1. **Project Initiation** – Identify projects and their funding needs of MWDOC member agencies
2. **Grant Research and Final Report** – Perform research of funding opportunities and develop a report summarizing funding needs and identify potential funding opportunities.
3. **Ongoing Grant Reporting, Go/No-Go Evaluation, and Agency Coordination** – Provide grant and loan opportunities monthly reporting, guidance on whether or not to apply for funding (go/no-go), and funding application preparation and assistance, as requested (under separate contract).

3. APPROACH

To identify the current funding needs of MWDOC's member agencies, the current Integrated Regional Water Management (IRWM) Project Funding Lists for North/Central Orange County Watershed Management Area (WMA) and South Orange County WMA were obtained from the County of Orange, Watershed Division. The Lists were combined into one comprehensive Project Funding List (Project Funding List) including only MWDOC Member Agencies. It was decided to use the existing IRWM Project lists as the foundational project list to avoid duplicating efforts of collecting projects in need of funding from the agencies.

The Project Funding List was emailed to the MWDOC member agencies. It was requested that the member agencies review the projects and add any other projects in need of funding to the list. It was noted that projects smaller in scale and cost than those identified could be added to the Project List, since the IRWM Program focuses on the larger, multi-benefit projects, while the purpose of MWDOC's Member Agency Grant Assistance Program is to identify the needs of all projects regardless of size and provide potential funding opportunities beyond the IRWM funding program.

A Grant Assistance Program Kick-off Meeting with representatives from MWDOC Member Agencies was held on May 31, 2018 to: 1) Review the Member Agency Grant Assistance Program services, 2) Discuss the draft Project List and identify their water related project funding needs, and 3) Review a List of Potential Funding Opportunities. Handouts including a Draft Project List for Funding and Preliminary Funding Opportunities Spreadsheet were provided to the kick-off meeting participants for review. The following summarizes the feedback obtained during the meeting:

Draft Project Funding List Feedback:

- Email City of Brea to clarify if they would like to be the lead agency for the Fullerton Creek Rehabilitation Project. If not, we will remove the project from the list since the County of Orange/OC Parks is identified as the lead agency.
- City of Orange will add an AMI project to the project list for funding.

Draft Preliminary Funding Opportunities Spreadsheet Feedback:

- Add Supplemental Environmental Project Funding Programs (5 programs total).
- Revise the format of the spreadsheet to be organized by primary project benefit (water supply, water quality, environmental, etc.).
- Add private (corporate and foundation) funding options.
- Emergency management funding opportunities are already closely monitored by MWDOC via Water Emergency Response Organization of Orange County (WEROC).

The Grant Assistance Program was also presented at the June 21, 2018 Managers Meeting including general managers or assistant general managers from the MWDOC member agencies. The presentation included an overview of the Grant Assistance Program (similar to the kick-off meeting presentation), and draft project funding list and draft preliminary funding opportunities spreadsheet handouts. The presentation also included a summary of potential funding opportunities anticipated as a result of the recently voter-passed Proposition 68: SB 5 (Chapter 852, Statutes of 2017), De León. *California Drought,*

Water, Parks, Climate, Coastal Protection, and Outdoor Access for All Act of 2018. Soto Resources will continue tracking funding opportunities funded by SB 5. Please refer to **Appendix A** for the kick-off meeting and managers meeting agenda, presentation and sign-in sheet.

4. FUNDING RESEARCH

Soto Resources utilized the initial Member Agency Projects list and typical activities of water suppliers to conduct the Preliminary Funding Research to identify potential and timely funding opportunities. Of the 28 MWDOC Member Agencies, 14 agencies plus MWDOC and the West Orange County Water Board[1] provided 79 projects as shown in **Appendix A**. Projects are identified by title, project status, project description, estimated project cost, and primary project benefits.

Research of funding opportunities considered both specific project benefits and typical water supplier benefits, including: water supply, water use efficiency, water reliability, water quality, energy efficiency, flood management, safety, and parks/open space.

Funding opportunities were reviewed at the local, state, and federal levels, as well as certain private/foundation to identify potential funding sources. Grants and alternative funding, such as low-interest government loans, rebates and incentives, were the focus of the initial funding research.

Research results provide key information for Member Agencies to:

- plan for upcoming funding opportunities;
- determine project-specific funding potential;
- opportunity to integrate or leverage funding across multiple projects or benefits;
- opportunity to collaborate with other Member Agencies for maximum benefits;
- adjust projects and programs to ensure funding eligibility; and
- make go/no-go decisions to apply.

Below is a listing of 73 federal, state, and local agencies and foundations and their funding programs that were researched and evaluated for Member Agency project funding needs. The Current Funding Opportunities listing **(Appendix B)** includes 45 funding programs, while those with past due dates and anticipated or unknown future dates are tracked separately for future consideration **(Appendix C)**. As more information is known about funding availability, these future funding opportunities will be matched with Member Agency projects and brought into the Current Funding Opportunities tracking.

Section 5, Funding Opportunities, provides an analysis of the specific funding programs and their details that have been identified as potential Current Funding Opportunities.

Continuing Funding Research. This Final Funding Report will be followed by monthly reports to provide new or updated grant opportunity information for go/no-go evaluation and possible Member Agency collaboration. New and updated Member Agency project information should be provided when available to update the Member Agency Project listing, which will advise the continuing funding research.

[1] The West Orange County Water Board includes members from the cities of Garden Grove, Huntington Beach, Seal Beach and Westminster, all MWDOC member agencies. The Board is formed by a Joint Powers Agreement for the purpose to construct, operate, and maintain a joint pipeline(s) to obtain, transmit, store, and distribute water to the parties to the Agreement.

FUNDING OPPORTUNITIES RESEARCHED				
AGENCY	**PROGRAM NAME**	**FUNDING TYPE**	**PROJECT TYPES TO FUND**	**STATUS**
FEDERAL				
US Bureau of Reclamation	WaterSMART Grants - Water Marketing Strategy Grants for Fiscal Year 2018	Grant	Water Supply, Reliability and Efficiency	Available
	Title XVI Water Reclamation and Reuse Projects Under the WIIN Act	Grant	Water Supply, Reliability and Efficiency	Available
	Desalination Construction Projects under the WIIN Act	Grant	Water Supply	Available
	WaterSMART Grants - Small-Scale Water Efficiency Projects	Grant	Water Supply, Reliability and Efficiency	Available
	Agricultural Water Use Efficiency Grants	Grant	Water Supply, Reliability and Efficiency	*Tracking*
	Basin Studies	Cost Share	Water Supply, Reliability and Efficiency	*Tracking*
	Bay Delta Restoration Water Use Efficiency Grants: CALFED Water Use Efficiency Grant Program	Grant	Water Supply, Reliability and Efficiency	*Tracking*
	Cooperative Watershed Management Program	Grant	Water Quality, Water Supply, Reliability and Efficiency	*Tracking*
	Drought Program: Emergency Response Actions	Grant	Water Supply, Reliability and Efficiency	*Tracking*
	Landscape Conservation Cooperatives	Grant	Water Supply, Reliability and Efficiency	*Tracking*
	Title XVI Research	Grant	Water Supply, Reliability and Recycling	*Tracking*
	Title XVI Feasibility Studies	Grant	Water Supply, Reliability and Recycling	*Tracking*
	Water Conservation Field Services Program	Grant	Water Supply, Reliability and Efficiency	*Tracking*
	WaterSMART Grants - Desalination and Water Purification Research Program for fiscal year (FY) 2018	Grant	Water Supply, Reliability and Efficiency	*Tracking*
	WaterSMART Grants - Drought Response Program - Resiliency Projects	Grant	Water Supply, Reliability and Efficiency	*Tracking*
	WaterSMART Grants - Reservoir Operations Alternatives—Calculating Economic Effects	Grant	Water Reliability and Economics	*Tracking*
	WaterSMART Grants - Water and Energy Efficient Grants	Grant	Water Supply, Reliability, Efficiency, Energy	*Tracking*
US Environmental Protection Agency	FEMA Hazard Mitigation Grant Program	Grant	Water Supply, Reliability and Efficiency, and Wastewater, Flood Management	Available
	FEMA Public Assistance Grant Program	Grant	Water Supply, Reliability and Efficiency, and	Available
	Water Infrastructure Finance and Innovation Act of 2014 (WIFIA) Loans	Loan	Water Supply, Reliability and Efficiency, Water Quality, Flood Management	Available
	WaterSense Rebate Program offered through MWDOC	Rebates	Water Supply, Reliability and Efficiency	Available
	National Wetland Program Development Grants	Grant	Wetlands	*Tracking*
STATE				
California Air Resources Board	Supplemental Envioronmental Project (SEP) Funding	Grant	Water Quality	Available
California Department of Fish and Wildlife	Watershed Restoration & Delta Water Quality and Ecosystem Restoration Grant Programs	Grant	Water Quality	*Tracking*
California Department of Natural Resources	Environmental Enhancement and Mitigation Program	Grant	Water Quality	*Tracking*
California Department of Parks and Recreation	Land and Water Conservation Fund, FY2018 Outdoor Recreation Legacy Partnership Program	Grant	Water Supply, Reliability and Efficiency	*Tracking*
California Department of Pesticide Regulation	Supplemental Envioronmental Project (SEP) Funding	Grant	Water Quality	Available
California Department of Resources Recycling and Recovery (CalRecycle)	Supplemental Envioronmental Project (SEP) Funding	Grant	Water Quality	Available
California Department of Toxic Substances Control	Supplemental Envioronmental Project (SEP) Funding	Grant	Water Quality	Available

FUNDING OPPORTUNITIES RESEARCHED				
AGENCY	**PROGRAM NAME**	**FUNDING TYPE**	**PROJECT TYPES TO FUND**	**STATUS**
California Department of Water Resources	Desalination Program Proposition 1	Grant	Water Supply, Water Quality	Available
	Integrated Regional Water Management (IRWM) Proposition 1	Grant	Water Supply, Reliability and Efficiency	Available
	CalConserve Revolving Fund, Proposition 1, Chapter 7	Loan	Water Supply, Reliability and Efficiency	Available
	Save Our Water Rebates, Proposition 1, Chapter 7	Rebates	Water Supply, Reliability and Efficiency	Available
	Urban Streams Restoration Program	Techinical Assistance	Water Supply, Reliability and Efficiency,	Available
	Flood Emergency Response Projects Grants	Grant	Flood Management	*Tracking*
	Safe Drinking Water – Contaminant RemovalTechnologies Ultraviolet and Ozone Treatment	Grant	Water Quality	*Tracking*
	Safe Drinking Water – Contaminant Removal Technologies Pilot and Demonstration Projects Prop 50	Grant	Water Quality	*Tracking*
	Urban Streams Restoration Program	Grant	Water Supply, Reliability and Efficiency, Water Quality, Flood Management	*Tracking*
	Water and Energy Grant Programs	Grant	Water Supply, Energy	*Tracking*
California Infrastructure and Economic Development Bank (IBank)	Infrastructure State Revolving Fund (ISRF) Program	Loan	Water Supply, Reliability and Efficiency, Water Quality, Flood Management	Available
	California Lending for Energy and Enviromental Needs (CLEEN) Center	Loan	Energy	Available
California State Coastal Conservancy	Prop 1 Grant Program - Multi-benefit, water sustainability, fish habitat, wetland restoration, urban greening	Grant	Water Quality, Water Supply, Reliability and Efficiency	*Tracking*
California State Water Resources Control Board	Clean Beaches Initiative Grant Program	Grant	Water Quality (Coastal)	Available
	Drinking Water for Schools Grant Program	Grant	Water Supply, Water Quality	Available
	Groundwater Quality Funding Site Cleanup subaccount	Grant	Water Supply, Water Quality (Groundwater)	Available
	Groundwater Sustainability Funding Program (Proposition 1) - Implementation and Planning (Round 2)	Grant	Water Supply, Water Quality (Groundwater)	Available
	Interim Emergency Drinking Water	Grant	Water Supply	Available
	Orphan Site Cleanup Fund	Grant	Water Quality	Available
	Public Water System Drought Emergency Response Program	Grant	Water Supply	Available
	Storm Water Mangement Grant Program (Proposition 1)	Grant	Water Quality (Stormwater)	Available
	Supplemental Envioronmental Project (SEP) Funding	Grant	Water Quality	Available
	Water Recycling Funding Program Grants & Loans	Grant/Loan	Water Supply, Reliability and Efficiency	Available
	Agricultural Drainage Loan Program	Loan	Water Quality	Available
	Agricultural Drainage Management Loan Program	Loan	Water Quality	Available
	Clean Water State Revolving Fund Program	Loan	Water Supply (Recycling)	Available
	Clean Water State Revolving Fund Program Small Community Grant	Loan	Wastewater	Available
	Drinking Water State Revolving Fund/ Proposition 1	Loan	Water Supply, Water Quality	Available
	Seawater Intrusion Control Loan Program	Loan	Water Supply, Water Quality (Groundwater)	Available
	Cleanup and Abatement Account (CAA) Interim Emergency Drinking Water Program	Grant	Water Supply, Reliability and Efficiency	*Tracking*
	319(h) Non-point Source Grant Program	Grant	Water Quality	*Tracking*
LOCAL				
Metropolitan Water District of Southern California	Community Partnering Program (CPP)	Grant	Water Education	Available
	Local Resources Program	Production $/AF	Water Supply, Reliability and Efficiency	Available
	Onsite Retrofit Program	Rebates	Water Supply, Reliability and Efficiency	Available
	Future Supply Actions Funding Program	Grant	Water Supply and Reliability	Available
South Coast Air Quality Management District	Natural Gas Infrastructure Funding Opportunities	Grant	Energy	*Tracking*

FUNDING OPPORTUNITIES RESEARCHED				
AGENCY	**PROGRAM NAME**	**FUNDING TYPE**	**PROJECT TYPES TO FUND**	**STATUS**
Orange County Transportation Authority	Measure M, Environmental Cleanup Program, Tier 1 Fiscal Year	Grant	Stormwater	*Tracking*
FOUNDATION / CORPORATION				
Coca-Cola Foundation	Water: Access to clean water, water conservation and recycling	Grant	Water Quality, Water Supply, Reliability and Efficiency	Available
David and Lucile Packard Foundation	Energy efficiency across all sectors; sustainable fishing and marine aquaculture; maintaining biodiversity and wild fish stocks; impacts of greenhouse gas emissions on the ocean	Grant	Energy	Available
Pacific Life Foundation	Health and human services; education; arts and culture; and civic, community, and environment (in the greater Orange County area)	Grant	Water Education	Available
Resources Legacy Fund	Open Rivers Fund - Removal of obsolete dams, modernize infrastructure, and restore rivers Land-Sea Connection - Advance the ecological resilience of California coastal and marine ecosystems by better integrating conservation efforts focusing on watersheds and targeting land-based threats to water quality and ocean health California Coastal Program – Support and strengthen the governance, protection, and conservation of California's coastal zone and state waters	Grant	Water Quality, Water Supply, Reliability and Efficiency	Available
S.D. Bechtel, Jr. Foundation	Stephen Bechtel Fund - Water: creation/transfer of knowledge to ensure that science informs water management decisions; policies that promote integrated water management, and solutions at a regional scale	Grant	Water Supply, Reliability and Efficiency, Water Quality, Flood Management	Available
Southern California Edison	Self Generation Incentive Program (SGIP)	Incentive Payments	Energy	Available
Walton Family Foundation (Private Foundation)	Sustain vibrant communities and natural resources, including ocean conservation work for healthy, sustainable fisheries in the Americas, and creating a healthier Colorado River Basin	Grant	Water Quality, Water Supply, Reliability and Efficiency	*Tracking*

5. FUNDING OPPORTUNITIES

Funding opportunities for Member Agency projects and typical activities and programs of water suppliers have been identified, listed and summarized, including a link to funding guidelines/application, on the MWDOC Current Funding Opportunities tracking sheet (**Appendix B**). The Current Funding Opportunities listing will be updated monthly as funding details are revised and updated or new funding opportunities are identified and included.

This Final Grant Research Report highlights timely grant, low-interest loan, rebate, and technical assistance opportunities for consideration, as well as several alternative funding options. As mentioned in Section 4 Funding Research, Funding Opportunities that were considered and evaluated for Member Agencies' funding needs also included those with past due dates or unknown future dates, which are being tracked separately for future consideration **(Appendix C).** As more information is known about funding availability, these funding opportunities will be matched with Member Agency projects and brought into the Current Funding Opportunities tracking. However, Member Agencies should also review the Future Funding Opportunities listing to strategize and prepare projects early in anticipation for applying for funding.

Identified Current Funding Opportunities (**Appendix B)** include the following information for each opportunity:

- Eligible project types (consistent with project benefit)
- Funding agency and program name
- Program description and eligible projects
- Eligible applicants
- Funding amount and cost share/funding match requirement
- Due date and other key dates, such as notification of award
- Link to guidelines/applications
- Comments

The Current Funding Opportunities tracking sheet is organized first by opportunities with *due dates* in order of due date, then opportunities with a *continuous application process* (no specific due date). The *continuous application process* opportunities are first organized alphabetically by Primary Project Benefit, then alphabetically by Agency & Program Name.

An analysis of the Current Funding Opportunities is summarized in the following table to show overall MWDOC Grant Assistance Program observations through key measures:

Funding Opportunities Analysis		
Ref. No	**Analysis Measure**	**Total Number**
1	Water Agencies plus MWDOC	29
2	Water Agencies with Projects Identified with Funding Needs	16
3	Total Projects Identified with Funding Needs	79
4	Projects by Benefit Type	
	Water Supply	52
	Water Reliability	51
	Water Use Efficiency	26

Funding Opportunities Analysis		
Ref. No	**Analysis Measure**	**Total Number**
	Water Quality	16
	Energy Efficiency	10
	Flood Management	5
	Parks	1
	Safety	1
5	Project with Single Benefit	31
6	Project with Multiple Benefits	48
7	Funding Programs Researched	73
8	Funding Programs Identified as Current Opportunities	45
9	Funding Programs Tracking for Future Opportunities	28
10	Current Funding Opportunities by Federal, State, Local and Foundations	
	Federal	8
	State	27
	Local	4
	Foundations	6
11	Current Funding Opportunity Type	
	Grant	27
	Loan	10
	Rebate	3
	Technical Assistance	1
	Production $/AF	1
	Incentive Payment	1
12	Current Funding Opportunities by Benefit Type	
	Water Supply	26
	Water Reliability	18
	Water Use Efficiency	18
	Water Quality	23
	Water Education	2
	Wastewater	3
	Energy Efficiency	3
	Flood Management	5
	Parks	1
	Safety	0
13	Current Funding Opportunities with:	
	Single Benefit	18
	Multiple Benefits	27
	Due Dates	10
	Due Date within 1 Month	8
	Due Date within 2 Months	1
	Continuous Application Process	35

6. SUMMARY AND FINDINGS

Federal, state and local grants and loans, rebates, local incentive programs and other alternative financing were researched for funding MWDOC Member Agencies' identified projects. Current Funding Opportunities are listed and summarized, including a link to the funding opportunity webpage for more information, on the Current Funding Opportunities tracking sheet **(Appendix B)**. Future Potential Funding Opportunities are included in **Appendix C** to plan early and get projects ready to proceed for upcoming funding opportunities.

A Funding Opportunities Analysis was conducted to show key measures of the MWDOC Grant Assistance Program demonstrating the extent of projects and project benefits requiring funding, and available funding across multiple government and foundation sources.

The Member Agency Projects and Potential Funding sheet included in **Appendix D** summarizes the grant research findings, matching Member Agency projects with potential funding opportunities to consider. Funding opportunities listed show a potential match for funding and should be researched further for consideration of true project eligibility, timing, funding amount, etc. before deciding to apply. The Current Funding Opportunities tracking sheet **(Appendix B)** should be referred to for the details of each funding opportunity and determination if further consideration should be given to ensure eligibility and a decision to apply.

The following table shows the number of projects compared with the types of potential funding sources:

Projects and Potential Funding Sources By the Numbers	
Project Funding Identified	**Total Number**
Projects with:	79
Grants only	4
Loans only	3
Grants and Loans	48
Rebates and Loans	2
Grants, Loans, and Incentive Payments	21
Grants, Loans, and Technical Assistance	1
Projects with:	
Federal opportunities	68
State opportunities	76
Local opportunities	22
Foundation opportunities	9

APPENDIX A

KICK-OFF MEETING INFORMATION AND MEMBER AGENCY PROJECT LIST

Location: MWDOC Room 101
Time: 11:30am-1:30pm
Handouts: #1 Project List for Funding
#2 Sample List of Potential Funding Opportunities

1. **Introduction and Grant Assistance Program Background**
   How the program came about and link to the Choice program
   - Heather Baez, Governmental Affairs Manager, MWDOC
     (714) 593-5012, hbaez@mwdoc.com
   - Melissa Baum-Haley, Senior Water Resources Analyst, MWDOC
     (714) 593-5016, mbaum-haley@mwdoc.com
   - Joey Soto, Funding Consultant, Soto Resources
     (949) 370-6079, joey@sotoresources.com

2. **Purpose**
   a. The purpose of this kick-off meeting is to introduce Soto Resources to MWDOC member agencies, review the Member Agency Grant Assistance Program services provided, and identify the water related project funding needs of MWDOC's member agencies.

3. **Program Overview**
   a. The goal of the Member Agency Grant Assistance Program is to provide member agencies with grant support, including:
      - **Project Initiation**
        Identify project funding needs
      - **Grant Research and Final Report**
        Develop a report summarizing funding needs and potential funding opportunities
      - **Ongoing Grant Reporting, Go/No-Go Evaluation, and Coordination**
        Provide grant & loan opportunities monthly reporting, guidance on whether or not to apply for funding, and funding application preparation and assistance, as requested
      - **Grant Application Writing or Review**
        Under separate contract through Choice Funding

4. **Identify Project Funding Needs (Review Draft Project List for Funding)**
   a. A draft project list (in Excel spreadsheet format) that includes the most recent Integrated Regional Watershed Management (IRWM) Project lists (for both North/Central and South Orange County Watershed Management Areas) is distributed (Handout #1, Project List for Funding).
   b. It is requested that each member agency review and add to the Project List, Handout #1, any water related projects for which you currently or will in the future need funding. Projects can be smaller in size and less in cost than those on the list.
      - Reviewing an existing Project List may be helpful to review, for example, Annual Budget, Capital Improvement Program (CIP) list, Master Plan project list, Strategic Plan project list, etc.
   c. Please see the attached Sample List of Potential Funding Opportunities, Handout #2, spreadsheet for ideas of the types of projects that funding programs will fund. Consider adding potential projects to the Project Funding List.
   d. The Project List for Funding, Handout #1, will be used to conduct funding research for the Grant Research and Final Report.

5. **Next steps / Schedule**
   a. Send any additional projects for inclusion in the project list and send the updated list to us by Tuesday, June 5th.
   b. A contact list will be created based on the contact information received for each member agency in *Column I* of the spreadsheet (Handout #1, Project List). Follow up correspondence with member agencies may be required to obtain more project information.
   c. A report summarizing the funding needs and potential funding opportunities will be developed as a deliverable.
   d. Below is the overall schedule:

Task	**Due Date**
Project Initiation (kick-off meeting)	May 31, 2018
Agencies to send project information to include in Report	June 5, 2018
Presentation of Report to MWDOC Planning and Operations Committee; send to Agencies following	August 6, 2018
Grant Reporting, Go/No-go Evaluation and Coordination	Ongoing (monthly)
Agencies to update/add project information	As needed
Agencies to request grant application writing or review - through Choice Program only	As requested

Member Agency Grant Assistance Program

MWDOC

Kick-Off Meeting
May 31, 2018

Introduction & Program Background

- Heather Baez, Governmental Affairs Manager, MWDOC
- Melissa Baum-Haley, Senior Water Resources Analyst, MWDOC
- Joey Soto, Funding Consultant, Soto Resources

SOTO Resources

Purpose of Meeting

- Introduce Soto Resources to Member Agencies
- Review the Grant Assistance Program Services Provided
- Understand the Funding Needs of Member Agencies

Program Overview

- Project Initiation
- Grant Research and Final Report
- Ongoing Grant Reporting, Go/No-Go Evaluation, and Coordination
- Grant Application Writing or Review

(under separate contract through Choice Funding)

Identify Project Funding Needs

- Handout #1, Project List for Funding
  - Draft based on IRWM funding lists
  - Can add projects to this list
  - Refer to existing adopted/approved funding lists
  - This list will be used to conduct funding research for the Grant Research and Final Report
- Handout #2, Sample List of Potential Funding Opportunities
  - Types of projects funding programs will fund

Next Steps

- Send your updated list with additional projects to us by **Tuesday, June 5th.**
- A contact list will be created from *Column I* of Handout #1, Project List.
- Follow up correspondence may be required.
- A report summarizing the funding needs and potential funding opportunities will be developed as a deliverable.

Schedule

Task	Due Date
Project Initiation (kick-off meeting)	May 31, 2018
Agencies to send project information to include in Report	June 5, 2018
Presentation of Report to MWDOC Planning and Operations Committee; send to Agencies following	August 6, 2018
Grant Reporting, Go/No-go Evaluation and Coordination	Ongoing (monthly)
Agencies to update/add project information	As needed
Agencies to request grant application writing or review- through Choice Program only	As requested

MWDOC Member Agency Grant Assistance Program:
MEMBER AGENCY PROJECTS

Agency/Organization	Project Title	Project Status as of June 2018	Project Description	Estimated Completion Date	Estimated Project Total Cost	Partner	Agency Contact	Primary Project Benefit
City of Brea								
City of Buena Park								
City of Fountain Valley	Citywide Installation of Catch Basin BMPs and/or CDS units	Planning	Installation of catch basin inserts and screens such as CPS units citywide	ongoing	$ 300,000	NA	Steve Hauerwaas	Water Quality
City of Fountain Valley	Reservoir No. 2 Rehabilitation	In Design	New Pump Station reconstruction, including piping, pumps, control equipment, eliminating natural gas engine driven pumps and replacing with VFD driven electric motors, remedial concrete reservoir repairs and landscaping.	2020	$ 7,000,000	NA	Temo Galvez	Water Supply and Reliability
City of Fountain Valley	Well No. 6 Rehabilitation	Planning	Well casing rehabilitation	2018	$ 300,000	NA	Temo Galvez	Water Supply and Water Quality
City of Fountain Valley	Well No. 8 Rehabilitation	Planning	Well casing rehabilitation	2019	$ 300,000	NA	Temo Galvez	Water Supply and Water Quality
City of Fountain Valley	Well No. 8 Backup Emergency Generator Installation	Planning	Installation of diesel emergency generator system for water system emergencies	2019	$ 150,000	NA	Mark Sprague	Water Reliability
City of Fountain Valley	Well No. 8 VFD Installation Upgrade	Planning	Install variable frequency drive to run well pump motor for energy efficiency and better well flow and system pressure control	2019	$ 250,000	NA	Mark Sprague	Water Supply and Energy Efficiency
City of Fountain Valley	Well No. 11 Rehabilitation	Planning	Well casing rehabilitation	2020	$ 300,000	NA	Temo Galvez	Water Supply and Water Quality
City of Fountain Valley	Well No. 11 Backup Emergency Generator Installation	Planning	Installation of diesel emergency generator system for water system emergencies	2020	$ 150,000	NA	Mark Sprague	Energy and Water Reliability
City of Fountain Valley	Chlorine Generator Replacements	Planning	Replacement of existing onsite sodium hypochlorite generation system	Ongoing	$ 150,000	NA	Mark Sprague	Water Supply and Water Quality
City of Fountain Valley	MWD Control Station Rehabilitation	Planning	Reconstruction of underground MWD flow and pressure control station including vaults, valves, piping, control system and surge tank	2022	$ 3,500,000	NA	Temo Galvez	Water Supply and Reliability
City of Fountain Valley	Walnut Storm Drain Pump Station Rehabilitation	In Design	Reconstruction of storm drain pump station including building upgrades and control room expansion, site improvements, new natural gas engines, right angle gear drives, pumps and control equipment.	2019	$ 3,500,000	NA	Temo Galvez	Flood Management
City of Fountain Valley	Pipeline Condition Assessments	Shovel Ready	Evaluate condition of existing water system mains to develop a water main replacement program and schedule	Ongoing	$ 300,000	NA	Mark Sprague	Water Reliability
City of Fountain Valley	Water Main Replacement Project	Planning	After water condition assessments and final reports are compiled, will help determine water system pipeline replacement program	Ongoing	$ 2,000,000	NA	Mark Sprague	Water Supply and Reliability
City of Garden Grove								
City of Huntington Beach	Trash Removal Project - Phase II	Planning	Design and installation of trash/debris removal device (Contech CDS)	2021	$ 200,000	NA		Water Quality
City of Huntington Beach	Trash Removal Project - Phase I	Planning	Design and installation of trash/debris removal device (Contech CDS unit)	2020	$ 200,000	NA		Water Quality
City of Huntington Beach	Water Well No. 8 H2S Odor Treatment and Well Upgrade with Natural Gas Engine	Planning	Upgrade existing 3,000 gpm Well No. 8 site with a bacteriological activated carbon (BAC) treatment system to remove Hydrogen Sulfide, install new natural gas driven engine and site security enhancements	Ongoing	$5,000,000	OCWD	Duncan Lee	Water Supply, Water Reliability, Water Quality, and Energy
City of Huntington Beach	New Water Well No. 14	Design	Construct a new replacement well to restore 2,000 to 3,000 gpm of groundwater supply	2020	$6,000,000	N/A	Duncan Lee	Water Supply, Water Reliability, and Energy
City of La Habra								
City of La Palma								
City of Newport Beach	San Diego Creek Diversion/Trash Removal Project	Planning	This project would mirror the Santa Ana-Delhi Channel Diversion project to (1) capture all dry weather trash and trash from a first flush storm, and (2) divert nuisance flows to OCSD for eventual use in the Groundwater Replenishment System.	7/1/2023	$ 10,000,000	OCFCD, Cities of Irvine, Santa Ana, Tustin and Lake Forest		Water Quality
City of Orange	Automatic Meter Reading	Planning	Replace current water meters with radio read capable meters	6/1/2025	$ 5,000,000	N/A		Water Supply, Reliability, and Efficiency
City of Orange	Orange Trash Capturing Devices	Planning	Install trash capturing devices citywide to meet state Trash Provision requirements	2028	$ 2,500,000	NA		Water Quality
City of San Clemente								
City of San Juan Capistrano	City-wide Equestrian Facility LID Improvement Project	In Design	City led public-private partnership to gain a dedicated source of groundwater basin recharge from LID improvements at equestrian facilities.	2020	$ 5,000,000			Water Quality
City of Seal Beach								

MWDOC Member Agency Grant Assistance Program:
MEMBER AGENCY PROJECTS

Agency/Organization	Project Title	Project Status as of June 2018	Project Description	Estimated Completion Date	Estimated Project Total Cost	Partner	Agency Contact	Primary Project Benefit
City of Tustin	Irvine Boulevard Storm Drain Improvements	Planning	Add several catch basins to eliminate flooding on Irvine Boulevard		$ 7,800,000	NA		Flood Management
City of Tustin	Simon Ranch Reservoir	Planning	Replace existing reservoir		$ 9,994,852	NA		Water Supply
City of Tustin	Citywide Installation of Catch Basin BMPs and/or CDS units	Shovel Ready	Installation of catch basin inserts and screens such as CPS units citywide	ongoing	$ 200,000	NA		Water Quality
City of Tustin	Emergency Operations Center and City Corporate Yard	Planning	Construct new parking lot with swales and modular wetland and solar panels.		$ 15,830,418	NA		Water Quality
City of Tustin	Newport Avenue Extension	Planning	Extend Newport Avenue from Edinger to Sycamore			NA		Flood Management
City of Tustin	Tustin Legacy Linear park	Planning	Construct Linear park as pedestrian and bicycle corridor with passive recreation areas.		$ 9,034,130	NA		Park
City of Westminster	Proposed Waterline within the Abandoned Navy Railroad	Planning	Construct a 12-inch waterline, valves, fire hydrants, fittings and a 16-foot wide access/bike path.	2022	$ 5,000,000	City of Huntington Beach		Water Supply
City of Westminster	Well no. 6 Replacement	Planning	Abandon an aging existing well no. 6 located at 14581 Von Circle and construct a new well at Bowling Green Park located at 14700 Bowling Green Street	2022	$ 5,500,000	NA		Water Supply
City of Westminster	Westminster City Wide Trash Capture Devices	Planning	Installation of trash capture devices such as screens, inserts, and/or CDS units.	ongoing	$ 300,000	NA		Water Quality
East Orange County Water District	Peters Canyon Water Treatment Plant Reconstruction	Planning	Reconstruction of the Peters Canyon Water Treatment Plant (PCWTP) will provide stormwater treatment, water supply reliability, financial relief to a Disadvantaged Community, environmental benefits through green technology for a regional area.	4/1/2021	$ 20,000,000	Cities of Santa Ana, Orange, and Tustin; Golden State Water Company, Irvine Ranch Water District, and County of Orange	Marilyn Thoms 714 679-9999 marilynthoms1@gmail.com	Water Supply and Reliability
El Toro Water District								
Emerald Bay Services District								
Golden State Water Company								
Irvine Ranch Water District	Central Orange County Water Supply and Water Quality Improvement Project	Planning	Utilize existing flood control basins for groundwater recharge and water quality improvement	2022	$ 10,000,000	Orange County Water District, County of Orange		Water Supply and Water Quality
Irvine Ranch Water District	Syphon Reservoir Improvement Project	Design	Expand capacity of existing reservoir including replacement of existing 59-foot high dam with new 136-foot high dam, new pump station, and new 8,000-foot long pipeline.	2025	$ 94,300,000		Natalie Palacio 949-453-5499 palacio@irwd.com	Water Supply and Reliability
Irvine Ranch Water District	Kern Fan Groundwater Storage Project	Planning	Expansion of groundwater banking facilities in Kern County. Construct 12 wells, 1050 acres of recharge basins, and new conveyance from California Aqueduct.	2025	$ 171,400,000	Rosedale-Rio Bravo Water Storage District	Natalie Palacio 949-453-5499 palacio@irwd.com	Water Supply and Reliability
Irvine Ranch Water District	Santiago Dam Outlet Tower Improvements	Design	Construction of new inclined outlet tower structure, 10-foot wide access road and ramp, control building, widening of exsiting dam crest road to 12 feet.	2020	$ 16,100,000	Serrano Water District	Natalie Palacio 949-453-5499 palacio@irwd.com	Safety, Flood Management
Laguna Beach County Water District								
Mesa Water District								
Moulton Niguel Water District	MNWD District-Wide Recycled Water Retrofit Program	Planning	The Recycled Water Optimization Study identified 70 potable water irrigation users recommended for recycled water retrofit. Project will include installation of recycled water service, removal of potable water service, installation of booster pump as applicable, user education.	2028	$ 4,850,000			Water Supply, Reliability and Efficiency
Moulton Niguel Water District	Recycled Water Distribution System Improvements	Planning	Upsize 2,100 feet of existing undersized RW Main Pipeline in 4 locations throughout the cities of Aliso Viejo and Mission Viejo. Will support new recycled water retrofits, reducing potable demand by 138 AFY.	2021	$ 1,000,000			Water Supply, Reliability and Efficiency
Moulton Niguel Water District	Recycled Water La Paz Road Bridge Crossing	Shovel Ready	Install 1,200 feet of new 12-inch RW Main Pipeline in La Paz Road, in conjunction with the City of Mission Viejo's widening of the La Paz Road RR Bridge. Will support new recycled water retrofits, reducing potable demand by 138 AFY.	2020	$ 400,000			Water Supply, Reliability and Efficiency
Moulton Niguel Water District	Recycled Water Main Replacement from Galivan PS to La Paz PS	Planning	Replace 11,000 feet of undersized and aging RW Main Pipelines with new 24" pipeline. Project supports retrofits, resulting in potable demand reduction of 306 AFY.	2025	$ 9,000,000			Water Supply, Reliability and Efficiency
Moulton Niguel Water District	Recycled Water Main Replacement from Cabot Road to Galivan PS	Planning	Install 800 feet of new RW Main Pipelines and rehabilitate ex. 20-inch force main from Cabot Rd to Treatment Plant 3A. Project supports retrofits, resulting in potable demand reduction of 306 AFY.	2025	$ 850,000			Water Supply, Reliability and Efficiency
Moulton Niguel Water District	Recycled Water Main Expansion from Greenfield Drive to Cabot Road	Planning	Install 2,600 feet of new RW Main Pipelines from Greenfield Drive to Cabot Road. Project supports retrofits, resulting in potable demand reduction of 306 AFY.	2024	$ 1,725,000			Water Supply, Reliability and Efficiency

MWDOC Member Agency Grant Assistance Program:
MEMBER AGENCY PROJECTS

Agency/Organization	Project Title	Project Status as of June 2018	Project Description	Estimated Completion Date	Estimated Project Total Cost	Partner	Agency Contact	Primary Project Benefit
Municipal Water District of Orange County	South Orange County Irrigation and Indoor Efficiency, Runoff Reduction, and Pollution Prevention Program	Shovel Ready	Consumer based rebate program will encourage the replacement of turf with CA Friendly landscapes; upgrade of antiquated irrigation and indoor devices and processes; and the conversion from potable to recycled water meters.	5 years from Project Start date, or as specified in agreement	$ 4,598,033			Water Supply, Reliability and Efficiency
Municipal Water District of Orange County (MWDOC)	North/Central Orange County Irrigation Efficiency, Runoff Reduction, and Pollution Prevention Program	Planning	The Municipal Water District of Orange County (MWDOC) proposes the implementation of a comprehensive and holistic regional water use efficiency improvement program targeting public agency, residential, commercial, industrial, and institutional properties	9/1/2024	$ 7,075,721	The cities and water agencies in the North/Central IRWM area		Water Supply, Water Use Efficiency
Santa Margarita Water District	Joint Recycled Water Conveyance Project	Planning	The proposed Project is a regional recycled water line shared with MNWD and possibly El Toro Water District.	8/1/2020	$ 24,000,000			Water Supply, Reliability and Efficiency
Santa Margarita Water District	Recycled Water Conversions - Las Flores Improvement District No. 4B	In Design	The Project includes expanding the recycled water distribution system to allow for conversion of the dedicated irrigation systems from domestic water.	6/1/2019	$ 4,900,000			Water Supply, Reliability and Efficiency
Santa Margarita Water District	Recycled Water Conversions– Rancho Santa Margarita (RSM) Improvement District No. 4A	Planning	The Project includes expanding the recycled water distribution system to allow for conversion of the RSM dedicated irrigation systems from domestic water.	6/1/2021	$ 13,000,000			Water Supply, Reliability and Efficiency
Santa Margarita Water District	Recycled Water Upgrades in San Clemente	Planning	The Project includes A) Upgrade City of San Clemente Recycled Water Pumps and B) Install Recycled water pumps at Pico Lift Station Site.	2/1/2020	$ 1,200,000			Water Supply, Reliability and Efficiency
Santa Margarita Water District	San Juan Watershed Phase 1 Project	In Design	The Project includes enhancing groundwater recharge in the San Juan Basin aquifer for potable water sources.	12/1/2019	$ 23,000,000			Water Supply, Reliability and Efficiency
Santa Margarita Water District	Recycled Water Conversions - Melinda Improvement District No. 3A	Planning	The Project includes expanding the recycled water distribution system to allow for conversion of dedicated irrigation systems from domestic water.	6/1/2020	$ 2,370,000			Water Supply, Reliability and Efficiency
Serrano Water District	Santiago Creek Reservoir (Irvine Lake) Outlet Tower Seismic Replacement and Spillway Modernization	Planning	The Dam modernization project is a jointly owned project with Irvine Ranch Water District 75% and Serrano 25%. The project will update the tower and spillway to meet the DSOD requirement for storing and releasing water in a emergency event over a seven day period.	7/1/2021	$ 26,000,000		Jerry Vilander jerryv@serranowater.org	Flood Management, Increase Water Supply, Reliability and Efficiency
Serrano Water District	New Well	Planning	Project would include construction of a new well for redundant back up and to participate in possible higher BBP.	7/1/2020	$ 6,000,000		Jerry Vilander jerryv@serranowater.org	Increase Water Supply, Reliability and Efficiency
Serrano Water District	Smith Reservoir Replacement	Planning	The project would replace or retrofit the existing six million gallon reservoir	7/1/2020	$ 6,000,000		Jerry Vilander jerryv@serranowater.org	Increase Water Supply, Reliability and Efficiency
South Coast Water District	Advanced Metering Infrastructure (AMI) Project Phase 2	Planning	The AMI Project includes the upgrade existing Automatic Meter Reading (AMR) water meters (currently read via vehicle drive-by) with an AMI cellular base technology system that will automatically collect and store hourly consumption data.	1/1/2022	$ 6,000,000			Water Supply, Reliability and Efficiency
South Coast Water District	Golden Lantern/Stonehill Recycled Water Distribution Improvements Project (Project) (Bottleneck No. 2)	In Design	Project consists of correcting existing pressure deficiencies in the recycled water distribution system and extending the recycled water distribution system to serve targeted Tier A Conversion customers.	9/1/2019	$ 5,500,000			Water Supply, Reliability and Efficiency
South Coast Water District	Doheny Ocean Desalination Plant Project including alternative energy (i.e. solar, fuel cell, battery storage, etc.)	In Design	Project includes construction of a 5-15 mgd desalination plant, as well as design, permit and installation of Solar Energy Panels (or natural gas fuel cells, battery storage, etc.) on District property to provide alternative energy power source. Power will be utilized at the Doheny Ocean Desalination Plant.	3/1/2021	$ 107,000,000			Water Supply, Reliability and Efficiency
South Coast Water District	Recycled Water Distribution System Expansion (Construction)	Planning	Conversion of existing Potable Water irrigation customers to Recycled Water, expansion of existing Recycled Water Infrastructure to serve additional customers, and conduct ongoing public education programs. (Construction)	6/1/2021	$ 3,000,000			Water Supply, Reliability and Efficiency
South Coast Water District	Recycled Water Distribution System Expansion (Planning)	Planning	Engineering, Design, CEQA and Permitting for a multiple component project to convert existing potable water irrigation customers to recycled water, expand existing recycled water infrastructure to serve additional customers.	6/1/2020	$ 500,000			Water Supply, Reliability and Efficiency
South Coast Water District	Water Harvesting on Aliso Creek	Planning	Improvements to collection facilities on Aliso Creek that would utilize Mobile Urban Runoff Filtration technology to intercept and treat contaminated urban runoff and produce a high purity recycled water product.	3/1/2020	$ 200,000			Water Supply, Reliability and Efficiency
South Coast Water District	Groundwater Recovery Facility (GRF) Well 2 Wellhead Improvements and Pipeline - Local Groundwater Project	Planning	South Coast Water District (SCWD/District) is proposing the Project to equip a new brackish well and make conveyance connection to treatment system adding up to 580 AFY of locally produced groundwater. Funding will be for pump, power supply and connection	TBD	$ -			Water Supply, Reliability and Efficiency

MWDOC Member Agency Grant Assistance Program:
MEMBER AGENCY PROJECTS

Agency/Organization	Project Title	Project Status as of June 2018	Project Description	Estimated Completion Date	Estimated Project Total Cost	Partner	Agency Contact	Primary Project Benefit
Trabuco Canyon Water District								
West Orange County Water Board	6 Miles of OC-35 Transmission Main Cathodic Protection	Planning	Provide cathodic protection for the pipe with pipeline electrical continuity with sacrificial anodes to extend the life of a 6 mile long large diameter transmission main built around 1963	Ongoing	$4,000,000	Cities of Huntington Beach, Westminster, Seal Beach and Garden Grove	Duncan Lee	Water Reliability
West Orange County Water Board	5.3 Miles of OC-35 Transmission Main Cathodic Protection	Planning	Provide cathodic protection for the pipe with pipeline electrical continuity with sacrificial anodes to extend the life of a 5.3 mile long large diameter transmission main built around 1956	Ongoing	$4,000,000	Cities of Huntington Beach, Westminster, Seal Beach and Garden Grove	Duncan Lee	Water Reliability
Yorba Linda Water District	Fairmont Booster Pump Station	Construction	Replace existing pump station to increase pumping capacity and ability to move water throughout the system.	2019	$ 7,240,566.28	NA	Anthony Manzano	Water Supply, Energy, Reliability
Yorba Linda Water District	TR 15199 Waterline Replacement	Construction	Replace existing waterlines that have frequent leaks due to soil corrosion.	2018	$ 750,000.00	NA	Anthony Manzano	Water Reliability
Yorba Linda Water District	2018 Waterline Replacement Project	Design	Replace existing waterlines that are beyond their life expectancy, have broken valves, and are on private property.	2019	$ 1,200,000.00	NA	Anthony Manzano	Water Reliability
Yorba Linda Water District	Well Rehabilitation	Planning	Rehabilitate multiple wells, replace well pumps, and instrumentation and controls.	2019, 2020, 2021	$ 450,000.00	NA	Anthony Manzano	Water Supply
Yorba Linda Water District	Well 22	Design	Construct a new well to increase production of groundwater.	2020	$ 1,400,000.00	NA	Anthony Manzano	Water Supply, Reliability
Yorba Linda Water District	Apple Creek and Del Rey PRS Rehabilitation	Planning	Rehabilitate or replace station and valve(s) based on age.	2020	$ 450,000.00	NA	Anthony Manzano	Water Supply, Energy, Reliability
Yorba Linda Water District	Well 20 Chlorine Generator Rehabilitation	Planning	Replace and upsize chemical systems to provide additional treatment capacity.	2021	$ 300,000.00	NA	Anthony Manzano	Water Quality
Yorba Linda Water District	Meter Replacement	Planning	Replace current meters with AMI system to provide more accurate and hourly consumption data.	2021	$ 5,000,000.00	NA	Anthony Manzano	Water Supply, Efficiency, Reliability
Yorba Linda Water District	Imperial Hwy Waterline Replacement	Planning	Replace existing waterlines that are beyond their life expectancy in a high traffic area.	2021	$ 2,025,000.00	NA	Anthony Manzano	Water Reliability
Yorba Linda Water District	Eisenhower Waterline Replacement	Planning	Replace existing waterlines that are beyond their life expectancy.	2021	$ 1,125,000.00	NA	Anthony Manzano	Water Reliability
Yorba Linda Water District	Timber Ridge Booster Pump Station Rehabilitation	Planning	Rehabilitate or replace electric pumps and valves and a new engine driven pump in a pump house. Pumps are nearing end of expected useful life.	2021	$ 1,500,000.00	NA	Anthony Manzano	Water Supply, Energy, Reliability
Yorba Linda Water District	New River Waterline Replacement	Planning	Replace existing waterlines that are beyond their life expectancy in a high traffic area.	2022	$ 1,600,000.00	NA	Anthony Manzano	Water Reliability
Yorba Linda Water District	Hidden Hills Booster Pump Station Rehabilitation	Planning	Replace pumps to increase capacity to meet future demands. Existing pumps are will be nearing end of expected useful life.	2022	$ 500,000.00	NA	Anthony Manzano	Water Supply, Energy, Reliability
Yorba Linda Water District	Well 15 Chlorine Generator Rehabilitation	Planning	Rehabilitate or replace feed system, hypochlorite tanks and associated instrumentation and controls.	2022	$ 146,000.00	NA	Anthony Manzano	Water Quality
Yorba Linda Water District	Dominguez Hills and Paseo Del Prado PRS Rehabilitation	Planning	Rehabilitate or replace station and valve(s) based on age.	2022	$ 553,000.00	NA	Anthony Manzano	Water Supply, Energy, Reliability
Yorba Linda Water District	Well 23	Planning	Construct a new well to replace the lost capacities of Wells 1, 5, and 12	2023	$ 3,500,000.00	NA	Anthony Manzano	Water Supply, Reliability
Yorba Linda Water District	Rose Drive Waterline Replacement	Planning	Replace existing waterlines that are beyond their life expectancy in a high traffic area.	2023	$ 1,000,000.00	NA	Anthony Manzano	Water Reliability
Yorba Linda Water District	Santiago and Springview Booster Pump Station Rehabilitation	Planning	Rehabilitate or replace pumps and valves. Pumps are nearing the end of expected useful life.	2023	$ 1,140,000.00	NA	Anthony Manzano	Water Supply, Energy, Reliability

APPENDIX B

CURRENT FUNDING OPPORTUNITIES

Primary Project Benefit	Agency & Program Name	Program Description & Eligible Projects	Eligible Applicants	Funding Amount & Cost Share/Funding Match	Due Date	Link to Guidelines / Application	Comments
Funding Applications with Deadlines							
Water Education	**Pacific Life Foundation**	Programs that promote marine mammal conservation, education, and research. A "Healthy Ocean" means that marine, coastal, and estuarine ecosystems, the watersheds that drain into these waters, the plant and animal communities therein, and the physical, chemical, and biological process involved are diverse and functioning, and the economies and people dependent on them are thriving. The Pacific Life Foundation accepts grant proposals from agencies seeking funds for programs and projects in the areas of health and human services; education; arts and culture; and civic, community, and environment.	The Pacific Life Foundation does not accept applications from and/or for: Individuals; Political parties, candidates, or partisan political organizations; Labor organizations, fraternal organizations, athletic clubs, or social clubs; K-12 schools, school districts, or school foundations as these entities are eligible through the Foundation's annual invitation-only "3T's of Education" program; Sectarian or denominational religious organizations, except for programs free from religious orientation; Fundraising events (e.g., membership drives, luncheons/dinners, walks/runs, or tournaments); Sports leagues or teams; or Advertising sponsorship or conference underwriting/sponsorship.	Small grants program – Foundation gave $500,000 in 2016. General grants range from $5,000 to $15,000 for a one-year period of funding and are given to support programs, operating expenses, or collaborative programs with other agencies. Capital grants typically range from $20,000 to $100,000 and are given to an agency with an organized campaign already under way to raise substantial funds; for example, to finance a building or for major renovation. More than 50 percent of the campaign goal (excluding in-kind donations, anonymous gifts and loans) must be pledged prior to consideration by the Foundation	Applications due: **July 15 - August 15, 2018.**	https://www.pacificlife.com/foundation/overview.html	
Water Supply, Reliability and Efficiency	**US Bureau of Reclamation WaterSMART Grants - Water Marketing Strategy Grants for Fiscal Year 2018**	Support for entities exploring actions that can be taken to develop or facilitate water marketing that could provide a mechanism for willing participants to buy, sell, lease, or exchange water.	States, Indian tribes, irrigation districts, water districts, or other organizations with water or power delivery authority located in the western United States	Funding Group I: Up to $200,000 for a project that can be completed within 2 years. Funding Group II: Up to $400,000 for a project that can be completed within 3 years. Cost Share: 50% or greater	Applications due: **July 17, 2018**. Announcements expected in September 2018.	https://www.grants.gov/web/grants/view-opportunity.html?oppId=301914	
Water Supply	**US Bureau of Reclamation - Desalination Construction Projects under the WIIN Act**	Projects eligible include planning, design, and construction of facilities to desalinate ocean or brackish water, including groundwater. The Project must: *Have a completed feasibility study that has been reviewed by Reclamation and found to meet all of the requirements of Reclamation's Directives and Standards WTR 11-01, Title XVI Water Reclamation and Reuse Program Feasibility Study Review Process, at www.usbr.gov/recman/wtr/wtr11-01.pdf. If not, then a feasibility study must be submitted for Reclamation review by July 27, 2018 (the application deadline for this FOA). *Be located in the Western United States or United States Territories. *Be included in a state-approved plan, and the plan must be submitted with the proposal prior to the application deadline for this FOA. If not, Federal participation in the Project must have been requested by the Governor of the State in which the eligible desalination project is located.	Applicants eligible to receive an award under this FOA include States, Departments of a State, subdivisions of a state, or a public agency organized pursuant to a State law. Applicants must be located in the Western United States or United States Territories as identified in the Reclamation Act of June 17, 1902, as amended. Eligibility does not entitle an applicant to any future Federal funding or create a new project authorization.	Total available funding is $18,000,000. Cost share is a minimum 75% of total Project costs. Applicant may request up to 25% of Total project cost for planning, design, and/or construction of Projects. This may include work planned through September 30, 2021, or completed work that was conducted after the enactment of the WIIN Act on December 16, 2016.	Applications due**: July 27, 2018**	https://www.grants.gov/web/grants/view-opportunity.html?oppId=305730	
Water Supply, Reliability and Efficiency	**US Bureau of Reclamation - Title XVI Water Reclamation and Reuse Projects Under the WIIN Act**	Funding under the WIIN Act: Funding for planning, design, and construction of WIIN Act water recycling projects. Water reclamation and reuse projects provide improved efficiency, flexibility during water shortages and diversifies the water supply. This may include work either: Planned through September 30, 2020, or Completed work that was conducted after the date of the project's congressional authorization for authorized projects, or the date that Reclamation's feasibility study review findings for the Project were transmitted to Congress for WIIN projects.	Sponsors of water recycling projects with completed Title XVI feasibility studies that have been included in a list of eligible applicants provided to Congress.	Up to 25% of total cost of work over 2 year timeframe, up to $20 million total project cost. Cost Share: 75% or greater. Funding requests must be based on the expenditures already incurred or planned to be incurred by September 30, 2020.	Applications due: **July 27, 2018.**	https://www.grants.gov/web/grants/view-opportunity.html?oppId=305731	

Primary Project Benefit	Agency & Program Name	Program Description & Eligible Projects	Eligible Applicants	Funding Amount & Cost Share/Funding Match	Due Date	Link to Guidelines / Application	Comments
Water Supply, Reliability and Efficiency	**US Bureau of Reclamation WaterSMART Grants - Small-Scale Water Efficiency Projects**	Small-scale water management/efficiency projects that have been identified through previous planning efforts; Reclamation is working to develop a streamlined selection and review process to make the process as simple as possible for applicants. Projects eligible for funding include installation of flow measurement or automation in a specific part of a water delivery system, lining of a section of a canal to address seepage, municipal metering, SCADA and Automation, irrigation measures, or other similar projects that are limited in scope.	States, Indian tribes, irrigation districts, water districts, or other organizations with water or power delivery authority located in the western United States.	Up to $75,000 for projects to be completed within two years. Cost Share: 50% or greater. Project pre-award costs that have been incurred prior to the date of award but after July 1, 2017 may be considered for cost-share purposes.	Applications due: Tuesday, **July 31, 2018** 4:00 p.m. Mountain Daylight Time.	https://www.grants.gov/web/grants/view-opportunity.html?oppId=301905	Reclamation expects to announce awards in Fall of 2018. Within one to three months after that date, financial assistance agreements will be awarded.
Water Supply, Reliability and Efficiency, Water Quality, Flood Management	**US Environmental Protection Agency (EPA) Water Infrastructure Finance and Innovation Act of 2014 (WIFIA) Loans**	WIFIA authorizes EPA to provide secured (direct) loans and loan guarantees to eligible water infrastructure projects and to charge fees to recover all or a portion of the Agency's cost of providing credit assistance and the costs of retaining expert firms, including financial, engineering, and legal services, in the field of municipal and project finance to assist in the underwriting and servicing of Federal credit instruments. Eligible projects include: -Wastewater projects eligible for Clean Water SRF funding -Drinking water projects eligible for Drinking Water SRF funding -Energy efficiency of public water and wastewater systems -Repair, rehabilitation, or replacement of water systems -Desalination projects -Mitigation of drought -Acquisition of real property -Combination of eligible projects	• A corporation. • A partnership. • A joint venture. • A trust. • A federal, state or local government entity, agency, or instrumentality. • A tribal government or consortium of tribal governments. • A state infrastructure financing authority, as defined by the Clean Water Act and the Safe Drinking Water Act.	$5.5 billion in credit available, secured (direct) loans or loan guarantees: the maximum amount of WIFIA credit assistance to a project is 49 percent of eligible project costs. Application is a 2-step process: The first step requires the submission of a letter of interest. No fees are established for the letter of interest step. Projects selected to continue in the application process will then be invited to submit an application at which time the application fee must be paid. For this second step, EPA will only select those projects that it expects might reasonably proceed to closing. Application fee - $25,000 for projects serving small communities (population of not more than 25,000 people), $100,000 for all others. These application fees represent an amount equal to 0.5 percent of the minimum threshold project cost ($5 million for small communities and $20 million for larger communities. Other fees: Credit processing Fee- EPA estimates these costs could be in the range of approximately $350,000-$700,000 per project. Servicing Fee - annual servicing fee during repayment of the loan, $12,000 to $15,000 annually per loan. Optional Supplemental Fee - TBD Extraordinary Expenses Fee - TBD	Letter of Interest due by **July 31, 2018.**	https://www.epa.gov/wifia/how-apply-wifia-assistance-0#notice	Consider fees associated with loan application.
Water Supply, Water Quality (Groundwater)	**California State Water Resources Control Board - Groundwater Sustainability Funding Program (Proposition 1) - Implementation and Planning (Round 2)**	Funds for Planning and implementation projects to prevent or clean up the contamination of groundwater that serves or has served as a source of drinking water. Project must achieve at least one or more of the following: a. Prevent the spread of contamination in an aquifer that serves or has served as a source of drinking water; b. Accelerate the cleanup of contamination in an aquifer that serves or has served as a source of drinking water; c. Protect an aquifer that serves as a source of drinking water; or d. Provide clean drinking water to DACs or EDAs. Eligible implementation projects can also be: design, pilot studies, and initial startup of facilities. Projects must meet the Prop 1 GWGP Guidelines. Planning work should be geared toward developing an Prop 1 GWGP eligible implementation project. Eligible costs may include but are not limited to: site assessment, site characterization, modeling, remedial investigation, feasibility study, monitoring, responsible party search, and preliminary design. The project must be identified as a high priority by the applicable state or federal regulatory agencies. In completing Concept Proposals, applicants should assume that Round 2 projects must be complete by March 2023.	Public Agencies, Indian tribes, Non-profits, Public Utilities, and mutual water companies.	Planning min grant request $100,000, max grant request $2,000,000. Implementation min. grant request $500,000, max. grant request $50,000,000. Drinking Water Treatment Projects Benefiting a DAC/EDA max grant request $5,000,000. Implementation (Septic to Sewer Projects Benefiting a DAC/EDA) max grant request $8,000,000. Minimum local cost share is 50% of total project cost.	Concept Proposals due via FAAST by **August 3, 2018.** Invitation for full proposals **Summer 2018**.	https://www.waterboards.ca.gov/water_issues/programs/grants_loans/proposition1/groundwater_sustainability.shtml	The applicant must demonstrate the availability of funds for any match required and that the applicant has the capacity to pay for the ongoing operation and maintenance (O&M) of any facility funded. The project must have a useful life of at least 20 years and established, or have a detailed plan for establishing, adequate rights of way for the useful life of the project.

Primary Project Benefit	Agency & Program Name	Program Description & Eligible Projects	Eligible Applicants	Funding Amount & Cost Share/Funding Match	Due Date	Link to Guidelines / Application	Comments
Water Supply, Reliability and Efficiency, Water Quality	**Metropolitan Water District of Southern California - Future Supply Actions Funding Program**	Foundational Actions, now referred to as Future Supply Actions, provides funding for technical studies or pilot projects to enable effective resource planning and potential implementation for groundwater, recycled water, stormwater, and seawater desalination. 2-year studies. May include: pilot and bench-scale studies, demonstration studies, tracer studies, system integration studies, innovation treatment processes, new sensor technologies, ocean intake and outfalls, brine disposal and harvesting.	Metropolitan member agencies and sub member agencies. The proposal must be submitted by one designated lead member agency.	A total of $3.5 million for this round. $500,000 max per project or per agency. More than one project can be submitted, but only $500,000 would be awarded to one agency. Require 100% match, dollar for dollar, and no in-kind costs.	RFP release on July 6, 2018 with proposals due 11am on **August 31, 2018**	http://www.mwdh2o.com/AboutYourWater/faf program	Foundational Actions Funding Program: Warren Teitz Phone (213) 217-7418 Email wteitz@mwdh2o.com
Water Quality (Stormwater)	**California State Water Resources Control Board - Storm Water Management Grant Program (Proposition 1)**	Provide implementation funds for construction of multi-benefit storm water management projects. Promote the beneficial use of storm water and dry weather runoff in California by providing financial assistance to eligible applicants for projects that provide multiple benefits while improving water quality.	Public Agencies, Indian tribes, Non-profits, Public Utilities, and mutual water companies. 50% match is required, with possibility of match reduction for projects benefiting Disadvantaged Communities or Economically Distressed Areas.	Implementation ($250,000 to $10,000,000). Round 2 Implementation Grants: ~$90 million available	Round 2 Implementation Tentative for **Late 2018 or Early 2019**	https://www.waterboards.ca.gov/water_issues/programs/grants_loans/swgp/prop1/	
Funding Applications Continuously Accepted (No deadlines)							
Water Supply, Water Quality (Groundwater)	**California State Water Resources Control Board - Seawater Intrusion Control Loan Program**	Low-interest loans to local agencies for the design and construction of publicly owned facilities necessary to protect groundwater quality in basins threatened by seawater intrusion, which are subject to a local groundwater management plan, and where restrictions on groundwater pumping, a physical solution, or both, are necessary to prevent the destruction of, or irreparable injury to, groundwater quality. Eligible projects may include, but are not limited to, water conservation, freshwater well injection, and substitution of groundwater pumping from local surface supplies. Construction of distribution, storage, pumping, injection wells and treatment facilities.	City, county, district, joint powers authority, or other political subdivision of the state involved in water management	Interest rate is ½ of the general obligation bond Repayment term of 20 years.	Continous application process. The date of the Division's approval of a complete application will determine the order of project funding.	http://www.waterboards.ca.gov/water_issues/programs/grants_loans/swic.shtml	
Water Supply, Water Quality (Groundwater)	**California State Water Resources Control Board - Groundwater Quality Funding Site Cleanup subaccount**	Site Cleanup Subaccount Program (SCAP) (Senate Bill 445, Hill, 2014), which provides grants to remediate the harm or threat of harm to human health, safety, or the environment caused by existing or threatened human-made contamination, where the responsible party lacks financial resources. The first step to apply for the SCAP Program is a Pre-Application, which must be submitted electronically using the State Water Board's Financial Assistance Application Submittal Tool (FAAST). Eligible Projects include: Remediate the	Applicants with eligible projects	Annual appropriations of $19.5 million. There are no funding request limits. There is no cost match required.	Continuous Pre-application process – no deadlines	https://www.waterboards.ca.gov/water_issues/programs/grants_loans/scap/	
Water Supply, Water Quality	**California State Water Resources Control Board - Drinking Water State Revolving Fund/ Proposition 1**	Provide low interest loans or grants to assist public water systems in achieving or maintaining compliance with the Safe Drinking Water Act (SDWA). Eligible projects include: Treatment systems Distribution systems Interconnections Pipeline extensions Water sources Water meters Water storage	Must be a public water system. Project must be needed to comply with the SDWA and/or water works standards. System must meet technical, managerial, and financial requirements Grants may be available to small disadvantaged water systems.	No limit or cap on loan funding. Check current IUP for grant eligibility and maximums.	Applications accepted on a continuous basis. Loan: Interest rate is ½ the general obligation rate. Repayment term of either 20 or 30 years. The interest rate changes every January. Potential for extended 30-year terms and reduced interest rates, as low as zero	www.waterboards.ca.gov/drinking_water/services/funding/SRF.shtml	

Primary Project Benefit	Agency & Program Name	Program Description & Eligible Projects	Eligible Applicants	Funding Amount & Cost Share/Funding Match	Due Date	Link to Guidelines / Application	Comments
Water Supply, Water Quality	**California State Water Resources Control Board - Drinking Water for Schools Grant Program**	Improve access to, and the quality of, drinking water in public schools. Install water bottle filling stations, drinking fountains, Point of entry or Point of use devices, corrective measures for lead contamination, and alternative water supplies.	Local educational agencies serving K-12, preschool, and child day care facilities; located on public school property. All projects must benefit students from a disadvantaged community.	Minimum grant of $25K up to $100K for a single school. Minimum grant of $25K up to $1M for an eligible entity.	Applications can be submitted on a continuous basis through FAAST.	www.waterboards.ca.gov/water_issues/programs/grants_loans/schools/	
Water Supply, Water Quality	**California Department of Water Resources - Desalination Program Proposition 1**	Desalination: Brackish groundwater or seawater projects, including construction for implementation, feasibility studies, environmental documentation, design pilot, and research pilot projects.	Public Agencies, Nonprofit Organizations 501(c)(3) qualified to do business in California, Federally recognized Indian Tribes, State Indian Tribes listed on NAHC consultation list, Public Utilities, Mutual Water Companies.	Awards announced: January 2018. Original Solicitation ~ $93.1 million. Remaining funds of ~ $59million available for additional applications. Minimum Funding Match is at least 50 percent of the total cost of the project, which for the purposes of this PSP is 50 percent of the cost of the Funded Project. Funding cap per project: Construction ($10M); Feasibility Study ($700K); Environmental Documentation ($500K); Design Pilot ($1.5M); Research Pilot ($1M).	Applications accepted on a continuous basis.	https://www.water.ca.gov/Work-With-Us/Grants-And-Loans/Desalination-Grant-Program	
Water Supply, Reliability and Efficiency, Water Quality, Flood Management, Park	**California Infrastructure and Economic Development Bank (IBank) - Infrastructure State Revolving Fund (ISRF) Program**	Provide financing for public infrastructure projects such as: • Water Treatment and Distribution • Drainage and Flood Control • Sewage Collection and Treatment • Parks and Recreation Facility • City Street • Educational Facility • Educational, Cultural, and Social Facility • Port Facility • Public Safety Facility • State Highway • County Highway • Environmental Mitigation Measures • Power or Communications Facility • Public Transit • Military Infrastructure • Defense Conversion	Eligible Applicants include, but are not limited to: any subdivision of a local government, including cities, counties, special districts, assessment districts, joint powers authorities and non-profit corporations (as deemed eligible).	$50,000 to $25 million, larger loans with Board approval. Maximum term 30 years	Applications accepted on a continuous basis.	http://www.ibank.ca.gov/infrastructure-state-revolving-fund-isrf-program/	
Water Supply, Reliability and Efficiency, Water Quality, Flood Management	**S.D. Bechtel Foundation**	The Foundation's strategies focus on informing, demonstrating, and replicating water management solutions to meet the current and future water needs of California's communities, farms, and ecosystems. Strategies include building knowledge and information systems, and promoting integrated solutions.	The Foundation does not accept unsolicited grant requests, so relationship building is required to receive an invitation. Upon contact with the Foundation, they will provide eligibility requirements	TBD.	Foundation staff reviews proposals on a continuous basis. Once a complete proposal is submitted via the Grantee Portal, a decision can usually be made within three months, and the applying organization is notified promptly at that time.	http://sdbjrfoundation.org/for-grantees/	The Foundation is spending down and the Board of Directors decided to invest all of its assets by 2020.

Primary Project Benefit	Agency & Program Name	Program Description & Eligible Projects	Eligible Applicants	Funding Amount & Cost Share/Funding Match	Due Date	Link to Guidelines / Application	Comments
Water Supply, Reliability and Efficiency, and Wastewater, Flood Management	**US Environmental Protection Agency FEMA Hazard Mitigation Grant Program**	Helps communities implement hazard mitigation measures following a Presidential Major Disaster Declaration in the areas of the state, tribe, or territory requested by the Governor or Tribal Executive. HMGP provides funds to states, tribes, and local communities after a disaster declaration to protect public or private property through various mitigation measures. Examples of mitigation projects that can be funded through HMGP include, but are not limited to: *Dry Floodproofing of Historic Residential Structures – The home is protected with barriers to prevent floodwater from entering. *Hazard Mitigation Plan – HMGP funding can also be used for mitigation planning activities. *Mitigating Flood and Drought Conditions – Aquifer storage and recovery, floodplain and stream restoration, flood diversion and storage, or green infrastructure methods may support communities in reducing the risks associated with the impacts of flood and drought conditions. *Wildfire Mitigation – Fire-resistant materials are used on the exterior of the home and trees or brush are cleared to remove flammable materials from around the home. *Wind Retrofit – Enhancements to strengthen the roof, walls, doors, and windows and minimize damage caused by high winds.	Individuals, businesses and private nonprofits via local governments, can apply for HMGP funding. Individuals may not apply directly for HMGP funding, but may be sponsored through an appropriate subapplicant via a local government, state agency, tribe or tribal agency, or private nonprofit. Applications are submitted to the state, eligible tribe, or territory, which receives HMGP funds from FEMA.	FEMA provides up to 75 percent of the funds for mitigation projects. The remaining 25 percent can come from a variety of sources. A cash payment from the state, local government or in some cases directly from the individual is the most direct option. Other sources may include donated resources, such as construction labor; Increased Cost of Compliance (ICC) funds from a flood insurance policy; or loans from other government agencies, such as the Small Business Administration.	Applications accepted on a continuous basis.	https://www.fema.gov/hazard-mitigation-grant-program	
Water Supply, Reliability and Efficiency, and Wastewater	**US Environmental Protection Agency FEMA Public Assistance Grant Program**	Supplemental Federal disaster grant assistance for the repair, replacement, or restoration of disaster-damaged, publicly owned facilities and facilities of certain private non-profit organizations. Public Assistance Grant funds are available to eligible applicants. The Program does not cover for-profit drinking water or wastewater utilities. To be eligible for FEMA funding, the work must: • Be required as the direct result of a Presidentially declared disaster; • Be performed at a facility that had been in active use at the time of the disaster; • Occur within the designated disaster area; and • Be the legal responsibility of the applicant at the time of the disaster. Work that is eligible for supplemental Federal disaster grant assistance is classified as either emergency work or permanent work.	Eligible applicants include public drinking water and wastewater utilities.	The Federal share of assistance is not less than 75% of the eligible cost for emergency measures and permanent restoration. The State determines how the nonfederal share (up to 25%) is split with the applicants.	Applications accepted on a continuous basis.	https://www.epa.gov/sites/production/files/2015-08/documents/public-assistance-for-water-and-wastewater-utilities-in-emergencies-and-disasters.pdf	
Water Supply, Reliability and Efficiency	**Metropolitan Water District of Southern California -Local Resources Program (LRP)**	The LRP provides funding for the development of water recycling, groundwater recovery, and seawater desalination supplies that replace an existing demand or prevent a new demand on Metropolitan's imported water deliveries either through direct replacement of potable water or d regional groundwater production. Construction must start within 2 years after agreement execution and start operations 4 years after agreement execution.	The LRP is open to public and private water agencies within Metropolitan's service area.	There are three LRP incentive payment structure options to choose from: sliding scale incentives up to $340/AF over 25 years, sliding scale incentives up to $475/AF over 15 years, or fixed incentive up to $305/AF over 25 years. One option must be chosen at the time of application.	Applications accepted on a continuous basis. Project applications will be accepted until the target yield of 63,000 acre-feet per year is fully subscribed.	http://www.mwdh2o.com/PDF_About_Your_Water/2.4.3.1_Local_Resources_Program_Application.pdf	Contact Mr. Ray Mokhtari at (213) 217-6142 or via email at rmokhtari@mwdh2o.com.
Water Supply, Reliability and Efficiency	**Metropolitan Water District of Southern California - Onsite Retrofit Program**	This program provides financial incentives to assist public and private property owners to convert irrigation or industrial systems from potable to recycled water. Eligible projects must be within Metropolitan Water District's service area and must offset the demand on Metropolitan's potable water system. Items eligible for incentives include: • Project design • Permitting • Construction costs associated with the retrofit of potable to recycled water systems • Connection fees • Required recycled water signage.	The Program is open to public or private property owners with access to recycled water within Metropolitan's six county, 5,200-square mile service area. Systems already under construction are NOT eligible. Commercial, industrial and institutional property owners, including Homeowner Associations. In order to be eligible for this incentive, all permitting must be complete and recycled water must be available at the project site at the time of application. In addition, you must abide by the terms and conditions listed in the application.	This program provides incentives of $195 per acre-foot for five years of estimated water use, up to actual retrofit costs.	Applications are accepted on a continuous basis until funds are exhausted. Applications received after program funding is exhausted will be placed on a waiting list for possible funding only if additional funds become available for the program.	http://bewaterwise.com/on-site-retrofit-program.html	Once the application is approved, construction must begin within three months, recycled water service must be operational within seven months and invoices must be submitted within nine months from the date of approval. Reserved funds may be withdrawn for projects that do not meet all

Primary Project Benefit	Agency & Program Name	Program Description & Eligible Projects	Eligible Applicants	Funding Amount & Cost Share/Funding Match	Due Date	Link to Guidelines / Application	Comments
Water Supply, Reliability and Efficiency	**California State Water Resources Control Board - Water Recycling Funding Program Grants & Loans**	The Program promotes the beneficial use of treated municipal wastewater (water recycling) in order to augment or offset fresh water supplies in California by providing technical and financial assistance to agencies and other stakeholders in support of water recycling projects and research.	Only local public agencies are eligible to receive a planning grant. Depending upon the funding source, eligible applicants for construction programs are local public agencies, 501(c)(3) nonprofit organizations qualified to do business in California, public utilities, federally recognized Indian tribes, and mutual water companies.	Planning Grants: 50% of total study costs ($75,000 max); Construction Grants: 35% of total project costs ($15 million max); Construction Loans: Low interest loans with up to 30 year term based. At least 50 percent local cost share match must be provided.	Applications are accepted on a continuous basis.	https://www.waterboards.ca.gov/water_issues/programs/grants_loans/water_recycling/docs/wrfp_guidelines.pdf	
Water Supply, Reliability and Efficiency	**US Environmental Protection Agency (EPA) WaterSense Rebate Program offered through MWDOC**	MWDOC receives EPA WaterSense funding to offer rebates to its service area for Smart Sprinkler Timers and Central Computer Irrigation Controller Systems and Sprinkler Nozzles	Applicant must be located in MWDOC's service area.	Weather-based irrigation controllers: Smart Residential Rebate Level: $80, or more in select areas, for properties less than one acre-or- $35 per station for properties greater than one acre. Commercial Rebate Level: $35 per station for all properties. Sprinkler Nozzles: Residential Rebate Level: $2 (or more) per nozzle, with a 30 nozzle minimum. Commercial Rebate Level: $2 (or more) per nozzle, with a 30 nozzle minimum.	Rebates are subject to availability and retail water agency participation. Rebate applications can be submitted on a continuous basis.	https://www.mwdoc.com/save-water/rebates/smart-sprinkler-timers/	
Water Supply, Reliability and Efficiency	**California Department of Water Resources (DWR) - Integrated Regional Water Management (IRWM) Proposition 1**	Water reuse and recycling; water-use efficiency and water conservation; surface and underground water storage; water conveyance facilities; watershed protection, restoration, and management; conjunctive use; decision support tools; improvement of water quality; stormwater resource management.	Public agencies, Non-profit organizations, Public utilities, Federally recognized Indian Tribes, State Indian Tribes, Mutual water companies are eligible applicants.	Total available for the South Orange County (OC) Watershed Management Area (WMA) IRWM is ~$4,872,800, which will be divided among top priority projects, ranked by the region. North/Central OC WMA will need to contact Santa Ana Watershed Project Authority (SAWPA) for total funding available.	Sep 2018 - DWR release of final PSP Oct 2018 - 3 Public Meetings - north, central, and south Late Fall 2018 - Final PSP. April 2019 and later - DWR to work/meet with each IRWM region and will have staggered due dates based on timing with working with DWR.	https://www.water.ca.gov/Work-With-Us/Grants-And-Loans/IRWM-Grant-Programs/Proposition-1	This funding program is administered through the County of Orange, OC Watersheds. Interested applicants must submit a project scoresheet to either the North/Central OC WMA or South OC WMA.
Water Supply, Reliability and Efficiency	**California Department of Water Resources - Save Our Water Rebates Proposition 1, Chapter 7**	Turf Replacement Initiative. One-time $2/square foot rebate for turf removed and replaced with a minimum of 25% coverage of drought-tolerant plants. The maximum turf rebate is $2,000. An institutional program is also available.	On-line applications are available.	$3 million remaining funds available for residential turf replacement and $1 million remaining for institutional turf removal.	Rebates will be accepted on a first-come, first-served basis. Interested applicants submit their application as soon as possible.	saveourwaterrebates.com/	
Water Supply, Reliability and Efficiency	**California Department of Water Resources - CalConserve Revolving Fund Proposition 1 Chapter 7, §79746(a)**	Water conservation & water use efficiency. CalConserve Water Efficiency Revolving Fund loans for local agency customer water saving upgrades and repairs. Also for leak detection and repair. Zero interest loans for local agencies to fund residential water use efficiency upgrades and/or leak detection repair.	Local Agencies: any city, county, city and county, municipal utility district, community services district, sanitary district, sanitation district, water district as defined in Section 20200, public water system as defined in Section 116275 of the Health and Safety Code, or private water company under the jurisdiction of the Public Utilities Commission.	$6.75 remaining funds available; $1.75 million for water use efficiency pilot programs; $5 million for leak detection and repair	The application period is open on a continuous basis as long as funds are available.	https://www.water.ca.gov/Work-With-Us/Grants-And-Loans/CalConserve-Water-Use-Efficiency-Loan-Program	

Primary Project Benefit	Agency & Program Name	Program Description & Eligible Projects	Eligible Applicants	Funding Amount & Cost Share/Funding Match	Due Date	Link to Guidelines / Application	Comments
Water Supply (Recycling)	**California State Water Resources Control Board - Clean Water State Revolving Fund Program**	Low-interest loan financing for eligible water projects. Eligible projects include wastewater treatment, local sewers, water reclamation and stormwater treatment.	Eligible entities include: any city, town, district, or other public body created under state law, including state agencies; any designated and approved management agency under Section 208 of the Clean Water Act; a 501(c)(3).	No maximum funding limit; no maximum disbursement limit. • Interest rate is ½ of the most recent General Obligation Bond Rate at time of funding approval. (Most recent data, March 9, 2017, indicates interest rate as 1.8%). • Financing term is up to 30 years or the useful life of the project. • Repayment begins 1 year after completion of construction. Applicant submits complete application package including general, financial, technical, and environmental packages.	Applications accepted on a continuous basis.	https://www.waterboards.ca.gov/water_issues/programs/grants_loans/srf/srf_forms.shtml	Contact the Division as early as possible to coordinate your financing with your project's schedule. Contact info: CleanWaterSRF@waterboards.ca.gov or phone (916) 327-9978.
Water supply	**California State Water Resources Control Board - Public Water System Drought Emergency Response Program**	Interim and/or permanent solutions for community water systems and public water systems owned by school districts, suffering drought related water outages or threatened emergencies, including: Interties, well modification, new wells, hauled/water/interim water, source alternatives, planning and construction. All drought related funding requests begin at the local level.	Community Water Systems and Public water systems owned by a School District. The eligible recipient must contact their respective SWRCB Drinking Water District Office that will assist recipients by generating funding requests in the form of PWSDER Request Memos. SWRCB Drinking Water District Offices transmit each PWSDER Request memo to SWRCB - Division of Financial Assistance for final funding determination.	Emergency funding may not exceed $500,000 per project.	Application accepted on a continuous basis.	https://www.waterboards.ca.gov/drinking_water/certlic/drinkingwater/documents/drought/PWSDE%20-%20Drought%20Emergency%20-%20Criteria(Guidelines)%203-28-14-final.pdf	
Water Supply	**California State Water Resources Control Board - Interim Emergency Drinking Water**	Interim emergency drinking water to disadvantaged communities with a contaminated water supply. In summary, a total of $19 million in funding from the CAA is available for disadvantaged communities to address interim emergency drinking water needs due to drought related emergencies or threatened emergencies, and contaminated water supplies: Bottled Water; Well Repair, Well Rehabilitation, and Replacement; Vending Machines; Point of Use Devices (for example, Filtration); Hauled Water; Emergency Interties; Treatment Systems	Public Agencies (that serve disadvantaged communities); Community Water Systems (that serve disadvantaged communities); Not-for-Profit Organizations (that serve disadvantaged communities); Tribal Governments (that serve disadvantaged communities)	An eligible recipient may request emergency funding for only one (1) project per drinking water emergency or threatened emergency. Emergency funding will generally be limited to $500,000 per project. Cost share TBD.	Applications accepted on a continuous basis.	https://www.waterboards.ca.gov/water_issues/programs/grants_loans/caa/dw_droughtfund/docs/funding_guidelines.pdf	
Water Quality, Water Supply, Reliability and Efficiency	**Resources Legacy Fund (Private Foundation)**	Sustaining California's Ocean; Sustainable Fisheries Fund; California Fisheries Improvement Strategy; California Coastal Program. Land-Sea Connection – Seeks to advance the ecological resilience of California coastal and marine ecosystems in response to a wide range of threats, including the emerging impacts of climate change, by better integrating conservation efforts focusing on watersheds and targeting land-based threats to water quality and ocean health.	N/A	Varies program to program, $500,000 average maximum.	Foundation does not accept unsolicited applications; requires an introductory meeting with program officer. Foundation will then invite applicants to submit LOI	http://resourceslegacyfund.org/areas-of-focus/	

Primary Project Benefit	Agency & Program Name	Program Description & Eligible Projects	Eligible Applicants	Funding Amount & Cost Share/Funding Match	Due Date	Link to Guidelines / Application	Comments
Water Quality, Water Supply, Reliability and Efficiency	**Coca-Cola Foundation (Private Foundation)**	Water: access to clean water, water conservation and recycling. Does not fund projects to acquire or improve land, building or equipment. They are unable to provide support for construction or renovation projects. Has history of funding dams and wells, ram pump technology, wastewater treatment, watershed restoration, soil conservation and restoration, sustainable agriculture and water reduction needs, lake restoration, hydration centers, water sanitation. Strong international focus.	Open to public agencies and nonprofits.	There is no dollar limitation for grant requests.	The Coca-Cola Company and its affiliated foundations accept applications for contributions, fundraising dinners, and community sponsorships year-round.	https://www.coca-colacompany.com/our-company/the-coca-cola-foundation	Applications must be submitted electronically using the link provided.
Water Quality (Coastal)	**California State Water Resources Control Board - Clean Beaches Initiative Grant Program**	Projects to Improve Coastal Water Quality. Implementation projects included in Stormwater Resource management Plans.	Public agencies, nonprofit organizations, public utilities, federally recognized Indian tribes, state Indian tribes listed on Native American Heritage Commission's California Tribal Consultation List, and mutual water companies.	To be determined based on appropriations and available funds. Minimum grant is $150K and maximum is $5M. Cost share: 20% for Projects $1,000,000 to $5,000,000 (inclusive); 15% for Projects less than $1,000,000; 75% for sewer infrastructure Projects. Disadvantaged community match: 10% for Projects $1,000,000 to $5,000,000 (inclusive); 5% for Projects less than $1,000,000.	Funds to be expended through the Proposition 1 Storm Water Program solicitation. - Planning and Implementation Round 1: CLOSED - Implementation Round 2: Tentative for Late 2018 or Early 2019	www.waterboards.ca.gov/water_issues/programs/beaches/cbi_projects/index.shtml	
Water Quality	**California State Water Resources Control Board - Orphan Site Cleanup Fund**	The Orphan Site Cleanup Fund (OSCF) is a grant program within the Division of Financial Assistance. The OSCF Program provides financial assistance to eligible applicants for the cleanup of sites contaminated by leaking petroleum underground storage tanks (USTs) where there is no financially responsible party, and the applicant is not an eligible claimant to the UST Cleanup Fund.	• Grantee is not eligible for the UST Cleanup Fund. • Grantee did not cause or contribute to release. • Grantee has no affiliation with a person who caused or contributed to the release. • Principal source of contamination is from a petroleum UST. • No financially responsible party has been identified to pay for the cleanup costs.	The OSCF program is no longer limited to funding only brownfield sites. The maximum amount of grant monies available for an eligible occurrence is $1.5 million for grant applications filed before January 1, 2015. The maximum amount of grant monies available for an eligible occurrence drops to $1 million for any grant application filed on or after January 1, 2015.	Application accepted on a continuous basis. Funding is available for grant applications filed before January 1, 2015 and on/after January 1, 2015.	https://www.waterboards.ca.gov/water_issues/programs/ustcf/oscf.shtml	
Water Quality	**CalRecycle Supplemental Environmental Project Funding**	CalRecycle has developed a policy and procedures for supplemental environmental projects (SEP), per AB 1071 which intends to direct additional resources to disadvantaged communities to appropriately address environmental health impacts in these communities through the implementation of SEPs. A supplemental environmental project allows entities in violation of environmental laws to voluntarily undertake environmental projects as part of a settlement of an enforcement action. AB 1071 intends SEPs to include a focus on benefiting disadvantaged communities and engaging community-based organizations.	DACs and community-based organizations	The amount of the SEP may be up to 50% of the settlement penalties.	Projects may be submitted all year round.	http://www.calrecycle.ca.gov/EnvJustice/SEP/	To apply, fill out the proposal form here: https://calepa.ca.gov/sep-proposal-form/. For additional information on submitting a SEP proposal, please read CalRecycle's SEP Criteria and Categories document or e-mail EnvironmentalJustice@calrecycle.ca.gov.
Water Quality	**California State Water Resources Control Board - Supplemental Environmental Projects (SEPs)**	Supplemental Environmental Projects (SEPs) are environmentally beneficial projects that a settling party agrees to undertake in the settlement of an action to offset a portion of a civil penalty. The State Water Board supports the inclusion of SEPs in the settlement of an enforcement action, so long as these projects meet the criteria specified in the SEP Policy to ensure that the selected projects have environmental value, further the enforcement goals and other important policies of the Water Boards, and are subject to appropriate input and oversight by the Water Boards.	Public entities and stakeholder organizations (NGOs) with projects in areas governed by the Water Board. A more defined public process for soliciting potential SEPs is part of the proposed SEP Policy amendment.	Amount of SEP: Administrative civil liabilities and civil penalties assessed under the Water Code are paid into special funds for specific environmental purposes. The State Water Board has a strong interest in monitoring the use of funds for SEPs that would otherwise be paid into accounts for which it has statutory management and/or disbursement responsibilities. No settlements shall be approved by the Water Boards that fund a SEP in an amount greater than 50 percent of the total adjusted monetary assessment against the settling party. The total adjusted monetary assessment is the total amount assessed, exclusive of a Water Board's investigative and enforcement costs.	Applications accepted on a continuous basis. The Water Boards are currently seeking proposals for SEPs to be compiled into a statewide proposed SEP list. This list will be available to the public and updated on a quarterly basis.	https://www.waterboards.ca.gov/water_issues/programs/enforcement/sep.html	Matthew Buffleben at Matthew.Buffleben@waterboards.ca.gov can also assist in connecting you with the appropriate Regional Water Board or State Water Board Division contact.

Primary Project Benefit	Agency & Program Name	Program Description & Eligible Projects	Eligible Applicants	Funding Amount & Cost Share/Funding Match	Due Date	Link to Guidelines / Application	Comments
Water Quality	**California State Water Resources Control Board - Agricultural Drainage Management Loan Program**	The Agricultural Drainage Management Loan Program, created by Proposition 204 and distributed through the Agricultural Drainage Management Subaccount, provides loan and grant funding for Drainage Water Management Units. Drainage Water Management Units are land and facilities for the treatment, storage, conveyance, reduction or disposal of agricultural drainage water that, if discharged untreated, would pollute or threaten to pollute the waters of the State. This program is available to any city, county, district, joint power authority, or other political subdivision of the State involved with water management.	Eligible Applicants include any city, county, district, joint powers authority or other political subdivision of the State involved with water management.	Total of $10.44 Million available. Loan repayments are for a period of up to 20 years	Continuous application process.	https://www.waterboards.ca.gov/water_issues/programs/grants_loans/agdrain/agdrain_mgmt.shtml	Conny Mitterhofer Senior Water Resource Control Engineer Division of Financial Assistance (916) 341-5720
Water Quality	**California State Water Resources Control Board - Agricultural Drainage Loan Program**	The Agricultural Drainage Loan Program was created by the Water Conservation and Water Quality Bond Act of 1986 to address treatment, storage, conveyance, or disposal of agricultural drainage water that threatens waters of the State. Projects must address treatment, storage, conveyance or disposal of agricultural drainage that threaten waters of the State.	Eligible Applicants include any city, county, district, joint powers authority or other political subdivision of the State involved with water management.	Total of $ 6.66 Million available. Loan repayments are for a period of up to 20 years	Continuous application process.	https://www.waterboards.ca.gov/water_issues/programs/grants_loans/agdrain/agdrain_loan.shtml#funding	Conny Mitterhofer Senior Water Resource Control Engineer Division of Financial Assistance (916) 341-5720
Water Quality	**California Department of Toxic Substances Control (DTSC) Supplemental Environmental Projects Funding**	DTSC's first Supplemental Environmental Project (SEP) Policy encourages projects that benefit California communities most burdened by environmental harm, and demonstrates DTSC's commitment to environmental justice. SEPs are projects that: Improve the environment or public health; are voluntarily taken by a defendant in the settlement of an enforcement action; may offset a portion of a penalty; and go beyond compliance with legal requirements. Please Note: CalEPA has requested that all project proposals be submitted through their form. CalEPA staff will then forward projects to the corresponding agencies.	Public or non-profit (NGO) entity with a project that meets the following: Prioritizes projects in communities where a violation occurred; Prioritizes projects in environmental justice communities and disadvantaged communities; Identifies federally recognized Native America tribes as potential recipients of SEPs; and	Provides the option to allocate up to 50% of fines and penalties to a SEP	DTSC is currently seeking project proposals that could be funded.	http://www.dtsc.ca.gov/GetInvolved/SEP/SEPs.cfm	To stay updated on all future announcements about SEPs, please send an email to sep-comment@dtsc.ca.gov. CalEPA's form can be found at their website here: https://calepa.ca.gov/supplemental-environmental-projects/
Water Quality	**California Department of Pesticide Regulation Supplemental Environmental Project Funding**	A Supplemental Environmental Project (SEP) is used to offset a portion of the civil penalties for violators illegally using pesticides and are environmentally beneficial projects that a respondent agrees to voluntarily undertake in settlement of an enforcement action. SEPs improve pesticide use to minimize potential impact to people and the environment, particularly in disadvantaged communities. A proposal form must be submitted, located at the following link: https://calepa.ca.gov/sep-proposal-form/	Public entities and stakeholder organizations (NGOs).	The amount of the SEP may be up to 50% of the settlement penalties.	DPR is currently seeking project proposals that could be funded.	http://www.cdpr.ca.gov/docs/enforce/enfords/sep_policy.htm	For content questions, contact: Marta Barlow, Acting Chief Counsel Phone: (916) 324-2666 E-mail: Marta.Barlow@cdpr.ca.gov
Water Quality	**California Air Resources Board Supplemental Environmental Project Funding**	The Supplemental Environmental Project (SEP) Policy allows community-based projects to be funded from a portion of the penalties received during settlement of enforcement actions. SEPs can improve public health, reduce pollution, increase environmental compliance, and bring public awareness to neighborhoods most burdened by environmental harm. ARB has a policy for allowing a SEP to be used in lieu of a portion of a penalty payment to mitigate the effects of a particular violation. Project proposals must meet all the following criteria: Reduce direct/indirect air emissions or exposure to air pollution (e.g. Diesel PM, NOx, Greenhouse gases, VOCs, etc.), Relate to the violation, Not benefit the violator, Go above and beyond regulatory requirements, & Pursuant to Assembly Bill 1071, higher consideration will be given to projects within or that benefit disadvantaged communities.	Public entities and stakeholder organizations (NGOs).	The amount of the SEP may be up to 50% of the settlement penalties.	ARB is currently seeking project proposals that could be funded.	https://www.arb.ca.gov/enf/seppolicy.htm	In order for a project to be considered for funding, a SEP Proposal Form with supporting documentation is required. To submit a proposal, please fill out a SEP Proposal Form available at the following link: https://calepa.ca.gov/sep-proposal-form/

Primary Project Benefit	Agency & Program Name	Program Description & Eligible Projects	Eligible Applicants	Funding Amount & Cost Share/Funding Match	Due Date	Link to Guidelines / Application	Comments
Water Education	**Metropolitan Water District of Southern California (MWD) - Community Partnering Program (CPP)**	The Community Partnering Program sponsors water-related educational outreach programs: community forums, workshops and water festivals, curriculum development for grades K-12, after-school programs, exhibits, promotional materials, and native plant garden signage. Applications will be evaluated on their ability to address key points: Supports the discussion of Metropolitan's broader regional benefits— water conservation, water-use efficiency, water quality, water reliability, or water supply; and supports community involvement and participation with other resource entities: regional, state or national institutions and/or MWD member agencies	Sponsorships for community-based organizations including nonprofit groups, professional associations, educational institutions and public agencies.	Applications must be submitted 30 days prior to the start date of the event or program. Requests for a maximum $2,000 award will be reviewed year-round and funds are awarded throughout the year. Funds are limited, however, and may be depleted prior to the ending of this fiscal year (June 30). Combined administrative and labor expenses are limited to 20% (up to $400) of the total MWD sponsorship award.	Application period opened July 1, 2018 and are accepted until funds are depleted.	http://www.mwdh2o.com/inthecommunity/community-outreach	
Wastewater	**California State Water Resources Control Board - Clean Water State Revolving Fund Program Small Community Grant**	Program provides grants and technical assistance to small DACs for CWSRF-eligible wastewater projects. With regard to wastewater, these include both failing septic systems and failing outdated and undersized wastewater treatment plants. Small and/or DACs generally have higher per capita costs. Disadvantaged (median household income [MHI] of less than 80 percent of the statewide MHI) and severely disadvantaged (MHI of less than 60 percent of the statewide MHI) small communities face the additional burden of lower household incomes.	Eligible entities include: any city, town, district, or other public body created under state law, including state agencies; any designated and approved management agency under Section 208 of the Clean Water Act; a 501(c)(3).	Prop 1 allocates $260 million to the Clean Water State Revolving Fund (CWSRF) Small Community Grant (SCG) Fund. The State Water Board has an annual SCG appropriation of $8 million dollars, which is administered consistent with the CWSRF Intended Use Plan (IUP), and the CWSRF Policy. The Prop 1 funds will supplement existing SCG authority. Administering these funds as a part of the CWSRF Program allows grant funds to be easily leveraged with low-interest financing available through the CWSRF Program.	Applications accepted on a continuous basis.	https://www.waterboards.ca.gov/water_issues/programs/grants_loans/small_community_wastewater_grant/projects.shtml	Contact the Division as early as possible to coordinate your financing with your project's schedule. Contact info: CleanWaterSRF@waterboards.ca.gov or phone (916) 327-9978.
Flood Management, Water Quality	**California Department of Water Resources - Urban Streams Restoration Program**	Technical assistance for The Urban Streams Restoration Program provides grants to local communities for projects to reduce flooding and erosion and associated property damages; restore, enhance, or protect the natural ecological values of streams; and promote community involvement, education, and stewardship.	Local public agencies or nonprofit/citizens groups.	No grant solicitation is scheduled for 2018.	Solicitation for Technical Assistance is open and continuous statewide on a first come first serve basis.	https://www.water.ca.gov/Work-With-Us/Grants-And-Loans/Urban-Streams	
Energy	**David and Lucile Packard Foundation**	Increasing energy efficiency across all sectors; help ensure that fishing and marine aquaculture are sustainable and to protect places that are vital to maintaining biodiversity and wild fish stocks; Understand and proactively address the impacts of greenhouse gas emissions on the ocean.	Grants are made only for charitable, educational, or scientific purposes, primarily from tax-exempt charitable organizations. The Packard Foundation does not fund the following: Lobbying and activities to influence specific legislation, Conference fees and tuition assistance, Religious organizations, Individuals	Depending on budget size and introductory conversation with program officer.	LOIs accepted on a continuous basis.	https://www.packard.org/what-we-fund/ocean/	
Energy	**Southern California Edison - Self Generation Incentive Program (SGIP)**	The Self-Generation Incentive Program (SGIP) provides financial incentives for the installation of new qualifying technologies that are installed to meet all or a portion of the electric energy needs of a facility. The purpose of the SGIP is to contribute to Greenhouse Gas (GHG) emission reductions, demand reductions and reduced customer electricity purchases, resulting in the electric system reliability through improved transmission and distribution system utilization; as well as market transformation for distributed energy resource (DER) technologies.	Residential, commercial, industrial, government and non-profit customers who install qualifying types of distributed generation to meet all or a portion of their own energy needs.	SGIP offers rebates	Applications accepted on a continuous basis.	https://www.selfgenca.com/home/about/	All SGIP applications and required documents at all stages of the application process must be submitted via the SGIP online application database at www.selfgenca.com. Mailed, emailed, faxed or hand delivered applications will not be accepted.
Energy	**California Infrastructure and Economic Development Bank (IBank) - California Lending for Energy and Environmental Needs (CLEEN) Center**	Provide financing for public infrastructure projects such as: • Energy Efficiency • Renewable Energy Sector • Energy Storage • Water Sector • Alternative Technologies • Alternative Fuels • Transportation • Statewide Energy Efficiency Program (SWEEP) • LED Street Lighting Program (LED Program)	Eligible Applicants include, but are not limited to: any subdivision of a local government, including cities, counties, special districts, assessment districts, joint powers authorities and non-profit corporations (as deemed eligible).	The ISRF Program provides financing to public agencies and non-profit corporations, sponsored by public agencies, for a wide variety of infrastructure and economic development projects (excluding housing). ISRF Program funding is available in amounts ranging from $50,000 to $25 million with loan terms for the useful life of the project up to a maximum of 30 years	Applications accepted on a continuous basis.	http://www.ibank.ca.gov/cleen-center/	

APPENDIX C
FUTURE POTENTIAL FUNDING OPPORTUNITIES

Primary Project Benefit	Agency & Program Name	Program Description & Eligible Projects	Eligible Applicants	Funding Amount & Cost Share/Funding Match	Due Date	Link to Guidelines / Application	Comments
Funding Applications with Past or Anticipated Deadlines							
Water Supply, Reliability and Efficiency, Water Quality	**US Bureau of Reclamation - Basin Studies**	Through the Basin Studies, Reclamation works with States, Indian tribes, local partners, and other stakeholders in a cooperative manner to evaluate the ability to meet future water demands within a river basin and to identify adaptation and mitigation strategies to address the potential impacts of climate change.	States, tribes, water districts, cities, and other local governmental entities with water delivery or management authority located in the western United States	Basin Studies are not a financial assistance program Reclamation Cost Share: 50% Non-Federal Cost Share: 50% or greater	Request for Letters of Intent sent out in November 2017 and was due in **January 2018.**	https://www.usbr.gov/watersmart/bsp/index.html	
Flood Management	**California Department of Water Resources - Flood Emergency Response Projects Grants**	This grant is designed to provide funding for local emergency responders in California, outside the legal Delta, to improve their capacity to respond to flood emergencies. implementation of the Flood Emergency Response Program outside of the legal Delta. Funding will be prioritized through three sequential steps: 1) Planning & Coordination, 2) Training & Exercises, and 3) Facilities, Equipment, & Supplies	California public agencies with primary responsibility for flood emergency response and coordination are eligible to apply. "Primary responsibility for flood emergency response and coordination" applies to counties, cities, flood control districts, reclamation districts, local maintaining agencies, and Tribal governments in California. The geographic scope of this grant is statewide with the exception of the legal Delta.	$5 million total available. Although a funding match is not a requirement of this grant, fully or partially matched funds will be taken into account when determining the overall value of the project.	Applications due **January 29, 2018**	https://www.water.ca.gov/Work-With-Us/Grants-And-Loans/Flood-Emergency-Response-Projects-Grants	
Water Supply, Reliability and Efficiency, Water Quality	**US Bureau of Reclamation - Cooperative Watershed Management Program**	Funding will be provided for Phase I activities, including the establishment or expansion of an existing watershed group. Funding will be provided for Phase II activities, for watershed management projects. Funding will be provided for Phase II activities, for watershed management projects.	States, Indian tribes, local and special districts (e.g., irrigation and water districts), local governmental entities, and non-profit organizations that are located in the western United States	Reclamation anticipates that approximately $1.5 million will be available for this FOA. Up to $50,000 may be awarded to an applicant per year, for a period of up to two years. Cost Share: No non-Federal cost-share required for Phase I activities. For Phase 2, up to $100,000 available for projects with cost share: 50% or greater.	Applications were due **January 31, 2018.** For Phase 2, FOA will be posted in Spring (March 2018).	https://www.usbr.gov/watersmart/cwmp/index.html	
Water Quality	**California State Water Resources Control Board - 319(h) Non-point Source Grant Program**	Grant funds to implement projects or programs that reduce Nonpoint Source (NPS) pollution. Projects that qualify for funding must be conducted within the state's NPS priority watersheds. Project proposals that address Total Maximum Daily Load implementation and problems in impaired waters are favored. The NPS Grant Program funds projects that implement forest management measures on forest lands to improve water quality. There is also a focus on implementing management activities to reduce or prevent pollutants that threaten or impair surface and ground waters.	Public Agencies, Local Agencies, Non-profits, Indian Tribes.	$4.5 million total, with $75K to $125K per planning project, and $250K to $750K per implementation project. Maximum grant project period is three years. Requires 25% match unless waiver of match is approved.	Application due **February 8, 2018** Annual solicitation, with applications through FAAST.	www.waterboards.ca.gov/water_issues/programs/nps/319grants.shtml	For questions or comments about the Nonpoint Source Grant Program please contact Jodi Pontureri, Div. of Water Quality by email at Jodi.Pontureri@waterboards.ca.gov or phone at (916) 341- 5306.
Water Supply, Reliability and Efficiency	**US Bureau of Reclamation WaterSMART Grants - Reservoir Operations Alternatives—Calculating Economic Effects**	Develop a methodology for analyzing the economic effects of reservoir operating alternatives. Applicants under this FOA may request funding for projects that include both (i) a technical study that develops a methodology for analyzing the economic effects of reservoir operating alternatives and potential improvements and (ii) a transferable tool for reservoir operators to use to estimate the benefits of specific reservoir operating alternatives and potential improvements.	States, tribes, irrigation districts, water districts, universities, nonprofit research institutions, organizations with water or power delivery authority, or nonprofit organizations	Up to $150,000. Cost Share: 50 percent or more of total project costs	Application due: **February 27, 2018**	N/A	

Primary Project Benefit	Agency & Program Name	Program Description & Eligible Projects	Eligible Applicants	Funding Amount & Cost Share/Funding Match	Due Date	Link to Guidelines / Application	Comments
Water Supply, Reliability and Efficiency	**US Bureau of Reclamation - Agricultural Water Use Efficiency Grants (Ag WUE)**	The Bureau of Reclamation and the Natural Resources Conservation Service are collaborating to make federal funding available in California to improve the efficiency of agricultural water use throughout the state. The projects funded through this partnership will help communities build resilience to drought, including the modernization of their water infrastructure and efficiently using scarce water resources, while supporting the agricultural economy. Eligible projects: directly enabling on-farm water conservation or water use efficiency projects that can be undertaken by farmers and ranchers. BOR and NRCS encourage water suppliers to work with farmers to identify roles suppliers play to facilitate and/or assist with on-farm improvements.	In accordance with Public Law 111-11, any eligible applicants are State, Indian tribe, irrigation district, water districts, or other organization with water or power delivery authority.	Reclamation's share of any one proposed project shall not exceed the grant funding amount specified in the FOA or 50 percent of the total project costs. Multiple applications from one entity for different projects may be submitted for consideration under this FOA. In addition, applicants may apply for funding of projects eligible under the other BDRWUE FOA. However, no more than $1,000,000 in FY2017 BDRWUE Grant funding will be awarded to any one entity.	Applications due **March 2018.** FOA expected on grants.gov in the Winter.	www.usbr.gov/mp/watershare/index.html	
Water Supply, Reliability and Efficiency	**US Bureau of Reclamation WaterSMART Grants - Desalination and Water Purification Research Program for fiscal year (FY) 2018**	The United States Department of the Interior (DOI), Bureau of Reclamation's (Reclamation) Desalination and Water Purification Research Program (DWPR) works with Reclamation researchers and partners to develop more innovative, cost-effective, and technologically efficient ways to desalinate or treat water. By providing financial assistance to such research and technology innovation, the DWPR program supports the Department of the Interior's priorities: • Creating a conservation stewardship legacy second only to Teddy Roosevelt • Utilizing our natural resources • Restoring trust with local communities • Striking a regulatory balance • Modernizing our infrastructure	Individuals, institutions of higher education, profit organizations, (See FOA Sec. C.1) State and local governmental entities, non-profit organizations, Federally-funded Research and Development Centers, United States-Mexico binational research foundations and interuniversity research programs, and Indian tribal governments and organizations. Foreign entities are not eligible for funding under the authorizing legislation for this program, except for the United States-Mexico binational entities as mentioned above. Federal agencies are not eligible to apply.	The President's FY 2018 budget request includes $1.753 million for research under the DWPR program. Reclamation anticipates awarding up to $1,200,000 for projects funded under this FOA. Funding Group I: Laboratory Scale projects. Up to $150,000 per applicant Funding Group II: Pilot Scale projects. Up to $200,000 per applicant per year, for a total of up to $400,000 over two years. For institutions of higher education and for United States-Mexico, binational research foundations and inter-university research programs, non-Federal cost share is not required but highly encouraged. All other applicants must provide at least 75 percent non-Federal cost share. This may be reduced if it is determined that the project is not feasible without increased Federal contributions. Under no circumstances will the Federal share of projects funded under this FOA exceed 50 percent of the total project costs.	Applications due **May 1, 2018,** 4:00 p.m. Mountain Daylight Time (MDT)	https://www.grants.gov/web/grants/view-opportunity.html?oppId=301097	
Water Supply, Reliability and Efficiency, Energy	**US Bureau of Reclamation WaterSMART Grants - Water and Energy Efficient Grants**	Projects that seek to conserve and use water more efficiently; increase the production of hydropower; mitigate conflict risk in areas at a high risk of future water conflict; enable farmers to make additional on-farm improvements in the future, including improvements that may be eligible for Natural Resources Conservation Service (NRCS) funding; and accomplish other benefits that contribute to water supply reliability in the western United States.	States, Indian tribes, irrigation districts, water districts, or other organizations with water or power delivery authority located in the western United States.	Up to $300,000 for projects to be completed within two years of award date; or Up to $1,000,000 for projects to be completed within three years from award date. Cost Share: 50% or greater.	Applications due **May 10, 2018.**	https://www.grants.gov/web/grants/search-grants.html?keywords=water%20and%20energy	
Water Quality	**Orange County Transportation Authority - Measure M, Environmental Cleanup Program (ECP), Tier 1 Fiscal Year**	Stormwater management: funding for equipment purchases and installation to existing catch basis and related best management practices such as screens, filters, inserts, and other "street-scale" low flow diversion devices.	Public agencies.	$2.8M available	Applications due **May 18, 2018**	http://www.octa.net/Projects-and-Programs/OC-Go/OC-Go-(2011-2041)/Water-Quality/Tier-1-Call-for-Projects/	
Water Supply, Reliability and Efficiency	**US Bureau of Reclamation - Water Conservation Field Services Program**	Pre-project activities such as planning and design to support water conservation and water efficiency programs. The four categories of pre-project activities are performing System Optimization Reviews, designing water management improvements, demonstration of innovative technologies, and development of water management plans.	States, Indian tribes, irrigation districts, water districts, or other organizations with water or power delivery authority located in the western United States.	Up to $100,000 for projects to be completed within two years from project start date. 50% cost-share: Project pre-award costs that have been incurred prior to the date of award but after January 1, 2017 may be submitted for cost-share.	Grant deadline **May 22, 2018.** Anticipate FOA release March 2019.	https://www.grants.gov/web/grants/search-grants.html	

Primary Project Benefit	Agency & Program Name	Program Description & Eligible Projects	Eligible Applicants	Funding Amount & Cost Share/Funding Match	Due Date	Link to Guidelines / Application	Comments
Water Quality, Water Supply, Reliability and Efficiency	**State of California Coastal Conservancy Prop 1 Grant Program**	Multi-benefit, water sustainability, protect and enhance anadromous fish habitat, wetland restoration, urban greening.	Public agencies, federal and state Indian tribes, public utilities, non-profits, mutual water companies.	$50M available. The Conservancy will award additional points to applicants with significant matching funds from nonstate sources. The amount of leveraged funding will be specifically identified in every staff recommendation for potential approval by the Conservancy Board. The Conservancy will provide a summary of the total leverage of Conservancy funds from all its grant programs in an annual financial report to the Conservancy Board	Applications due **June 8, 2018**. Grants are awarded during December 2018 Board meeting.	http://scc.ca.gov/grants/proposition-1-grants/	
Water Quality	**California Department of Fish and Wildlife - Watershed Restoration & Delta Water Quality and Ecosystem Restoration Grant Programs**	Watershed Restoration Program focuses on water quality, river, and watershed protection and restoration projects of statewide importance outside of the Sacramento-San Joaquin Delta. Funding shall only be used for projects that will provide fisheries or ecosystem benefits or improvements that are greater than required applicable environmental mitigation measures or compliance obligations, except for any water transfers for the benefit of subsection (d) of Section 3406 of the Central Valley Project Improvement Act.	Eligible entities include public agencies within California, nonprofit organizations registered with the California Secretary of State, public utilities, federally recognized Indian tribes, and mutual water companies.	TBD depending on final release of the guidelines (still in Draft period). Beginning in 2015, these grant programs are investing $285 million in projects of statewide importance outside of the Delta.	Final Solicitation Released 4/30/18. Proposals were due Wednesday, **June 13, 2018,** by 4:00 PM, PDT.	https://www.wildlife.ca.gov/Conservation/Watersheds/Restoration-Grants	CDFW anticipates awarding grants as early as August 2018, with grant agreement execution approximately six months from award date.
Water Quality	**California Department of Natural Resources - Environmental Enhancement and Mitigation Program**	Mitigation of environmental impacts for state transportation facilities.	State, local, federal, or 501c3 nonprofit organizations.	$7M available; grants for individual projects are generally limited to $500,000 each. Matching funds are not required for EEM Program grants. However, applications which include other sources of funds for the proposed project will be more competitive.	Applications due: **June 20, 2018.**	http://resources.ca.gov/grants/environmental-enhancement-and-mitigation-eem/	
Wetlands	**US Environmental Protection Agency - National Wetland Program Development Grants**	Projects that are designed to support state/tribal/local government program officials, staff, and/or other interested stakeholders, and address state/tribal/local government wetland program development or refinement. These projects should help state/tribal/local governments determine and examine wetland-related needs (e.g., wetland loss of acreage or function, public perception of the value of wetlands, and management of wetland resources); program development needs (i.e., Monitoring and Assessment, Voluntary restoration/Protection, Regulatory Approaches, and Wetland-Specific Water Quality Standards); and/or develop solutions to wetland-related challenges by creatively applying the full array of available planning, technical, outreach/education, and financial tools or developing such tools.	States, tribes, local government agencies, interstate agencies, and intertribal consortia; also universities that are agencies of a state government; non-profits are not eligible.	The total amount of expected federal funding available under this announcement is approximately $700,000 ($350,000 expected from FY 2018 and $350,000 expected from FY 2019), depending on Agency funding levels, the quality of proposals received, and other applicable considerations. EPA will fund a maximum of 75 percent of the total project cost. It is anticipated that approximately three to seven awards will be incrementally funded under this announcement. The federal portion of the awards for projects selected will range from $75,000 to $200,000, depending on the amount requested and the overall size and scope of the projects. It is anticipated that awards under this announcement will have one to four year project periods.	Applications due **June 21, 2018.**	https://www.epa.gov/sites/production/files/2018-05/documents/hq_fy18-19_wpdg_rfp_-_08_may_2018_final.pdf	Following EPA's evaluation of proposals, all applicants will be notified regarding their status. Final application(s) will be requested from those eligible entities whose proposal(s) has been successfully evaluated and preliminarily recommended for award. Those entities will be provided with instructions and a due date for submittal of the final application package.

Primary Project Benefit	Agency & Program Name	Program Description & Eligible Projects	Eligible Applicants	Funding Amount & Cost Share/Funding Match	Due Date	Link to Guidelines / Application	Comments
Energy	**South Coast Air Quality Management District (AQMD) Natural Gas Infrastructure Funding Opportunities**	Clean Transportation Funding™ to assist in the construction of Natural Gas Refueling Infrastructure within the South Coast Air Quality Management District (SCAQMD). This funding opportunity has at its core the following goals and objectives: □ Offer funding opportunities to most, if not all, entities interested in pursuing natural gas infrastructure projects, including public and private site owners, fleet owners, infrastructure providers, fuel providers, and school districts; □ Provide incentives for the construction or expansion of natural gas refueling stations; □ Provide an additional funding incentive for refueling stations that utilize natural gas produced from renewable sources; □ Offer incentives to fleets to upgrade their existing vehicle maintenance facilities to accommodate indoor maintenance of gaseous-fuel vehicles; □ Support the training of technicians in the maintenance of natural gas-fueled vehicles and infrastructure; □ Support fleets purchasing natural gas vehicles in compliance with the SCAQMD Fleet Rules, or pursuing vehicle incentives under the SCAQMD Carl Moyer	Most entities interested in implementing natural gas refueling station projects within the SCAQMD jurisdiction are welcome to participate in the Program.	The amount of MSRC Clean Transportation Funding™ allocated for the Natural Gas Infrastructure Program is $4,000,000. Of this amount, a maximum of $150,000 may be awarded for technician training. The MSRC has established a Geographical Funding Minimum for each county within the SCAQMD. The geographical funding minimum amount has been set at $500,000 per county. This funding set-aside guarantees a minimum level of funding for each county to implement natural gas infrastructure projects. At the end of the application submittal period, June 29, 2018, if any county has funds remaining in its geographical minimum, these funds will be made available to qualifying projects from any other county in order of receipt. The total of the MSRC funding award cannot exceed 50% of the Total Project Cost.	Applications due: **June 29, 2018.**	http://www.aqmd.gov/docs/default-source/grants/pa2017-07.pdf?sfvrsn=4	
Water Supply, Reliability and Efficiency	**California State Water Resources Control Board - Cleanup and Abatement Account (CAA) Interim Emergency Drinking Water Program**	For addressing the interim emergency drinking water needs of those communities that suffer from drought-related water outages or threatened emergencies and disadvantaged communities with a contaminated water supply. Eligible Projects (included, but not limited to) Bottled Water, Well Repair, Well Rehabilitation, and Replacement Vending Machines, Point of Use Devices, (for example, Filtration) Hauled Water, Emergency Interties, Treatment Systems, etc.	Eligible recipients are the following: (1) A public agency that serves a disadvantaged community; (2) A tribal government that is serving a disadvantaged community, (3) A not-for-profit organization serving a disadvantaged community; or (4) A community water system that serves a disadvantaged community.	Emergency funding will generally be limited to $500,000 per project, including both grant and direct expenditures, unless the State Water Board determines that the size of the community and nature of the emergency require a greater expenditure of funds to adequately address the emergency. Total funds available: $19 Million.	Funds must be encumbered by June 30, 2016 and spent by **June 30, 2018.** Applications can be submitted on a continuous basis through FAAST until funds exhausted.	www.waterboards.ca.gov/water_issues/programs/grants_loans/caa/dw_droughtfund/	

Primary Project Benefit	Agency & Program Name	Program Description & Eligible Projects	Eligible Applicants	Funding Amount & Cost Share/Funding Match	Due Date	Link to Guidelines / Application	Comments
Water Supply, Reliability and Efficiency, Park	**California Department of Parks and Recreation - Land and Water Conservation Fund, FY2018 Outdoor Recreation Legacy Partnership Program**	The purpose of the LWCF ORLP is to provide grants to acquire and/or develop public lands for outdoor recreation purposes consistent with the purposes of the LWCF, but with the further specific goals of funding projects that: - Are located within or serve jurisdictions delineated by the Census Bureau from the 2010 Census as "urbanized areas," that is, areas with a population of 50,000 or more people and consisting of densely settled territory. - Are located in or are directly accessible to neighborhoods or communities that are underserved in terms of parks and recreation resources and where there are significant populations of people who are economically disadvantaged.	States and eligible sub-recipients, including: *other state agencies, local units of government (state political subdivisions such as cities, counties, and special purpose districts such as park districts), and federally-recognized Indian Tribes. Further, for a project to be eligible the sub-recipient (project sponsor) must: - Represent a city jurisdiction of at least 50,000 people*, AND - Be named as one of the 497 urbanized areas delineated by the Census Bureau OR be a jurisdiction that lies geographically within one of the delineated urbanized areas. - If the project sponsor is a state agency or a county, the project must serve one or more of the urbanized area jurisdictions as described above.	Estimated Amount of Funding Available per Award: Project sponsors must request a minimum of $250,000 and may request up to a maximum of $750,000. Match: dollar for dollar (1 to 1); applicants will have to demonstrate they can fund 100% of the project costs; then will be reimbursed for 50% of that total. Applicant must be able to cash flow 100% of the project without LWCF. The FY18 ORLP competition will make available up to $13.3 million appropriated by Congress in FY17 ($12 million) plus some unused funds from FY16.	Applications due: **July 6, 2018**	https://www.parks.ca.gov/?page_id=21360	
Parks	**California Department of Parks and Recreation - Recreational Trails Program**	Provides funding to develop and maintain recreational trails and trails-related projects for both motorized and non-motoried Recreational Trails use. Eligible non-motorized projects: acquisition of easements and fee simple title to property for recreational trails or corridors; development and rehabilitation of trails, trailside and trailhead facilities; construction of new trails. Eligible motorized projects: same as non-motorized with the addition of: maintenance of existing trails; purchase and lease of trail construction and maintenance equipment; assessment of trail conditions; and education programs to promote safety and environmental protection related to trails.	Cities, counties, and districts, state and federal agencies, non-profit organizations with management responsibilities of public lands	Maximum amount of RTP funds allowed for each project is 88% of the total project cost; applicant is responsible for obtaining a match amount that is at least 12% of the total project cost.	Funding Opportunity Announcement anticipated for release 2019/2020	https://www.parks.ca.gov/?page_id=24324	
Water Quality, Water Supply, Reliability and Efficiency, Park	**California Department of Housing and Community Development - Community Development Block Grant (CDBG) Program**	Project must "principally" benefit low/moderate income persons/households. For example: a) create or improve a park in a community where at least 51% of residents are low/moderate income. b) Upgrade public access to a facility for ADA compliance, c) Pay for project feasibility study, final plans and specs, site acquisition and construction, and grant administration costs of parks, Installation of ADA improvements in public facilities. 1)Community Development Allocation (CD -- formerly the General Allocation) Activities: Community Development, Native American, Colonia, Planning and Technical Assistance; 2) Economic Development Allocation (ED) Activities: Over-the-Counter (OTC), Enterprise Fund, Business Assistance, Microenterprise Assistance, Planning and Technical Assistance, 3) Drought-Related Lateral Program: Lateral pipes and connectors, Connection fees, Abandonment of dry wells	Cities or counties that are not under HUD's CDBG entitlement program Jurisdictions can fund their own facilities or pass funds through to special districts or agencies	Funding limits vary by activity as specified in each NOFA. Six Types of Activities: 1-Housing Assistance, 2-Public Facilities, 3-Infrastructure and Infrastructure in Support of Housing, 4- Public Services, 5-Planning and Technical Assistance, and 6-Economic Development. Cash Match Requirements - The PTA activity requires local matching funds to be committed to the activity, the required commitment is five percent of the total funding amount.	Notice of Funding Availability (NOFA) scheduled for **release in 2018.** Jurisdiction sets type of financing and terms (grants vs. loans)	http://www.hcd.ca.gov/grants-funding/active-funding/cdbg.shtml	

Primary Project Benefit	Agency & Program Name	Program Description & Eligible Projects	Eligible Applicants	Funding Amount & Cost Share/Funding Match	Due Date	Link to Guidelines / Application	Comments
Water Supply, Reliability and Efficiency	**US Bureau of Reclamation WaterSMART Grants - Drought Response Program - Resiliency Projects**	Reclamation will provide funding for projects that will help communities prepare for and respond to drought. Typically, these types of projects are referred to as "mitigation actions" in a drought contingency plan. Reclamation will fund projects that will build resilience to drought by ● Increasing the reliability of water supplies ● Improving water management ● Providing benefits for fish and wildlife and the environment.	States, Indian tribes, irrigation districts, water districts, or other organizations with water or power delivery authority located in the western United States or United States Territories.	Up to $750,000 to implement projects that will build long-term resiliency to drought. Cost Share: 50% or greater.	Funding Opportunity Announcement anticipated for release **Nov. 2018**.	https://www.usbr.gov/drought/	
Water Supply, Reliability and Efficiency	**US Bureau of Reclamation - Bay Delta Restoration Water Use Efficiency (BDRWUE) Grants: CALFED Water Use Efficiency Grant Program**	Reduce existing irrecoverable losses, increasing the overall volume of available water; Achieve multiple state-wide benefits; Preserve local flexibility; and Build on existing water use efficiency programs. Proposals may include any type of implementation, demonstration, or pilot water use efficiency or conservation projects that have benefits to the California Bay-Delta.	State, Indian tribe, irrigation district, water districts, or other organization with water or power delivery authority. Applicants must also be located in the CALFED solution area as identified in the 1999 CALFED Programmatic Environmental Impact Statement/Environmental Impact Report.	Reclamation's share of any one proposed project shall not exceed the grant funding amount specified in the FOA or 50 percent of the total project costs. Multiple applications from one entity for different projects may be submitted for consideration under this FOA. In addition, applicants may apply for funding of projects eligible under the other BDRWUE FOA. However, no more than $1,000,000 in FY2012 BDRWUE Grant funding will be awarded to any one entity.	FOA expected on grants.gov in the **Fall 2018.**	www.usbr.gov/mp/watersjare/index/html	

Primary Project Benefit	Agency & Program Name	Program Description & Eligible Projects	Eligible Applicants	Funding Amount & Cost Share/Funding Match	Due Date	Link to Guidelines / Application	Comments
Funding Applications without Deadlines							
Water Quality, Water Supply, Reliability and Efficiency	**Walton Family Foundation (Private Foundation)**	Projects that sustain vibrant communities and natural resources. Ocean conservation work focuses on securing healthy, sustainable fisheries in the Americas – the U.S., Mexico, Peru and Chile – and Indonesia. Water in the West - creating a healthier Colorado River Basin (https://www.waltonfamilyfoundation.org/stories/water-in-the-west). Applicant must first submit a letter of inquiry. The letter should succinctly describe the organization and the proposed project, specify and briefly explain its relevance to a particular Walton Family Foundation funding area and initiative, and provide an estimate of the funds that would be requested.	Eligibility TBD	Varies program to program. FY16 Grant giving: $83,188,424 to environment.	Only solicited proposals are accepted; an organization interested in applying for a grant needs first to send a brief letter of inquiry.	https://www.waltonfamilyfoundation.org/our-work/environment	Letters of inquiry should be addressed to: Walton Family Foundation ATTN: Letter of Inquiry P.O. Box 2030 Bentonville, AR 72712
Water Supply, Energy	**California Department of Water Resources - Water Energy Grant Programs**	Implementation of water efficiency programs or projects that reduce greenhouse gas emissions, and reduce water and energy use. In 2014 and 2016 they funded these types of programs/projects: Commercial Water Efficiency or Institutional Water Efficiency Programs Residential Water Efficiency Programs that benefit Disadvantaged Communities Projects that reduce greenhouse gas, reduce water and reduce energy use Only projects with water conservation measures that also save energy.	Eligible applicant are local public agencies, joint powers authorities, or nonprofit organizations.	The funding for this solicitation of the Water-Energy grant program appropriated $19 million in funding from the GGRF (Health and Safety Code §39710 et seq.). The maximum grant award is $3 million per proposal, and DWR will not award more than $6 million per applicant. there is no mandated cost-share. However, if the total proposal costs exceed the maximum grant amount, then the applicants are required to document all costs and funding sources necessary to complete the scope of work, and must track the cost share on the DWR invoice form. Proposals that include a cost share may be provided a tie breaker advantage when preparing funding recommendations.	There are no open solicitations at this time. Projects funded in the 2014 and 2016 solicitations are in progress. 2016 awards were announced roughly 3-6 months after submission deadline closed.	https://www.water.ca.gov/Work-With-Us/Grants-And-Loans/Water-Energy-Grant-Programs	Updated PSP is not available as of April 2018; Soto Resources will continue to monitor status.
Water Supply, Reliability and Efficiency	**US Bureau of Reclamation - Drought Program: Emergency Response Actions**	Reclamation will continue to undertake emergency response actions under the Drought Response Program to minimize losses and damages resulting from drought, relying on the authorities in Title I of the Drought Act. Emergency response actions are crisis driven actions in response to unanticipated circumstances. Eligible emergency response actions are limited to temporary construction activities and other actions authorized under Title I that do not involve construction of permanent facilities, including water purchases and use of Reclamation facilities to convey and store water.	Applicant needs an existing drought contingency plan on file or a state governor or tribal leader drought declaration. Assistance must be requested in writing.	Up to $100,000 in Federal funds will be made available for each emergency response action. A non-Federal cost-share is not required; however, requests that include a non-Federal cost-share contribution will receive additional points in the evaluation criteria	Assistance is available through written request.	https://www.usbr.gov/drought/emergency.html	
Water Supply, Reliability and Efficiency	**US Bureau of Reclamation - Title XVI Feasibility Studies**	Funding for development of new Title XVI feasibility studies	Entities with water delivery authority, all located within the 17 western States or Hawaii	Up to $150,000 for feasibility studies to be completed within 18 months; or up to $450,000 for feasibility studies to be completed within 3 years Cost Share: 50% or greater	Status of the FOA TBD in Fall 2017 or Spring 2018		
Water Supply, Reliability and Efficiency	**US Bureau of Reclamation - Title XVI Research**	Funding for Title XVI water reuse research	Entities with water delivery authority, all located within the 17 western States or Hawaii	Up to $75,000 for planning related research, $150,000 for research at existing facilities, and $300,000 for research at new locations. Cost Share: 75% or greater	Status of the FOA TBD in Fall 2017 or Spring 2018.		

Primary Project Benefit	Agency & Program Name	Program Description & Eligible Projects	Eligible Applicants	Funding Amount & Cost Share/Funding Match	Due Date	Link to Guidelines / Application	Comments
Water Supply, Reliability and Efficiency Water Quality	**California Department of Water Resources - Safe Drinking Water – Contaminant Removal Technologies Pilot and Demonstration Projects**	Pilot and Demonstration Projects for Contaminant Removal Technologies for contaminants such as: • Petroleum products, • Nitrosodim- ethylamine, • Perchlorate, • Radionuclides, • Pesticides, • Herbicides, • Heavy metals, • Pharmaceuticals, and • Endocrine disrupters	Public water systems and California Native American Tribes under the regulatory jurisdiction of SWRCB (formerly CDPH) and other public entities.	Up to $5 million per grant Non-state cost share required. Designated funds are being held for disadvantaged communities. No match required for disadvantaged communities or small water systems (public water system serving less than or equal to 1,000 service connections or less than or equal to a population of 3,300).	TBD	TBD	Contact: Steve Giambrone (916) 653-9722
Water Supply, Reliability and Efficiency Water Quality	**California Department of Water Resources Safe Drinking Water – Contaminant Removal Technologies Ultraviolet and Ozone Treatment**	Drinking water disinfecting projects using Ultra Violet technology and ozone treatment.	Public water systems and California Native American Tribes under the regulatory jurisdiction of SWRCB (formerly CDPH) and other public entities.	Up to $5 million per grant. Non-state cost share required. Designated funds are being held for disadvantaged communities. No match required for disadvantaged communities or small water systems.	TBD	TBD	Contact: Steve Giambrone (916) 653-9723
Water Supply, Reliability and Efficiency, Water Quality	**US Bureau of Reclamation - Landscape Conservation Cooperatives**	Applied science projects that enhance the management of natural and cultural resources and have a nexus to water resource management in a changing climate within the Desert and Southern Rockies LCCs boundaries	States (including state agencies), tribes, irrigation districts, water districts, organizations with water or power delivery, universities, non-profit research organizations, and non-profit organizations	Up to $100,000 for projects to be completed within two years Cost Share: 50% or greater	TBD	N/A	
Water Supply, Reliability and Efficiency, Water Quality, Flood Management	**California Department of Water Resources - Urban Streams Restoration Program**	Technical assistance for the Urban Streams Restoration Program provides grants to local communities for projects to reduce flooding and erosion and associated property damages; restore, enhance, or protect the natural ecological values of streams; and promote community involvement, education, and stewardship.	Local public agencies or nonprofit/citizens groups.	No grant solicitation is scheduled for 2018.	No grant solicitation is scheduled for 2018.	https://www.water.ca.gov/Work-With-Us/Grants-And-Loans/Urban-Streams	

APPENDIX D

MWDOC MEMBER AGENCY PROJECTS AND POTENTIAL FUNDING OPPORTUNITIES

MWDOC MEMBER AGENCY PROJECTS AND POTENTIAL FUNDING									
Agency	**Project Title**	**Primary Project Benefit**	**Potential Current Funding Opportunities 1,2**						
City of Fountain Valley	Citywide Installation of Catch Basin BMPs and/or CDS units	Water Quality	CA SWRCB - Groundwater Sustainability Funding Program	CA SWRCB - Storm Water Management Grant Program	CA Ibank - Infrastructure SRF Program	CA SWRCB - Clean Beaches Initiative Grant Program	Resources Legacy Fund (Foundation)	Coca-Cola Foundation	
	Reservoir No. 2 Rehabilitation	Water Supply and Reliability	US EPA - Water Infrastructure Finance and Innovation Act (WIFIA) Loan	CA SWRCB - Drinking Water SRF Prop 1	CA IBank - Infrastructure SRF Program	CA IBank - CLEEN Center	CA DWR - IRWM Prop 1		
	Well No. 6 Rehabilitation	Water Supply and Water Quality	US EPA - Water Infrastructure Finance and Innovation Act (WIFIA) Loan	CA SWRCB - Groundwater Sustainability Funding Program	CA SWRCB - Public Water System Drought Emergency Response Program	CA SWRCB - Drinking Water SRF Prop 1	CA IBank - Infrastructure SRF Program	CA DWR - IRWM Prop 1	
	Well No. 8 Rehabilitation	Water Supply and Water Quality	US EPA - Water Infrastructure Finance and Innovation Act Loan	CA SWRCB - Groundwater Sustainability Funding Program	CA SWRCB - Public Water System Drought Emergency Response Program	CA SWRCB - Drinking Water SRF Prop 1	CA IBank - Infrastructure SRF Program	CA DWR - IRWM Prop 1	
	Well No. 8 Backup Emergency Generator Installation	Water Reliability	US EPA - FEMA Hazard Mitigation Grant Program						
	Well No. 8 VFD Installation Upgrade	Water Supply and Energy Efficiency	US EPA - Water Infrastructure Finance and Innovation Act (WIFIA) Loan	David and Lucille Packard Foundation					
	Well No. 11 Rehabilitation	Water Supply and Water Quality	US EPA - Water Infrastructure Finance and Innovation Act (WIFIA) Loan	CA SWRCB - Groundwater Sustainability Funding Program	CA SWRCB - Public Water System Drought Emergency Response Program	CA SWRCB - Drinking Water SRF Prop 1	CA IBank - Infrastructure SRF Program	CA DWR - IRWM Prop 1	
	Well No. 11 Backup Emergency Generator Installation	Energy and Water Reliability	US EPA - FEMA Hazard Mitigation Grant Program						
	Chlorine Generator Replacements	Water Supply and Water Quality	USBR - Water Conservation Field Services Program (2019)	CA SWRCB - Drinking Water SRF Prop 1					
	MWD Control Station Rehabilitation	Water Supply and Reliability	US EPA - Water Infrastructure Finance and Innovation Act (WIFIA) Loan	CA IBank - Infrastructure SRF Program	CA DWR - IRWM Prop 1				
	Walnut Storm Drain Pump Station Rehabilitation	Flood Management	US EPA - Water Infrastructure Finance and Innovation Act (WIFIA) Loan	CA IBank - Infrastructure SRF Program					
	Pipeline Condition Assessments	Water Reliability	Metropolitan Water District of Southern California - Future Supply Actions Funding Program						
	Water Main Replacement Project	Water Supply and Reliability	US EPA - Water Infrastructure Finance and Innovation Act (WIFIA) Loan	CA SWRCB - Drinking Water SRF Prop 1	CA IBank - Infrastructure SRF Program	CA DWR - IRWM Prop 1			
City of Huntington Beach	Trash Removal Project - Phase I	Water Quality	CA SWRCB - Groundwater Sustainability Funding Program	CA SWRCB - Storm Water Management Grant Program	CA IBank - Infrastructure SRF Program	CA SWRCB - Clean Beaches Initiative Grant Program	Resources Legacy Fund (Foundation)	Coca-Cola Foundation	
	Trash Removal Project - Phase II	Water Quality	CA SWRCB - Groundwater Sustainability Funding Program	CA SWRCB - Storm Water Management Grant Program	CA IBank - Infrastructure SRF Program	CA SWRCB - Clean Beaches Initiative Grant Program	Resources Legacy Fund (Foundation)	Coca-Cola Foundation	
	Water Well No. 8 H2S Odor Treatment and Well Upgrade with Natural Gas Engine	Water Supply, Water Reliability, Water Quality, and Energy	US EPA - Water Infrastructure Finance and Innovation Act (WIFIA) Loan	CA SWRCB - Groundwater Sustainability Funding Program	CA IBank - Infrastructure SRF Program	CA SWRCB - Drinking Water SRF Prop 1	CA DWR - IRWM Prop 1	Southern California Edison - Self-Generation Incentive Program	
	New Water Well No. 14	Water Supply, Water Reliability, and Energy	US EPA - Water Infrastructure Finance and Innovation Act (WIFIA) Loan	CA IBank - Infrastructure SRF Program	CA DWR - IRWM Prop 1	CA SWRCB - Public Water System Drought Emergency Response Program	Metropolitan Water District of Southern California - Local Resources Program		
City of Newport Beach	San Diego Creek Diversion/Trash Removal Project	Water Quality	CA SWRCB - Groundwater Sustainability Funding Program	CA SWRCB - Storm Water Management Grant Program	CA IBank - Infrastructure SRF Program	CA SWRCB - Clean Beaches Initiative Grant Program	Resources Legacy Fund (Foundation)	Coca-Cola Foundation	
City of Orange	Automatic Meter Reading	Water Supply, Reliability, and Efficiency	USBR - WaterSMART Water and Energy Efficiency Grant (2019 Cycle)	CA SWRCB - Drinking Water SRF Prop 1	CA DWR - IRWM Prop 1				

MWDOC MEMBER AGENCY PROJECTS AND POTENTIAL FUNDING									
Agency	**Project Title**	**Primary Project Benefit**	**Potential Current Funding Opportunities 1,2**						
	Orange Trash Capturing Devices	Water Quality	CA SWRCB - Groundwater Sustainability Funding Program	CA SWRCB - Storm Water Management Grant Program	CA IBank - Infrastructure SRF Program	CA SWRCB - Clean Beaches Initiative Grant Program	Resources Legacy Fund (Foundation)	Coca-Cola Foundation	
City of San Juan Capistrano	City-wide Equestrian Facility LID Improvement Project	Water Quality	US EPA - Water Infrastructure Finance and Innovation Act (WIFIA) Loan	CA SWRCB - Groundwater Sustainability Funding Program	CA SWRCB - Storm Water Management Grant Program				
City of Tustin	Irvine Boulevard Storm Drain Improvements	Flood Management	US EPA - Water Infrastructure Finance and Innovation Act (WIFIA) Loan	CA IBank - Infrastructure SRF Program					
	Simon Ranch Reservoir	Water Supply	US EPA - Water Infrastructure Finance and Innovation Act (WIFIA) Loan	CA SWRCB - Drinking Water SRF Prop 1	CA IBank - Infrastructure SRF Program	CA DWR - IRWM Prop 1			
	Citywide Installation of Catch Basin BMPs and/or CDS units	Water Quality	CA SWRCB - Groundwater Sustainability Funding Program	CA SWRCB - Storm Water Management Grant Program	CA IBank - Infrastructure SRF Program	CA SWRCB - Clean Beaches Initiative Grant Program	Resources Legacy Fund (Foundation)	Coca-Cola Foundation	
	Emergency Operations Center and City Corporate Yard	Water Quality	CA SWRCB - Groundwater Sustainability Funding Program	CA SWRCB - Storm Water Management Grant Program	CA IBank - Infrastructure SRF Program	CA DWR - IRWM Prop 1			
	Newport Avenue Extension	Flood Management	US EPA - Water Infrastructure Finance and Innovation Act (WIFIA) Loan	CA IBank - Infrastructure SRF Program					
	Tustin Legacy Linear Park	Park	CA DPR - Land and Water Conservation Fund (2019/20)	CA DPR - Recreational Trails Program (2019/20)					
City of Westminster	Proposed Waterline within the Abandoned Navy Railroad	Water Supply	US EPA - Water Infrastructure Finance and Innovation Act (WIFIA) Loan	CA SWRCB - Drinking Water SRF Prop 1	CA IBank - Infrastructure SRF Program	CA DWR - IRWM Prop 1			
	Well No. 6 Replacement	Water Supply	US EPA - Water Infrastructure Finance and Innovation Act (WIFIA) Loan	CA SWRCB - Groundwater Sustainability Funding Program	CA SWRCB - Drinking Water SRF Prop 1	CA SWRCB - Public Water System Drought Emergency Response Program	CA IBank - Infrastructure SRF Program	CA DWR - IRWM Prop 1	Metropolitan Water District of Southern California - Local Resources Program
	Westminster City Wide Trash Capture Devices	Water Quality	CA SWRCB - Groundwater Sustainability Funding Program	CA SWRCB - Storm Water Management Grant Program	CA IBank - Infrastructure SRF Program	CA SWRCB - Clean Beaches Initiative Grant Program	Resources Legacy Fund (Foundation)	Coca-Cola Foundation	
East Orange County Water District	Peters Canyon Water Treatment Plant Reconstruction	Water Supply	US EPA - Water Infrastructure Finance and Innovation Act (WIFIA) Loan	CA SWRCB - Storm Water Management Grant Program	CA DWR - IRWM Prop 1	CA SWRCB - Drinking Water SRF Prop 1			
Irvine Ranch Water District	Central Orange County Water Supply and Water Quality Improvement Project	Water Quality and Water Supply	US EPA - Water Infrastructure Finance and Innovation Act (WIFIA) Loan	CA SWRCB - Drinking Water SRF Prop 1	CA DWR - IRWM Prop 1				
Irvine Ranch Water District	Syphon Reservoir Improvement Project	Water Supply and Reliability	US EPA - Water Infrastructure Finance and Innovation Act (WIFIA) Loan	CA SWRCB - Drinking Water SRF Prop 1	CA DWR - IRWM Prop 1				
	Kern Fan Groundwater Storage Project	Water Supply and Reliability	US EPA - Water Infrastructure Finance and Innovation Act (WIFIA) Loan	CA SWRCB - Drinking Water SRF Prop 1	CA DWR - IRWM Prop 1	Metropolitan Water District of Southern California - Local Resources Program			
	Santiago Dam Outlet Tower Improvements	Safety, Flood Management	US EPA - Water Infrastructure Finance and Innovation Act (WIFIA) Loan	CA DWR - IRWM Prop 1	Coca-Cola Foundation				
Moulton Niguel Water District	MNWD District-Wide Recycled Water Retrofit Program	Water Supply, Reliability and Efficiency	USBR - Title XVI Water Reclamation and Reuse Projects Under the WIIN Act	US EPA - Water Infrastructure Finance and Innovation Act (WIFIA) Loan	CA SWRCB - Water Recycling Program	CA DWR - IRWM Prop 1	Metropolitan Water District of Southern California - Community Partnering Program	Metropolitan Water District of Southern California - Onsite Retrofit Program	
	Recycled Water Distribution System Improvements	Water Supply, Reliability and Efficiency	USBR - Title XVI Water Reclamation and Reuse Projects Under the WIIN Act	US EPA - Water Infrastructure Finance and Innovation Act (WIFIA) Loan	CA SWRCB - Water Recycling Program	CA DWR - IRWM Prop 1	Metropolitan Water District of Southern California - Local Resources Program		
	Recycled Water La Paz Road Bridge Crossing	Water Supply, Reliability and Efficiency	USBR - Title XVI Water Reclamation and Reuse Projects Under the WIIN Act	US EPA - Water Infrastructure Finance and Innovation Act (WIFIA) Loan	CA SWRCB - Water Recycling Program	CA DWR - IRWM Prop 1	Metropolitan Water District of Southern California - Local Resources Program		

MWDOC MEMBER AGENCY PROJECTS AND POTENTIAL FUNDING									
Agency	**Project Title**	**Primary Project Benefit**	**Potential Current Funding Opportunities 1,2**						
	Recycled Water Main Replacement from Galivan PS to La Paz PS	Water Supply, Reliability and Efficiency	USBR - Title XVI Water Reclamation and Reuse Projects Under the WIIN Act	US EPA - Water Infrastructure Finance and Innovation Act (WIFIA) Loan	CA SWRCB - Water Recycling Program	CA DWR - IRWM Prop 1	Metropolitan Water District of Southern California - Local Resources Program		
	Recycled Water Main Replacement from Cabot Road to Galivan PS	Water Supply, Reliability and Efficiency	USBR - Title XVI Water Reclamation and Reuse Projects Under the WIIN Act	US EPA - Water Infrastructure Finance and Innovation Act (WIFIA) Loan	CA SWRCB - Water Recycling Program	CA DWR - IRWM Prop 1	Metropolitan Water District of Southern California - Local Resources Program		
	Recycled Water Main Expansion from Greenfield Drive to Cabot Road	Water Supply, Reliability and Efficiency	USBR - Title XVI Water Reclamation and Reuse Projects Under the WIIN Act	US EPA - Water Infrastructure Finance and Innovation Act (WIFIA) Loan	CA SWRCB - Water Recycling Program	CA DWR - IRWM Prop 1	Metropolitan Water District of Southern California - Local Resources Program		
Municipal Water District of Orange County	South Orange County Irrigation and Indoor Efficiency, Runoff Reduction, and Pollution Prevention Program	Water Supply, Reliability and Efficiency	US EPA - WaterSense Rebate Program (through MWDOC)	CA DWR - Save Our Water Rebates Proposition 1	CA DWR - CalConserve Revolving Fund				
	North/Central Orange County Irrigation Efficiency, Runoff Reduction, and Pollution Prevention Program	Water Supply, Water Use Efficiency	US EPA - WaterSense Rebate Program (through MWDOC)	CA DWR - Save Our Water Rebates Proposition 1	CA DWR - CalConserve Revolving Fund				
Santa Margarita Water District	Joint Recycled Water Conveyance Project	Water Supply, Reliability and Efficiency	USBR - Title XVI Water Reclamation and Reuse Projects Under the WIIN Act	US EPA - Water Infrastructure Finance and Innovation Act (WIFIA) Loan	CA SWRCB - Water Recycling Program	CA DWR - IRWM Prop 1	Metropolitan Water District of Southern California - Onsite Retrofit Program		
	Recycled Water Conversions - Las Flores Improvement District No. 4B	Water Supply, Reliability and Efficiency	USBR - Title XVI Water Reclamation and Reuse Projects Under the WIIN Act	US EPA - Water Infrastructure Finance and Innovation Act (WIFIA) Loan	CA SWRCB - Water Recycling Program	CA DWR - IRWM Prop 0	Metropolitan Water District of Southern California - Onsite Retrofit Program		
	Recycled Water Conversions– Rancho Santa Margarita (RSM) Improvement District No. 4A	Water Supply, Reliability and Efficiency	USBR - Title XVI Water Reclamation and Reuse Projects Under the WIIN Act	US EPA - Water Infrastructure Finance and Innovation Act (WIFIA) Loan	CA SWRCB - Water Recycling Program	CA DWR - IRWM Prop 1	Metropolitan Water District of Southern California - Onsite Retrofit Program		
	Recycled Water Upgrades in San Clemente	Water Supply, Reliability and Efficiency	USBR - Title XVI Water Reclamation and Reuse Projects Under the WIIN Act	US EPA - Water Infrastructure Finance and Innovation Act (WIFIA) Loan	CA SWRCB - Water Recycling Program	CA DWR - IRWM Prop 2			
	San Juan Watershed Phase 1 Project	Water Supply, Reliability and Efficiency	USBR - Title XVI Water Reclamation and Reuse Projects Under the WIIN Act	US EPA - Water Infrastructure Finance and Innovation Act (WIFIA) Loan	CA DWR - IRWM Prop 1				
	Recycled Water Conversions - Melinda Improvement District No. 3A	Water Supply, Reliability and Efficiency	USBR - Title XVI Water Reclamation and Reuse Projects Under the WIIN Act	US EPA - Water Infrastructure Finance and Innovation Act (WIFIA) Loan	CA SWRCB - Water Recycling Program	CA DWR - IRWM Prop 2	Metropolitan Water District of Southern California - Onsite Retrofit Program		
Serrano Water District	Santiago Creek Reservoir (Irvine Lake) Outlet Tower Seismic Replacement and Spillway Mondernization	Flood Management, Increase Water Supply, Reliability and Efficiency	US EPA - Water Infrastructure Finance and Innovation Act (WIFIA) Loan	CA SWRCB - Drinking Water SRF Prop 1	CA DWR - IRWM Prop 1	Coca-Cola Foundation			
	New Well	Increase Water Supply, Reliability and Efficiency	US EPA - Water Infrastructure Finance and Innovation Act (WIFIA) Loan	CA SWRCB - Public Water System Drought Emergency Response Program	CA SWRCB - Drinking Water SRF Prop 1	CA DWR - IRWM Prop 1	Metropolitan Water District of Southern California - Local Resources Program		
	Smith Reservoir Replacement	Increase Water Supply, Reliability and Efficiency	US EPA - Water Infrastructure Finance and Innovation Act (WIFIA) Loan	CA SWRCB - Drinking Water SRF Prop 1	CA DWR - IRWM Prop 1				
South Coast Water District	Advanced Metering Infrastructure (AMI) Project Phase 2	Water Supply, Reliability and Efficiency	USBR - WaterSMART Water and Energy Efficiency Grant (2019 Cycle)	CA SWRCB - Drinking Water SRF Prop 1	CA DWR - IRWM Prop 1				
	Golden Lantern/Stonehill Recycled Water Distribution Improvements Project (Project) (Bottleneck No. 2)	Water Supply, Reliability and Efficiency	USBR - Title XVI Water Reclamation and Reuse Projects Under the WIIN Act	US EPA - Water Infrastructure Finance and Innovation Act (WIFIA) Loan	CA SWRCB - Water Recycling Program	Metropolitan Water District of Southern California - Local Resources Program			

MWDOC MEMBER AGENCY PROJECTS AND POTENTIAL FUNDING									
Agency	**Project Title**	**Primary Project Benefit**	**Potential Current Funding Opportunities 1,2**						
	Doheny Ocean Desalination Plant Project including alternative energy (i.e. solar, fuel cell, battery storage, etc.)	Water Supply, Reliability and Efficiency	USBR -Desalination Construction Projects under the WIIN Act	US EPA - Water Infrastructure Finance and Innovation Act (WIFIA) Loan	CA Ibank - Lending for Energy and Environmental Needs (CLEEN) Center	CA DWR - Desalination Program Prop 1	Metropolitan Water District of Southern California - Local Resources Program	Southern California Edison - Self-Generation Incentive Program	
	Recycled Water Distribution System Expansion (Construction)	Water Supply, Reliability and Efficiency	USBR - Title XVI Water Reclamation and Reuse Projects Under the WIIN Act	US EPA - Water Infrastructure Finance and Innovation Act (WIFIA) Loan	CA SWRCB - Water Recycling Program	Metropolitan Water District of Southern California - Local Resources Program			
	Recycled Water Distribution System Expansion (Planning)	Water Supply, Reliability and Efficiency	USBR - Title XVI Water Reclamation and Reuse Projects Under the WIIN Act	CA SWRCB - Water Recycling Program	Metropolitan Water District of Southern California- Future Supply Actions				
	Water Harvesting on Aliso Creek	Water Supply, Reliability and Efficiency	CA SWRCB - Storm Water Management Program	CA SWRCB - Clean Water SRF Program	CA DWR - Urban Streams Restoration Program				
	Groundwater Recovery Facility (GRF) Well 2 Wellhead Improvements and Pipeline - Local Groundwater Project	Water Supply, Reliability and Efficiency	USBR -Desalination Construction Projects under the WIIN Act	US EPA - Water Infrastructure Finance and Innovation Act (WIFIA) Loan	CA SWRCB - Public Water System Drought Emergency Response Program	Metropolitan Water District of Southern California - Local Resources Program			
West Orange County Water Board	6 Miles of OC-35 Transmission Main Cathodic Protection	Water Reliability	US EPA - Water Infrastructure Finance and Innovation Act (WIFIA) Loan	CA IBank - Infrastructure SRF Program	CA DWR - IRWM Prop 1				
	5.3 Miles of OC-35 Transmission Main Cathodic Protection	Water Reliability	US EPA - Water Infrastructure Finance and Innovation Act (WIFIA) Loan	CA IBank - Infrastructure SRF Program	CA DWR - IRWM Prop 1				
Yorba Linda Water District	Fairmont Booster Pump Station	Water Supply, Energy, Reliability	US EPA - Water Infrastructure Finance and Innovation Act (WIFIA) Loan	CA SWRCB - Groundwater Sustainability Funding Program	CA SWRCB - Drinking Water SRF Prop 1	CA SWRCB - Public Water System Drought Emergency Response Program	CA IBank - Infrastructure SRF Program	CA DWR - IRWM Prop 1	Metropolitan Water District of Southern California - Local Resources Program
	TR 15199 Waterline Replacement	Water Reliability	US EPA - Water Infrastructure Finance and Innovation Act (WIFIA) Loan	CA SWRCB - Drinking Water SRF Prop 1	CA IBank - Infrastructure SRF Program	CA DWR - IRWM Prop 1			
	2018 Waterline Replacement Project	Water Reliability	US EPA - Water Infrastructure Finance and Innovation Act (WIFIA) Loan	CA SWRCB - Drinking Water SRF Prop 1	CA IBank - Infrastructure SRF Program	CA DWR - IRWM Prop 1			
	Well Rehabilitation	Water Supply	US EPA - Water Infrastructure Finance and Innovation Act (WIFIA) Loan	CA SWRCB - Groundwater Sustainability Funding Program	CA SWRCB - Drinking Water SRF Prop 1	CA SWRCB - Public Water System Drought Emergency Response Program	CA IBank - Infrastructure SRF Program	CA DWR - IRWM Prop 1	Metropolitan Water District of Southern California - Local Resources Program
	Well 22	Water Supply, Reliability	US EPA - Water Infrastructure Finance and Innovation Act (WIFIA) Loan	CA SWRCB - Groundwater Sustainability Funding Program	CA SWRCB - Drinking Water SRF Prop 1	CA SWRCB - Public Water System Drought Emergency Response Program	CA IBank - Infrastructure SRF Program	CA DWR - IRWM Prop 1	Metropolitan Water District of Southern California - Local Resources Program
	Apple Creek and Del Rey PRS Rehabilitation	Water Supply, Energy, Reliability	US EPA - Water Infrastructure Finance and Innovation Act (WIFIA) Loan	CA IBank - Infrastructure SRF Program	CA DWR - IRWM Prop 1				
	Well 20 Chlorine Generator Rehabilitation	Water Quality	US EPA - Water Infrastructure Finance and Innovation Act (WIFIA) Loan	CA SWRCB - Groundwater Sustainability Funding Program	CA SWRCB - Drinking Water SRF Prop 1	CA IBank - Infrastructure SRF Program	CA DWR - IRWM Prop 1		
	Meter Replacement with AMI	Water Supply, Efficiency, Reliability	USBR - WaterSMART Water and Energy Efficiency Grant (2019 Cycle)	CA SWRCB - Drinking Water SRF Prop 1	CA DWR - IRWM Prop 1				
	Imperial Hwy Waterline Replacement	Water Reliability	US EPA - Water Infrastructure Finance and Innovation Act (WIFIA) Loan	CA SWRCB - Drinking Water SRF Prop 1	CA IBank - Infrastructure SRF Program	CA DWR - IRWM Prop 1			
	Eisenhower Waterline Replacement	Water Reliability	US EPA - Water Infrastructure Finance and Innovation Act (WIFIA) Loan	CA SWRCB - Drinking Water SRF Prop 1	CA IBank - Infrastructure SRF Program	CA DWR - IRWM Prop 1			

MWDOC MEMBER AGENCY PROJECTS AND POTENTIAL FUNDING									
Agency	Project Title	Primary Project Benefit	Potential Current Funding Opportunities 1,2						
	Timber Ridge Booster Pump Station Rehabilitation	Water Supply, Energy, Reliability	US EPA - Water Infrastructure Finance and Innovation Act (WIFIA) Loan	CA IBank - Infrastructure SRF Program	CA DWR - IRWM Prop 1				
	New River Waterline Replacement	Water Reliability	US EPA - Water Infrastructure Finance and Innovation Act (WIFIA) Loan	CA SWRCB - Drinking Water SRF Prop 1	CA IBank - Infrastructure SRF Program	CA DWR - IRWM Prop 1			
	Hidden Hills Booster Pump Station Rehabilitation	Water Supply, Energy, Reliability	US EPA - Water Infrastructure Finance and Innovation Act (WIFIA) Loan	CA IBank - Infrastructure SRF Program	CA DWR - IRWM Prop 1				
	Well 15 Chlorine Generator Rehabilitation	Water Quality	US EPA - Water Infrastructure Finance and Innovation Act (WIFIA) Loan	CA IBank - Infrastructure SRF Program	CA SWRCB - Drinking Water SRF Prop 1	CA DWR - IRWM Prop 1			
	Dominguez Hills and Paseo Del Prado PRS Rehabilitation	Water Supply, Energy, Reliability	US EPA - Water Infrastructure Finance and Innovation Act (WIFIA) Loan	CA IBank - Infrastructure SRF Program	CA DWR - IRWM Prop 1				
	Well 23	Water Supply, Reliability	US EPA - Water Infrastructure Finance and Innovation Act (WIFIA) Loan	CA IBank - Infrastructure SRF Program	CA DWR - IRWM Prop 1				
	Rose Drive Waterline Replacement	Water Reliability	US EPA - Water Infrastructure Finance and Innovation Act (WIFIA) Loan	CA SWRCB - Drinking Water SRF Prop 1	CA IBank - Infrastructure SRF Program	CA DWR - IRWM Prop 1			
	Santiago and Springview Booster Pump Station Rehabilitation	Water Supply, Energy, Reliability	US EPA - Water Infrastructure Finance and Innovation Act (WIFIA) Loan	CA IBank - Infrastructure SRF Program	CA DWR - IRWM Prop 1				

[1] Funding Opportunities listed means the funding should be researched further for consideration of true project eligibility, timing, funding amount, etc. before deciding to apply.
[2] Some Future Funding Opportunies are included where no Current Funding Opportunities have been identified.

Attachment 1
MWDOC Member Agency Grant Assistance Program Monthly Report:
PROJECTS AND POTENTIAL FUNDING

MWDOC MEMBER AGENCY PROJECTS AND POTENTIAL FUNDING									
Agency	**Project Title**	**Primary Project Benefit**	**Potential Current Funding Opportunities 1,2**						
City of Fountain Valley	Citywide Installation of Catch Basin BMPs and/or CDS units	Water Quality	CA SWRCB - Groundwater Sustainability Funding Program	CA SWRCB - Storm Water Management Grant Program	CA Ibank - Infrastructure SRF Program	CA SWRCB - Clean Beaches Initiative Grant Program	Resources Legacy Fund (Foundation)	Coca-Cola Foundation	
	Reservoir No. 2 Rehabilitation	Water Supply and Reliability	US EPA - Water Infrastructure Finance and Innovation Act (WIFIA) Loan	CA SWRCB - Drinking Water SRF Prop 1	CA IBank - Infrastructure SRF Program	CA IBank - CLEEN Center	CA DWR - IRWM Prop 1		
	Well No. 6 Rehabilitation	Water Supply and Water Quality	US EPA - Water Infrastructure Finance and Innovation Act (WIFIA) Loan	CA SWRCB - Groundwater Sustainability Funding Program	CA SWRCB - Public Water System Drought Emergency Response Program	CA SWRCB - Drinking Water SRF Prop 1	CA IBank - Infrastructure SRF Program	CA DWR - IRWM Prop 1	
	Well No. 8 Rehabilitation	Water Supply and Water Quality	US EPA - Water Infrastructure Finance and Innovation Act Loan	CA SWRCB - Groundwater Sustainability Funding Program	CA SWRCB - Public Water System Drought Emergency Response Program	CA SWRCB - Drinking Water SRF Prop 1	CA IBank - Infrastructure SRF Program	CA DWR - IRWM Prop 1	
	Well No. 8 Backup Emergency Generator Installation	Water Reliability	US EPA - FEMA Hazard Mitigation Grant Program						
	Well No. 8 VFD Installation Upgrade	Water Supply and Energy Efficiency	US EPA - Water Infrastructure Finance and Innovation Act (WIFIA) Loan	David and Lucille Packard Foundation					
	Well No. 11 Rehabilitation	Water Supply and Water Quality	US EPA - Water Infrastructure Finance and Innovation Act (WIFIA) Loan	CA SWRCB - Groundwater Sustainability Funding Program	CA SWRCB - Public Water System Drought Emergency Response Program	CA SWRCB - Drinking Water SRF Prop 1	CA IBank - Infrastructure SRF Program	CA DWR - IRWM Prop 1	
	Well No. 11 Backup Emergency Generator Installation	Energy and Water Reliability	US EPA - FEMA Hazard Mitigation Grant Program						
	Chlorine Generator Replacements	Water Supply and Water Quality	USBR - Water Conservation Field Services Program (2019)	CA SWRCB - Drinking Water SRF Prop 1					
	MWD Control Station Rehabilitation	Water Supply and Reliability	US EPA - Water Infrastructure Finance and Innovation Act (WIFIA) Loan	CA IBank - Infrastructure SRF Program	CA DWR - IRWM Prop 1				
	Walnut Storm Drain Pump Station Rehabilitation	Flood Management	US EPA - Water Infrastructure Finance and Innovation Act (WIFIA) Loan	CA IBank - Infrastructure SRF Program					
	Pipeline Condition Assessments	Water Reliability	Metropolitan Water District of Southern California - Future Supply Actions Funding Program						
	Water Main Replacement Project	Water Supply and Reliability	US EPA - Water Infrastructure Finance and Innovation Act (WIFIA) Loan	CA SWRCB - Drinking Water SRF Prop 1	CA IBank - Infrastructure SRF Program	CA DWR - IRWM Prop 1			
City of Huntington Beach	Trash Removal Project - Phase I	Water Quality	CA SWRCB - Groundwater Sustainability Funding Program	CA SWRCB - Storm Water Management Grant Program	CA IBank - Infrastructure SRF Program	CA SWRCB - Clean Beaches Initiative Grant Program	Resources Legacy Fund (Foundation)	Coca-Cola Foundation	
	Trash Removal Project - Phase II	Water Quality	CA SWRCB - Groundwater Sustainability Funding Program	CA SWRCB - Storm Water Management Grant Program	CA IBank - Infrastructure SRF Program	CA SWRCB - Clean Beaches Initiative Grant Program	Resources Legacy Fund (Foundation)	Coca-Cola Foundation	
	Water Well No. 8 H2S Odor Treatment and Well Upgrade with Natural Gas Engine	Water Supply, Water Reliability, Water Quality, and Energy	US EPA - Water Infrastructure Finance and Innovation Act (WIFIA) Loan	CA SWRCB - Groundwater Sustainability Funding Program	CA IBank - Infrastructure SRF Program	CA SWRCB - Drinking Water SRF Prop 1	CA DWR - IRWM Prop 1	Southern California Edison - Self-Generation Incentive Program	
	New Water Well No. 14	Water Supply, Water Reliability, and Energy	US EPA - Water Infrastructure Finance and Innovation Act (WIFIA) Loan	CA IBank - Infrastructure SRF Program	CA DWR - IRWM Prop 1	CA SWRCB - Public Water System Drought Emergency Response Program	Metropolitan Water District of Southern California - Local Resources Program		

Attachment 1
MWDOC Member Agency Grant Assistance Program Monthly Report:
PROJECTS AND POTENTIAL FUNDING

Agency	Project Title	Primary Project Benefit	Potential Current Funding Opportunities 1,2						
City of Newport Beach	San Diego Creek Diversion/Trash Removal Project	Water Quality	CA SWRCB - Groundwater Sustainability Funding Program	CA SWRCB - Storm Water Management Grant Program	CA IBank - Infrastructure SRF Program	CA SWRCB - Clean Beaches Initiative Grant Program	Resources Legacy Fund (Foundation)	Coca-Cola Foundation	
City of Orange	Automatic Meter Reading	Water Supply, Reliability, and Efficiency	USBR - WaterSMART Water and Energy Efficiency Grant (2019 Cycle)	CA SWRCB - Drinking Water SRF Prop 1	CA DWR - IRWM Prop 1				
	Orange Trash Capturing Devices	Water Quality	CA SWRCB - Groundwater Sustainability Funding Program	CA SWRCB - Storm Water Management Grant Program	CA IBank - Infrastructure SRF Program	CA SWRCB - Clean Beaches Initiative Grant Program	Resources Legacy Fund (Foundation)	Coca-Cola Foundation	
City of San Juan Capistrano	City-wide Equestrian Facility LID Improvement Project	Water Quality	US EPA - Water Infrastructure Finance and Innovation Act (WIFIA) Loan	CA SWRCB - Groundwater Sustainability Funding Program	CA SWRCB - Storm Water Management Grant Program				
City of Tustin	Irvine Boulevard Storm Drain Improvements	Flood Management	US EPA - Water Infrastructure Finance and Innovation Act (WIFIA) Loan	CA IBank - Infrastructure SRF Program					
	Simon Ranch Reservoir	Water Supply	US EPA - Water Infrastructure Finance and Innovation Act (WIFIA) Loan	CA SWRCB - Drinking Water SRF Prop 1	CA IBank - Infrastructure SRF Program	CA DWR - IRWM Prop 1			
	Citywide Installation of Catch Basin BMPs and/or CDS units	Water Quality	CA SWRCB - Groundwater Sustainability Funding Program	CA SWRCB - Storm Water Management Grant Program	CA IBank - Infrastructure SRF Program	CA SWRCB - Clean Beaches Initiative Grant Program	Resources Legacy Fund (Foundation)	Coca-Cola Foundation	
	Emergency Operations Center and City Corporate Yard	Water Quality	CA SWRCB - Groundwater Sustainability Funding Program	CA SWRCB - Storm Water Management Grant Program	CA IBank - Infrastructure SRF Program	CA DWR - IRWM Prop 1			
	Newport Avenue Extension	Flood Management	US EPA - Water Infrastructure Finance and Innovation Act (WIFIA) Loan	CA IBank - Infrastructure SRF Program					
	Tustin Legacy Linear Park	Park	CA DPR - Land and Water Conservation Fund	CA DPR - Recreational Trails Program (2019/20)					
City of Westminster	Proposed Waterline within the Abandoned Navy Railroad	Water Supply	US EPA - Water Infrastructure Finance and Innovation Act (WIFIA) Loan	CA SWRCB - Drinking Water SRF Prop 1	CA IBank - Infrastructure SRF Program	CA DWR - IRWM Prop 1			
	Well No. 6 Replacement	Water Supply	US EPA - Water Infrastructure Finance and Innovation Act (WIFIA) Loan	CA SWRCB - Groundwater Sustainability Funding Program	CA SWRCB - Drinking Water SRF Prop 1	CA SWRCB - Public Water System Drought Emergency Response Program	CA IBank - Infrastructure SRF Program	CA DWR - IRWM Prop 1	Metropolitan Water District of Southern California - Local Resources Program
	Westminster City Wide Trash Capture Devices	Water Quality	CA SWRCB - Groundwater Sustainability Funding Program	CA SWRCB - Storm Water Management Grant Program	CA IBank - Infrastructure SRF Program	CA SWRCB - Clean Beaches Initiative Grant Program	Resources Legacy Fund (Foundation)	Coca-Cola Foundation	
East Orange County Water District	Peters Canyon Water Treatment Plant Reconstruction	Water Supply	US EPA - Water Infrastructure Finance and Innovation Act (WIFIA) Loan	CA SWRCB - Storm Water Management Grant Program	CA DWR - IRWM Prop 1	CA SWRCB - Drinking Water SRF Prop 1			
Irvine Ranch Water District	Central Orange County Water Supply and Water Quality Improvement Project	Water Quality and Water Supply	US EPA - Water Infrastructure Finance and Innovation Act (WIFIA) Loan	CA SWRCB - Drinking Water SRF Prop 1	CA DWR - IRWM Prop 1				
Irvine Ranch Water District	Syphon Reservoir Improvement Project	Water Supply and Reliability	US EPA - Water Infrastructure Finance and Innovation Act (WIFIA) Loan	CA SWRCB - Drinking Water SRF Prop 1	CA DWR - IRWM Prop 1				
	Kern Fan Groundwater Storage Project	Water Supply and Reliability	US EPA - Water Infrastructure Finance and Innovation Act (WIFIA) Loan	CA SWRCB - Drinking Water SRF Prop 1	CA DWR - IRWM Prop 1	Metropolitan Water District of Southern California - Local Resources Program			
	Santiago Dam Outlet Tower Improvements	Safety, Flood Management	US EPA - Water Infrastructure Finance and Innovation Act (WIFIA) Loan	CA DWR - IRWM Prop 1	Coca-Cola Foundation				

Attachment 1
MWDOC Member Agency Grant Assistance Program Monthly Report:
PROJECTS AND POTENTIAL FUNDING

Agency	Project Title	Primary Project Benefit	Potential Current Funding Opportunities 1,2						
Moulton Niguel Water District	MNWD District-Wide Recycled Water Retrofit Program	Water Supply, Reliability and Efficiency	USBR - Title XVI Water Reclamation and Reuse Projects Under the WIIN Act	US EPA - Water Infrastructure Finance and Innovation Act (WIFIA) Loan	CA SWRCB - Water Recycling Program	CA DWR - IRWM Prop 1	Metropolitan Water District of Southern California - Community Partnering Program	Metropolitan Water District of Southern California - Onsite Retrofit Program	
	Recycled Water Distribution System Improvements	Water Supply, Reliability and Efficiency	USBR - Title XVI Water Reclamation and Reuse Projects Under the WIIN Act	US EPA - Water Infrastructure Finance and Innovation Act (WIFIA) Loan	CA SWRCB - Water Recycling Program	CA DWR - IRWM Prop 1	Metropolitan Water District of Southern California - Local Resources Program		
	Recycled Water La Paz Road Bridge Crossing	Water Supply, Reliability and Efficiency	USBR - Title XVI Water Reclamation and Reuse Projects Under the WIIN Act	US EPA - Water Infrastructure Finance and Innovation Act (WIFIA) Loan	CA SWRCB - Water Recycling Program	CA DWR - IRWM Prop 1	Metropolitan Water District of Southern California - Local Resources Program		
	Recycled Water Main Replacement from Galivan PS to La Paz PS	Water Supply, Reliability and Efficiency	USBR - Title XVI Water Reclamation and Reuse Projects Under the WIIN Act	US EPA - Water Infrastructure Finance and Innovation Act (WIFIA) Loan	CA SWRCB - Water Recycling Program	CA DWR - IRWM Prop 1	Metropolitan Water District of Southern California - Local Resources Program		
	Recycled Water Main Replacement from Cabot Road to Galivan PS	Water Supply, Reliability and Efficiency	USBR - Title XVI Water Reclamation and Reuse Projects Under the WIIN Act	US EPA - Water Infrastructure Finance and Innovation Act (WIFIA) Loan	CA SWRCB - Water Recycling Program	CA DWR - IRWM Prop 1	Metropolitan Water District of Southern California - Local Resources Program		
	Recycled Water Main Expansion from Greenfield Drive to Cabot Road	Water Supply, Reliability and Efficiency	USBR - Title XVI Water Reclamation and Reuse Projects Under the WIIN Act	US EPA - Water Infrastructure Finance and Innovation Act (WIFIA) Loan	CA SWRCB - Water Recycling Program	CA DWR - IRWM Prop 1	Metropolitan Water District of Southern California - Local Resources Program		
Municipal Water District of Orange County	South Orange County Irrigation and Indoor Efficiency, Runoff Reduction, and Pollution Prevention Program	Water Supply, Reliability and Efficiency	US EPA - WaterSense Rebate Program (through MWDOC)	CA DWR - Save Our Water Rebates Proposition 1	CA DWR - CalConserve Revolving Fund				
	North/Central Orange County Irrigation Efficiency, Runoff Reduction, and Pollution Prevention Program	Water Supply, Water Use Efficiency	US EPA - WaterSense Rebate Program (through MWDOC)	CA DWR - Save Our Water Rebates Proposition 1	CA DWR - CalConserve Revolving Fund				
Santa Margarita Water District	Joint Recycled Water Conveyance Project	Water Supply, Reliability and Efficiency	USBR - Title XVI Water Reclamation and Reuse Projects Under the WIIN Act	US EPA - Water Infrastructure Finance and Innovation Act (WIFIA) Loan	CA SWRCB - Water Recycling Program	CA DWR - IRWM Prop 1	Metropolitan Water District of Southern California - Onsite Retrofit Program		
	Recycled Water Conversions - Las Flores Improvement District No. 4B	Water Supply, Reliability and Efficiency	USBR - Title XVI Water Reclamation and Reuse Projects Under the WIIN Act	US EPA - Water Infrastructure Finance and Innovation Act (WIFIA) Loan	CA SWRCB - Water Recycling Program	CA DWR - IRWM Prop 0	Metropolitan Water District of Southern California - Onsite Retrofit Program		
	Recycled Water Conversions–Rancho Santa Margarita (RSM) Improvement District No. 4A	Water Supply, Reliability and Efficiency	USBR - Title XVI Water Reclamation and Reuse Projects Under the WIIN Act	US EPA - Water Infrastructure Finance and Innovation Act (WIFIA) Loan	CA SWRCB - Water Recycling Program	CA DWR - IRWM Prop 1	Metropolitan Water District of Southern California - Onsite Retrofit Program		
	Recycled Water Upgrades in San Clemente	Water Supply, Reliability and Efficiency	USBR - Title XVI Water Reclamation and Reuse Projects Under the WIIN Act	US EPA - Water Infrastructure Finance and Innovation Act (WIFIA) Loan	CA SWRCB - Water Recycling Program	CA DWR - IRWM Prop 2			
	San Juan Watershed Phase 1 Project	Water Supply, Reliability and Efficiency	USBR - Title XVI Water Reclamation and Reuse Projects Under the WIIN Act	US EPA - Water Infrastructure Finance and Innovation Act (WIFIA) Loan	CA DWR - IRWM Prop 1				
	Recycled Water Conversions - Melinda Improvement District No. 3A	Water Supply, Reliability and Efficiency	USBR - Title XVI Water Reclamation and Reuse Projects Under the WIIN Act	US EPA - Water Infrastructure Finance and Innovation Act (WIFIA) Loan	CA SWRCB - Water Recycling Program	CA DWR - IRWM Prop 2	Metropolitan Water District of Southern California - Onsite Retrofit Program		

Attachment 1
MWDOC Member Agency Grant Assistance Program Monthly Report:
PROJECTS AND POTENTIAL FUNDING

Agency	Project Title	Primary Project Benefit	Potential Current Funding Opportunities 1,2						
Serrano Water District	Santiago Creek Reservoir (Irvine Lake) Outlet Tower Seismic Replacement and Spillway Mondernization	Flood Management, Increase Water Supply, Reliability and Efficiency	US EPA - Water Infrastructure Finance and Innovation Act (WIFIA) Loan	CA SWRCB - Drinking Water SRF Prop 1	CA DWR - IRWM Prop 1	Coca-Cola Foundation			
	New Well	Increase Water Supply, Reliability and Efficiency	US EPA - Water Infrastructure Finance and Innovation Act (WIFIA) Loan	CA SWRCB - Public Water System Drought Emergency Response Program	CA SWRCB - Drinking Water SRF Prop 1	CA DWR - IRWM Prop 1	Metropolitan Water District of Southern California - Local Resources Program		
	Smith Reservoir Replacement	Increase Water Supply, Reliability and Efficiency	US EPA - Water Infrastructure Finance and Innovation Act (WIFIA) Loan	CA SWRCB - Drinking Water SRF Prop 1	CA DWR - IRWM Prop 1				
South Coast Water District	Advanced Metering Infrastructure (AMI) Project Phase 2	Water Supply, Reliability and Efficiency	USBR - WaterSMART Water and Energy Efficiency Grant (2019 Cycle)	CA SWRCB - Drinking Water SRF Prop 1	CA DWR - IRWM Prop 1				
	Golden Lantern/Stonehill Recycled Water Distribution Improvements Project (Project) (Bottleneck No. 2)	Water Supply, Reliability and Efficiency	USBR - Title XVI Water Reclamation and Reuse Projects Under the WIIN Act	US EPA - Water Infrastructure Finance and Innovation Act (WIFIA) Loan	CA SWRCB - Water Recycling Program	Metropolitan Water District of Southern California - Local Resources Program			
	Doheny Ocean Desalination Plant Project including alternative energy (i.e. solar, fuel cell, battery storage, etc.)	Water Supply, Reliability and Efficiency	USBR -Desalination Construction Projects under the WIIN Act	US EPA - Water Infrastructure Finance and Innovation Act (WIFIA) Loan	CA Ibank - Lending for Energy and Environmental Needs (CLEEN) Center	CA DWR - Desalination Program Prop 1	Metropolitan Water District of Southern California - Local Resources Program	Southern California Edison - Self-Generation Incentive Program	
	Recycled Water Distribution System Expansion (Construction)	Water Supply, Reliability and Efficiency	USBR - Title XVI Water Reclamation and Reuse Projects Under the WIIN Act	US EPA - Water Infrastructure Finance and Innovation Act (WIFIA) Loan	CA SWRCB - Water Recycling Program	Metropolitan Water District of Southern California - Local Resources Program			
	Recycled Water Distribution System Expansion (Planning)	Water Supply, Reliability and Efficiency	USBR - Title XVI Water Reclamation and Reuse Projects Under the WIIN Act	CA SWRCB - Water Recycling Program	Metropolitan Water District of Southern California- Future Supply Actions				
	Water Harvesting on Aliso Creek	Water Supply, Reliability and Efficiency	CA SWRCB - Storm Water Management Program	CA SWRCB - Clean Water SRF Program	CA DWR - Urban Streams Restoration Program				
	Groundwater Recovery Facility (GRF) Well 2 Wellhead Improvements and Pipeline - Local Groundwater Project	Water Supply, Reliability and Efficiency	USBR -Desalination Construction Projects under the WIIN Act	US EPA - Water Infrastructure Finance and Innovation Act (WIFIA) Loan	CA SWRCB - Public Water System Drought Emergency Response Program	Metropolitan Water District of Southern California - Local Resources Program			
West Orange County Water Board	6 Miles of OC-35 Transmission Main Cathodic Protection	Water Reliability	US EPA - Water Infrastructure Finance and Innovation Act (WIFIA) Loan	CA IBank - Infrastructure SRF Program	CA DWR - IRWM Prop 1				
	5.3 Miles of OC-35 Transmission Main Cathodic Protection	Water Reliability	US EPA - Water Infrastructure Finance and Innovation Act (WIFIA) Loan	CA IBank - Infrastructure SRF Program	CA DWR - IRWM Prop 1				
Yorba Linda Water District	Fairmont Booster Pump Station	Water Supply, Energy, Reliability	US EPA - Water Infrastructure Finance and Innovation Act (WIFIA) Loan	CA SWRCB - Groundwater Sustainability Funding Program	CA SWRCB - Drinking Water SRF Prop 1	CA SWRCB - Public Water System Drought Emergency Response Program	CA IBank - Infrastructure SRF Program	CA DWR - IRWM Prop 1	Metropolitan Water District of Southern California - Local Resources Program
	TR 15199 Waterline Replacement	Water Reliability	US EPA - Water Infrastructure Finance and Innovation Act (WIFIA) Loan	CA SWRCB - Drinking Water SRF Prop 1	CA IBank - Infrastructure SRF Program	CA DWR - IRWM Prop 1			
	2018 Waterline Replacement Project	Water Reliability	US EPA - Water Infrastructure Finance and Innovation Act (WIFIA) Loan	CA SWRCB - Drinking Water SRF Prop 1	CA IBank - Infrastructure SRF Program	CA DWR - IRWM Prop 1			
	Well Rehabilitation	Water Supply	US EPA - Water Infrastructure Finance and Innovation Act (WIFIA) Loan	CA SWRCB - Groundwater Sustainability Funding Program	CA SWRCB - Drinking Water SRF Prop 1	CA SWRCB - Public Water System Drought Emergency Response Program	CA IBank - Infrastructure SRF Program	CA DWR - IRWM Prop 1	Metropolitan Water District of Southern California - Local Resources Program
	Well 22	Water Supply, Reliability	US EPA - Water Infrastructure Finance and Innovation Act (WIFIA) Loan	CA SWRCB - Groundwater Sustainability Funding Program	CA SWRCB - Drinking Water SRF Prop 1	CA SWRCB - Public Water System Drought Emergency Response Program	CA IBank - Infrastructure SRF Program	CA DWR - IRWM Prop 1	Metropolitan Water District of Southern California - Local Resources Program
	Apple Creek and Del Rey PRS Rehabilitation	Water Supply, Energy, Reliability	US EPA - Water Infrastructure Finance and Innovation Act (WIFIA) Loan	CA IBank - Infrastructure SRF Program	CA DWR - IRWM Prop 1				
	Well 20 Chlorine Generator Rehabilitation	Water Quality	US EPA - Water Infrastructure Finance and Innovation Act (WIFIA) Loan	CA SWRCB - Groundwater Sustainability Funding Program	CA SWRCB - Drinking Water SRF Prop 1	CA IBank - Infrastructure SRF Program	CA DWR - IRWM Prop 1		
	Meter Replacement with AMI	Water Supply, Efficiency, Reliability	USBR - WaterSMART Water and Energy Efficiency Grant (2019 Cycle)	CA SWRCB - Drinking Water SRF Prop 1	CA DWR - IRWM Prop 1				
	Imperial Hwy Waterline Replacement	Water Reliability	US EPA - Water Infrastructure Finance and Innovation Act (WIFIA) Loan	CA SWRCB - Drinking Water SRF Prop 1	CA IBank - Infrastructure SRF Program	CA DWR - IRWM Prop 1			
	Eisenhower Waterline Replacement	Water Reliability	US EPA - Water Infrastructure Finance and Innovation Act (WIFIA) Loan	CA SWRCB - Drinking Water SRF Prop 1	CA IBank - Infrastructure SRF Program	CA DWR - IRWM Prop 1			
	Timber Ridge Booster Pump Station Rehabilitation	Water Supply, Energy, Reliability	US EPA - Water Infrastructure Finance and Innovation Act (WIFIA) Loan	CA IBank - Infrastructure SRF Program	CA DWR - IRWM Prop 1				
	New River Waterline Replacement	Water Reliability	US EPA - Water Infrastructure Finance and Innovation Act (WIFIA) Loan	CA SWRCB - Drinking Water SRF Prop 1	CA IBank - Infrastructure SRF Program	CA DWR - IRWM Prop 1			
	Hidden Hills Booster Pump Station Rehabilitation	Water Supply, Energy, Reliability	US EPA - Water Infrastructure Finance and Innovation Act (WIFIA) Loan	CA IBank - Infrastructure SRF Program	CA DWR - IRWM Prop 1				
	Well 15 Chlorine Generator Rehabilitation	Water Quality	US EPA - Water Infrastructure Finance and Innovation Act (WIFIA) Loan	CA IBank - Infrastructure SRF Program	CA SWRCB - Drinking Water SRF Prop 1	CA DWR - IRWM Prop 1			
	Dominguez Hills and Paseo Del Prado PRS Rehabilitation	Water Supply, Energy, Reliability	US EPA - Water Infrastructure Finance and Innovation Act (WIFIA) Loan	CA IBank - Infrastructure SRF Program	CA DWR - IRWM Prop 1				
	Well 23	Water Supply, Reliability	US EPA - Water Infrastructure Finance and Innovation Act (WIFIA) Loan	CA IBank - Infrastructure SRF Program	CA DWR - IRWM Prop 1				

Attachment 1
MWDOC Member Agency Grant Assistance Program Monthly Report:
PROJECTS AND POTENTIAL FUNDING

Agency	Project Title	Primary Project Benefit	Potential Current Funding Opportunities 1,2						
	Rose Drive Waterline Replacement	Water Reliability	US EPA - Water Infrastructure Finance and Innovation Act (WIFIA) Loan	CA SWRCB - Drinking Water SRF Prop 1	CA IBank - Infrastructure SRF Program	CA DWR - IRWM Prop 1			
	Santiago and Springview Booster Pump Station Rehabilitation	Water Supply, Energy, Reliability	US EPA - Water Infrastructure Finance and Innovation Act (WIFIA) Loan	CA IBank - Infrastructure SRF Program	CA DWR - IRWM Prop 1				

[1] Funding Opportunities listed means the funding should be researched further for consideration of true project eligibility, timing, funding amount, etc. before deciding to apply.

Attachment 1
MWDOC Member Agency Grant Assistance Program Monthly Report:
PROJECTS AND POTENTIAL FUNDING

Agency/Organization	Project Title	Project Status as of June 2018	Project Description	Estimated Completion Date	Estimated Project Total Cost	Partner	Agency Contact	Primary Project Benefit
City of Brea								
City of Buena Park								
City of Fountain Valley	Citywide Installation of Catch Basin BMPs and/or CDS units	Planning	Installation of catch basin inserts and screens such as CPS units citywide	ongoing	$ 300,000	NA	Steve Hauerwaas	Water Quality
City of Fountain Valley	Reservoir No. 2 Rehabilitation	In Design	New Pump Station reconstruction, including piping, pumps, control equipment, eliminating natural gas engine driven pumps and replacing with VFD driven electric motors, remedial concrete reservoir repairs and landscaping.	2020	$ 7,000,000	NA	Temo Galvez	Water Supply and Reliability
City of Fountain Valley	Well No. 6 Rehabilitation	Planning	Well casing rehabilitation	2018	$ 300,000	NA	Temo Galvez	Water Supply and Water Quality
City of Fountain Valley	Well No. 8 Rehabilitation	Planning	Well casing rehabilitation	2019	$ 300,000	NA	Temo Galvez	Water Supply and Water Quality
City of Fountain Valley	Well No. 8 Backup Emergency Generator Installation	Planning	Installation of diesel emergency generator system for water system emergencies	2019	$ 150,000	NA	Mark Sprague	Water Reliability
City of Fountain Valley	Well No. 8 VFD Installation Upgrade	Planning	Install variable frequency drive to run well pump motor for energy efficiency and better well flow and system pressure control	2019	$ 250,000	NA	Mark Sprague	Water Supply and Energy Efficiency
City of Fountain Valley	Well No. 11 Rehabilitation	Planning	Well casing rehabilitation	2020	$ 300,000	NA	Temo Galvez	Water Supply and Water Quality
City of Fountain Valley	Well No. 11 Backup Emergency Generator Installation	Planning	Installation of diesel emergency generator system for water system emergencies	2020	$ 150,000	NA	Mark Sprague	Energy and Water Reliability
City of Fountain Valley	Chlorine Generator Replacements	Planning	Replacement of existing onsite sodium hypochlorite generation system	Ongoing	$ 150,000	NA	Mark Sprague	Water Supply and Water Quality
City of Fountain Valley	MWD Control Station Rehabilitation	Planning	Reconstruction of underground MWD flow and pressure control station including vaults, valves, piping, control system and surge tank	2022	$ 3,500,000	NA	Temo Galvez	Water Supply and Reliability
City of Fountain Valley	Walnut Storm Drain Pump Station Rehabilitation	In Design	Reconstruction of storm drain pump station including building upgrades and control room expansion, site improvements, new natural gas engines, right angle gear drives, pumps and control equipment.	2019	$ 3,500,000	NA	Temo Galvez	Flood Management
City of Fountain Valley	Pipeline Condition Assessments	Shovel Ready	Evaluate condition of existing water system mains to develop a water main replacement program and schedule	Ongoing	$ 300,000	NA	Mark Sprague	Water Reliability
City of Fountain Valley	Water Main Replacement Project	Planning	After water condition assessments and final reports are compiled, will help determine water system pipeline replacement program	Ongoing	$ 2,000,000	NA	Mark Sprague	Water Supply and Reliability
City of Garden Grove								
City of Huntington Beach	Trash Removal Project - Phase II	Planning	Design and installation of trash/debris removal device (Contech CDS)	2021	$ 200,000	NA		Water Quality

Attachment 1
MWDOC Member Agency Grant Assistance Program Monthly Report:
PROJECTS AND POTENTIAL FUNDING

Agency/Organization	Project Title	Project Status as of June 2018	Project Description	Estimated Completion Date	Estimated Project Total Cost	Partner	Agency Contact	Primary Project Benefit
City of Huntington Beach	Trash Removal Project - Phase I	Planning	Design and installation of trash/debris removal device (Contech CDS unit)	2020	$ 200,000	NA		Water Quality
City of Huntington Beach	Water Well No. 8 H2S Odor Treatment and Well Upgrade with Natural Gas Engine	Planning	Upgrade existing 3,000 gpm Well No. 8 site with a bacteriological activated carbon (BAC) treatment system to remove Hydrogen Sulfide, install new natural gas driven engine and site security enhancements	Ongoing	$5,000,000	OCWD	Duncan Lee	Water Supply, Water Reliability, Water Quality, and Energy
City of Huntington Beach	New Water Well No. 14	Design	Construct a new replacement well to restore 2,000 to 3,000 gpm of groundwater supply	2020	$6,000,000	N/A	Duncan Lee	Water Supply, Water Reliability, and Energy
City of La Habra								
City of La Palma								
City of Newport Beach	San Diego Creek Diversion/Trash Removal Project	Planning	This project would mirror the Santa Ana-Delhi Channel Diversion project to (1) capture all dry weather trash and trash from a first flush storm, and (2) divert nuisance flows to OCSD for eventual use in the Groundwater Replenishment System.	7/1/2023	$ 10,000,000	OCFCD, Cities of Irvine, Santa Ana, Tustin and Lake Forest		Water Quality
City of Orange	Automatic Meter Reading	Planning	Replace current water meters with radio read capable meters	6/1/2025	$ 5,000,000	N/A		Water Supply, Reliability, and Efficiency
City of Orange	Orange Trash Capturing Devices	Planning	Install trash capturing devices citywide to meet state Trash Provision requirements	2028	$ 2,500,000	NA		Water Quality
City of San Clemente								
City of San Juan Capistrano	City-wide Equestrian Facility LID Improvement Project	In Design	City led public-private partnership to gain a dedicated source of groundwater basin recharge from LID improvements at equestrian facilities.	2020	$ 5,000,000			Water Quality
City of Seal Beach								
City of Tustin	Irvine Boulevard Storm Drain Improvements	Planning	Add several catch basins to eliminate flooding on Irvine Boulevard		$ 7,800,000	NA		Flood Management
City of Tustin	Simon Ranch Reservoir	Planning	Replace existing reservoir		$ 9,994,852	NA		Water Supply
City of Tustin	Citywide Installation of Catch Basin BMPs and/or CDS units	Shovel Ready	Installation of catch basin inserts and screens such as CPS units citywide	ongoing	$ 200,000	NA		Water Quality
City of Tustin	Emergency Operations Center and City Corporate Yard	Planning	Construct new parking lot with swales and modular wetland and solar panels.		$ 15,830,418	NA		Water Quality
City of Tustin	Newport Avenue Extension	Planning	Extend Newport Avenue from Edinger to Sycamore			NA		Flood Management
City of Tustin	Tustin Legacy Linear park	Planning	Construct Linear park as pedestrian and bicycle corridor with passive recreation areas.		$ 9,034,130	NA		Park
City of Westminster	Proposed Waterline within the Abandoned Navy Railroad	Planning	Construct a 12-inch waterline, valves, fire hydrants, fittings and a 16-foot wide access/bike path.	2022	$ 5,000,000	City of Huntington Beach		Water Supply
City of Westminster	Well no. 6 Replacement	Planning	Abandon an aging existing well no. 6 located at 14581 Von Circle and construct a new well at Bowling Green Park located at 14700 Bowling Green Street	2022	$ 5,500,000	NA		Water Supply
City of Westminster	Westminster City Wide Trash Capture Devices	Planning	Installation of trash capture devices such as screens, inserts, and/or CDS units.	ongoing	$ 300,000	NA		Water Quality

Attachment 1
MWDOC Member Agency Grant Assistance Program Monthly Report:
PROJECTS AND POTENTIAL FUNDING

Agency/Organization	Project Title	Project Status as of June 2018	Project Description	Estimated Completion Date	Estimated Project Total Cost	Partner	Agency Contact	Primary Project Benefit
East Orange County Water District	Peters Canyon Water Treatment Plant Reconstruction	Planning	Reconstruction of the Peters Canyon Water Treatment Plant (PCWTP) will provide stormwater treatment, water supply reliability, financial relief to a Disadvantaged Community, environmental benefits through green technology for a regional area.	4/1/2021	$ 20,000,000	Cities of Santa Ana, Orange, and Tustin; Golden State Water Company, Irvine Ranch Water District, and County of Orange	Marilyn Thoms 714 679-9999 marilynthoms1@gmail.com	Water Supply and Reliability
El Toro Water District								
Emerald Bay Services District								
Golden State Water Company								
Irvine Ranch Water District	Central Orange County Water Supply and Water Quality Improvement Project	Planning	Utilize existing flood control basins for groundwater recharge and water quality improvement	2022	$ 10,000,000	Orange County Water District, County of Orange		Water Supply and Water Quality
Irvine Ranch Water District	Syphon Reservoir Improvement Project	Design	Expand capacity of existing reservoir including replacement of existing 59-foot high dam with new 136-foot high dam, new pump station, and new 8,000-foot long pipeline.	2025	$ 94,300,000		Natalie Palacio 949-453-5499 palacio@irwd.com	Water Supply and Reliability
Irvine Ranch Water District	Kern Fan Groundwater Storage Project	Planning	Expansion of groundwater banking facilities in Kern County. Construct 12 wells, 1050 acres of recharge basins, and new conveyance from California Aqueduct.	2025	$ 171,400,000	Rosedale-Rio Bravo Water Storage District	Natalie Palacio 949-453-5499 palacio@irwd.com	Water Supply and Reliability
Irvine Ranch Water District	Santiago Dam Outlet Tower Improvements	Design	Construction of new inclined outlet tower structure, 10-foot wide access road and ramp, control building, widening of exsiting dam crest road to 12 feet.	2020	$ 16,100,000	Serrano Water District	Natalie Palacio 949-453-5499 palacio@irwd.com	Safety, Flood Management
Laguna Beach County Water District								
Mesa Water District								
Moulton Niguel Water District	MNWD District-Wide Recycled Water Retrofit Program	Planning	The Recycled Water Optimization Study identified 70 potable water irrigation users recommended for recycled water retrofit. Project will include installation of recycled water service, removal of potable water service, installation of booster pump as applicable, user education.	2028	$ 4,850,000			Water Supply, Reliability and Efficiency
Moulton Niguel Water District	Recycled Water Distribution System Improvements	Planning	Upsize 2,100 feet of existing undersized RW Main Pipeline in 4 locations throughout the cities of Aliso Viejo and Mission Viejo. Will support new recycled water retrofits, reducing potable demand by 138 AFY.	2021	$ 1,000,000			Water Supply, Reliability and Efficiency

Attachment 1
MWDOC Member Agency Grant Assistance Program Monthly Report:
PROJECTS AND POTENTIAL FUNDING

Agency/Organization	Project Title	Project Status as of June 2018	Project Description	Estimated Completion Date	Estimated Project Total Cost	Partner	Agency Contact	Primary Project Benefit
Moulton Niguel Water District	Recycled Water La Paz Road Bridge Crossing	Shovel Ready	Install 1,200 feet of new 12-inch RW Main Pipeline in La Paz Road, in conjunction with the City of Mission Viejo's widening of the La Paz Road RR Bridge. Will support new recycled water retrofits, reducing potable demand by 138 AFY.	2020	$ 400,000			Water Supply, Reliability and Efficiency
Moulton Niguel Water District	Recycled Water Main Replacement from Galivan PS to La Paz PS	Planning	Replace 11,000 feet of undersized and aging RW Main Pipelines with new 24" pipeline. Project supports retrofits, resulting in potable demand reduction of 306 AFY.	2025	$ 9,000,000			Water Supply, Reliability and Efficiency
Moulton Niguel Water District	Recycled Water Main Replacement from Cabot Road to Galivan PS	Planning	Install 800 feet of new RW Main Pipelines and rehabilitate ex. 20-inch force main from Cabot Rd to Treatment Plant 3A. Project supports retrofits, resulting in potable demand reduction of 306 AFY.	2025	$ 850,000			Water Supply, Reliability and Efficiency
Moulton Niguel Water District	Recycled Water Main Expansion from Greenfield Drive to Cabot Road	Planning	Install 2,600 feet of new RW Main Pipelines from Greenfield Drive to Cabot Road. Project supports retrofits, resulting in potable demand reduction of 306 AFY.	2024	$ 1,725,000			Water Supply, Reliability and Efficiency
Municipal Water District of Orange County	South Orange County Irrigation and Indoor Efficiency, Runoff Reduction, and Pollution Prevention Program	Shovel Ready	Consumer based rebate program will encourage the replacement of turf with CA Friendly landscapes; upgrade of antiquated irrigation and indoor devices and processes; and the conversion from potable to recycled water meters.	5 years from Project Start date, or as specified in agreement	$ 4,598,033			Water Supply, Reliability and Efficiency
Municipal Water District of Orange County (MWDOC)	North/Central Orange County Irrigation Efficiency, Runoff Reduction, and Pollution Prevention Program	Planning	The Municipal Water District of Orange County (MWDOC) proposes the implementation of a comprehensive and holistic regional water use efficiency improvement program targeting public agency, residential, commercial, industrial, and institutional properties	9/1/2024	$ 7,075,721	The cities and water agencies in the North/Central IRWM area		Water Supply, Water Use Efficiency
Santa Margarita Water District	Joint Recycled Water Conveyance Project	Planning	The proposed Project is a regional recycled water line shared with MNWD and possibly El Toro Water District.	8/1/2020	$ 24,000,000			Water Supply, Reliability and Efficiency
Santa Margarita Water District	Recycled Water Conversions - Las Flores Improvement District No. 4B	In Design	The Project includes expanding the recycled water distribution system to allow for conversion of the dedicated irrigation systems from domestic water.	6/1/2019	$ 4,900,000			Water Supply, Reliability and Efficiency
Santa Margarita Water District	Recycled Water Conversions– Rancho Santa Margarita (RSM) Improvement District No. 4A	Planning	The Project includes expanding the recycled water distribution system to allow for conversion of the RSM dedicated irrigation systems from domestic water.	6/1/2021	$ 13,000,000			Water Supply, Reliability and Efficiency

Attachment 1
MWDOC Member Agency Grant Assistance Program Monthly Report:
PROJECTS AND POTENTIAL FUNDING

Agency/Organization	Project Title	Project Status as of June 2018	Project Description	Estimated Completion Date	Estimated Project Total Cost	Partner	Agency Contact	Primary Project Benefit
Santa Margarita Water District	Recycled Water Upgrades in San Clemente	Planning	The Project includes A) Upgrade City of San Clemente Recycled Water Pumps and B) Install Recycled water pumps at Pico Lift Station Site.	2/1/2020	$ 1,200,000			Water Supply, Reliability and Efficiency
Santa Margarita Water District	San Juan Watershed Phase 1 Project	In Design	The Project includes enhancing groundwater recharge in the San Juan Basin aquifer for potable water sources.	12/1/2019	$ 23,000,000			Water Supply, Reliability and Efficiency
Santa Margarita Water District	Recycled Water Conversions - Melinda Improvement District No. 3A	Planning	The Project includes expanding the recycled water distribution system to allow for conversion of dedicated irrigation systems from domestic water.	6/1/2020	$ 2,370,000			Water Supply, Reliability and Efficiency

Attachment 1
MWDOC Member Agency Grant Assistance Program Monthly Report:
PROJECTS AND POTENTIAL FUNDING

Agency/Organization	Project Title	Project Status as of June 2018	Project Description	Estimated Completion Date	Estimated Project Total Cost	Partner	Agency Contact	Primary Project Benefit
Serrano Water District	Santiago Creek Reservoir (Irvine Lake) Outlet Tower Seismic Replacement and Spillway Modernization	Planning	The Dam modernization project is a jointly owned project with Irvine Ranch Water District 75% and Serrano 25%. The project will update the tower and spillway to meet the DSOD requirement for storing and releasing water in a emergency event over a seven day period.	7/1/2021	$ 26,000,000		Jerry Vilander jerryv@serranowater.org	Flood Management, Increase Water Supply, Reliability and Efficiency
Serrano Water District	New Well	Planning	Project would include construction of a new well for redundant back up and to participate in possible higher BBP.	7/1/2020	$ 6,000,000		Jerry Vilander jerryv@serranowater.org	Increase Water Supply, Reliability and Efficiency
Serrano Water District	Smith Reservoir Replacement	Planning	The project would replace or retrofit the existing six million gallon reservoir	7/1/2020	$ 6,000,000		Jerry Vilander jerryv@serranowater.org	Increase Water Supply, Reliability and Efficiency
South Coast Water District	Advanced Metering Infrastructure (AMI) Project Phase 2	Planning	The AMI Project includes the upgrade existing Automatic Meter Reading (AMR) water meters (currently read via vehicle drive-by) with an AMI cellular base technology system that will automatically collect and store hourly consumption data.	1/1/2022	$ 6,000,000			Water Supply, Reliability and Efficiency
South Coast Water District	Golden Lantern/Stonehill Recycled Water Distribution Improvements Project (Project) (Bottleneck No. 2)	In Design	Project consists of correcting existing pressure deficiencies in the recycled water distribution system and extending the recycled water distribution system to serve targeted Tier A Conversion customers.	9/1/2019	$ 5,500,000			Water Supply, Reliability and Efficiency
South Coast Water District	Doheny Ocean Desalination Plant Project including alternative energy (i.e. solar, fuel cell, battery storage, etc.)	In Design	Project includes construction of a 5-15 mgd desalination plant, as well as design, permit and installation of Solar Energy Panels (or natural gas fuel cells, battery storage, etc.) on District property to provide alternative energy power source. Power will be utilized at the Doheny Ocean Desalination Plant.	3/1/2021	$ 107,000,000			Water Supply, Reliability and Efficiency
South Coast Water District	Recycled Water Distribution System Expansion (Construction)	Planning	Conversion of existing Potable Water irrigation customers to Recycled Water, expansion of existing Recycled Water Infrastructure to serve additional customers, and conduct ongoing public education programs. (Construction)	6/1/2021	$ 3,000,000			Water Supply, Reliability and Efficiency
South Coast Water District	Recycled Water Distribution System Expansion (Planning)	Planning	Engineering, Design, CEQA and Permitting for a multiple component project to convert existing potable water irrigation customers to recycled water, expand existing recycled water infrastructure to serve additional customers.	6/1/2020	$ 500,000			Water Supply, Reliability and Efficiency

Attachment 1
MWDOC Member Agency Grant Assistance Program Monthly Report:
PROJECTS AND POTENTIAL FUNDING

Agency/Organization	Project Title	Project Status as of June 2018	Project Description	Estimated Completion Date	Estimated Project Total Cost	Partner	Agency Contact	Primary Project Benefit
South Coast Water District	Water Harvesting on Aliso Creek	Planning	Improvements to collection facilities on Aliso Creek that would utilize Mobile Urban Runoff Filtration technology to intercept and treat contaminated urban runoff and produce a high purity recycled water product.	3/1/2020	$ 200,000			Water Supply, Reliability and Efficiency
South Coast Water District	Groundwater Recovery Facility (GRF) Well 2 Wellhead Improvements and Pipeline - Local Groundwater Project	Planning	South Coast Water District (SCWD/District) is proposing the Project to equip a new brackish well and make conveyance connection to treatment system adding up to 580 AFY of locally produced groundwater. Funding will be for pump, power supply and connection	TBD	$ -			Water Supply, Reliability and Efficiency
Trabuco Canyon Water District								
West Orange County Water Board	6 Miles of OC-35 Transmission Main Cathodic Protection	Planning	Provide cathodic protection for the pipe with pipeline electrical continuity with sacrificial anodes to extend the life of a 6 mile long large diameter transmission main built around 1963	Ongoing	$4,000,000	Cities of Huntington Beach, Westminster, Seal Beach and Garden Grove	Duncan Lee	Water Reliability
West Orange County Water Board	5.3 Miles of OC-35 Transmission Main Cathodic Protection	Planning	Provide cathodic protection for the pipe with pipeline electrical continuity with sacrificial anodes to extend the life of a 5.3 mile long large diameter transmission main built around 1956	Ongoing	$4,000,000	Cities of Huntington Beach, Westminster, Seal Beach and Garden Grove	Duncan Lee	Water Reliability
Yorba Linda Water District	Fairmont Booster Pump Station	Construction	Replace existing pump station to increase pumping capacity and ability to move water throughout the system.	2019	$ 7,240,566.28	NA	Anthony Manzano	Water Supply, Energy, Reliability
Yorba Linda Water District	TR 15199 Waterline Replacement	Construction	Replace existing waterlines that have frequent leaks due to soil corrosion.	2018	$ 750,000.00	NA	Anthony Manzano	Water Reliability
Yorba Linda Water District	2018 Waterline Replacement Project	Design	Replace existing waterlines that are beyond their life expectancy, have broken valves, and are on private property.	2019	$ 1,200,000.00	NA	Anthony Manzano	Water Reliability
Yorba Linda Water District	Well Rehabilitation	Planning	Rehabilitate multiple wells, replace well pumps, and instrumentation and controls.	2019, 2020, 2021	$ 450,000.00	NA	Anthony Manzano	Water Supply
Yorba Linda Water District	Well 22	Design	Construct a new well to increase production of groundwater.	2020	$ 1,400,000.00	NA	Anthony Manzano	Water Supply, Reliability
Yorba Linda Water District	Apple Creek and Del Rey PRS Rehabilitation	Planning	Rehabilitate or replace station and valve(s) based on age.	2020	$ 450,000.00	NA	Anthony Manzano	Water Supply, Energy, Reliability
Yorba Linda Water District	Well 20 Chlorine Generator Rehabilitation	Planning	Replace and upsize chemical systems to provide additional treatment capacity.	2021	$ 300,000.00	NA	Anthony Manzano	Water Quality
Yorba Linda Water District	Meter Replacement	Planning	Replace current meters with AMI system to provide more accurate and hourly consumption data.	2021	$ 5,000,000.00	NA	Anthony Manzano	Water Supply, Efficiency, Reliability
Yorba Linda Water District	Imperial Hwy Waterline Replacement	Planning	Replace existing waterlines that are beyond their life expectancy in a high traffic area.	2021	$ 2,025,000.00	NA	Anthony Manzano	Water Reliability

Attachment 1
MWDOC Member Agency Grant Assistance Program Monthly Report:
PROJECTS AND POTENTIAL FUNDING

Agency/Organization	Project Title	Project Status as of June 2018	Project Description	Estimated Completion Date	Estimated Project Total Cost	Partner	Agency Contact	Primary Project Benefit
Yorba Linda Water District	Eisenhower Waterline Replacement	Planning	Replace existing waterlines that are beyond their life expectancy.	2021	$ 1,125,000.00	NA	Anthony Manzano	Water Reliability
Yorba Linda Water District	Timber Ridge Booster Pump Station Rehabilitation	Planning	Rehabilitate or replace electric pumps and valves and a new engine driven pump in a pump house. Pumps are nearing end of expected useful life.	2021	$ 1,500,000.00	NA	Anthony Manzano	Water Supply, Energy, Reliability
Yorba Linda Water District	New River Waterline Replacement	Planning	Replace existing waterlines that are beyond their life expectancy in a high traffic area.	2022	$ 1,600,000.00	NA	Anthony Manzano	Water Reliability
Yorba Linda Water District	Hidden Hills Booster Pump Station Rehabilitation	Planning	Replace pumps to increase capacity to meet future demands. Existing pumps are will be nearing end of expected useful life.	2022	$ 500,000.00	NA	Anthony Manzano	Water Supply, Energy, Reliability
Yorba Linda Water District	Well 15 Chlorine Generator Rehabilitation	Planning	Rehabilitate or replace feed system, hypochlorite tanks and associated instrumentation and controls.	2022	$ 146,000.00	NA	Anthony Manzano	Water Quality
Yorba Linda Water District	Dominguez Hills and Paseo Del Prado PRS Rehabilitation	Planning	Rehabilitate or replace station and valve(s) based on age.	2022	$ 553,000.00	NA	Anthony Manzano	Water Supply, Energy, Reliability
Yorba Linda Water District	Well 23	Planning	Construct a new well to replace the lost capacities of Wells 1, 5, and 12	2023	$ 3,500,000.00	NA	Anthony Manzano	Water Supply, Reliability
Yorba Linda Water District	Rose Drive Waterline Replacement	Planning	Replace existing waterlines that are beyond their life expectancy in a high traffic area.	2023	$ 1,000,000.00	NA	Anthony Manzano	Water Reliability
Yorba Linda Water District	Santiago and Springview Booster Pump Station Rehabilitation	Planning	Rehabilitate or replace pumps and valves. Pumps are nearing the end of expected useful life.	2023	$ 1,140,000.00	NA	Anthony Manzano	Water Supply, Energy, Reliability

Attachment 2
MWDOC Member Agencies Grant Assistance Program Monthly Report
Potential Funding Opportunities (Current)
MWDOC Member Agency Grant Assistance Program

Primary Project Benefit	Agency & Program Name	Program Description & Eligible Projects	Eligible Applicants	Funding Amount & Cost Share/Funding Match	Due Date	Link to Guidelines / Application	Comments
Funding Applications with Deadlines							
Water Education	**Pacific Life Foundation**	Programs that promote marine mammal conservation, education, and research. A "Healthy Ocean" means that marine, coastal, and estuarine ecosystems, the watersheds that drain into these waters, the plant and animal communities therein, and the physical, chemical, and biological process involved are diverse and functioning, and the economies and people dependent on them are thriving. The Pacific Life Foundation accepts grant proposals from agencies seeking funds for programs and projects in the areas of health and human services; education; arts and culture; and civic, community, and environment.	The Pacific Life Foundation does not accept applications from and/or for: Individuals; Political parties, candidates, or partisan political organizations; Labor organizations, fraternal organizations, athletic clubs, or social clubs; K-12 schools, school districts, or school foundations as these entities are eligible through the Foundation's annual invitation-only "3T's of Education" program; Sectarian or denominational religious organizations, except for programs free from religious orientation; Fundraising events (e.g., membership drives, luncheons/dinners, walks/runs, or tournaments); Sports leagues or teams; or Advertising sponsorship or conference underwriting/sponsorship.	Small grants program – Foundation gave $500,000 in 2016. General grants range from $5,000 to $15,000 for a one-year period of funding and are given to support programs, operating expenses, or collaborative programs with other agencies. Capital grants typically range from $20,000 to $100,000 and are given to an agency with an organized campaign already under way to raise substantial funds; for example, to finance a building or for major renovation. More than 50 percent of the campaign goal (excluding in-kind donations, anonymous gifts and loans) must be pledged prior to consideration by the Foundation	Applications due: **July 15 - August 15, 2018.**	https://www.pacificlife.com/foundation/overview.html	
Water Supply, Reliability and Efficiency	**US Bureau of Reclamation WaterSMART Grants - Water Marketing Strategy Grants for Fiscal Year 2018**	Support for entities exploring actions that can be taken to develop or facilitate water marketing that could provide a mechanism for willing participants to buy, sell, lease, or exchange water.	States, Indian tribes, irrigation districts, water districts, or other organizations with water or power delivery authority located in the western United States	Funding Group I: Up to $200,000 for a project that can be completed within 2 years. Funding Group II: Up to $400,000 for a project that can be completed within 3 years. Cost Share: 50% or greater	Applications due: **July 17, 2018**. Announcements expected in September 2018.	https://www.grants.gov/web/grants/view-opportunity.html?oppId=301914	
Water Supply	**US Bureau of Reclamation - Desalination Construction Projects under the WIIN Act**	Projects eligible include planning, design, and construction of facilities to desalinate ocean or brackish water, including groundwater. The Project must: *Have a completed feasibility study that has been reviewed by Reclamation and found to meet all of the requirements of Reclamation's Directives and Standards WTR 11-01, Title XVI Water Reclamation and Reuse Program Feasibility Study Review Process, at www.usbr.gov/recman/wtr/wtr11-01.pdf. If not, then a feasibility study must be submitted for Reclamation review by July 27, 2018 (the application deadline for this FOA). *Be located in the Western United States or United States Territories. *Be included in a state-approved plan, and the plan must be submitted with the proposal prior to the application deadline for this FOA. If not, Federal participation in the Project must have been requested by the Governor of the State in which the eligible desalination project is located.	Applicants eligible to receive an award under this FOA include States, Departments of a State, subdivisions of a state, or a public agency organized pursuant to a State law. Applicants must be located in the Western United States or United States Territories as identified in the Reclamation Act of June 17, 1902, as amended. Eligibility does not entitle an applicant to any future Federal funding or create a new project authorization.	Total available funding is $18,000,000. Cost share is a minimum 75% of total Project costs. Applicant may request up to 25% of Total project cost for planning, design, and/or construction of Projects. This may include work planned through September 30, 2021, or completed work that was conducted after the enactment of the WIIN Act on December 16, 2016.	Applications due**: July 27, 2018**	https://www.grants.gov/web/grants/view-opportunity.html?oppId=305730	
Water Supply, Reliability and Efficiency	**US Bureau of Reclamation - Title XVI Water Reclamation and Reuse Projects Under the WIIN Act**	Funding under the WIIN Act: Funding for planning, design, and construction of WIIN Act water recycling projects. Water reclamation and reuse projects provide improved efficiency, flexibility during water shortages and diversifies the water supply. This may include work either: Planned through September 30, 2020, or Completed work that was conducted after the date of the project's congressional authorization for authorized projects, or the date that Reclamation's feasibility study review findings for the Project were transmitted to Congress for WIIN projects.	Sponsors of water recycling projects with completed Title XVI feasibility studies that have been included in a list of eligible applicants provided to Congress.	Up to 25% of total cost of work over 2 year timeframe, up to $20 million total project cost. Cost Share: 75% or greater. Funding requests must be based on the expenditures already incurred or planned to be incurred by September 30, 2020.	Applications due: **July 27, 2018.**	https://www.grants.gov/web/grants/view-opportunity.html?oppId=305731	

Attachment 2
MWDOC Member Agencies Grant Assistance Program Monthly Report
Potential Funding Opportunities (Current)
MWDOC Member Agency Grant Assistance Program

Primary Project Benefit	Agency & Program Name	Program Description & Eligible Projects	Eligible Applicants	Funding Amount & Cost Share/Funding Match	Due Date	Link to Guidelines / Application	Comments
Water Supply, Reliability and Efficiency	**US Bureau of Reclamation WaterSMART Grants - Small-Scale Water Efficiency Projects**	Small-scale water management/efficiency projects that have been identified through previous planning efforts; Reclamation is working to develop a streamlined selection and review process to make the process as simple as possible for applicants. Projects eligible for funding include installation of flow measurement or automation in a specific part of a water delivery system, lining of a section of a canal to address seepage, municipal metering, SCADA and Automation, irrigation measures, or other similar projects that are limited in scope.	States, Indian tribes, irrigation districts, water districts, or other organizations with water or power delivery authority located in the western United States.	Up to $75,000 for projects to be completed within two years. Cost Share: 50% or greater. Project pre-award costs that have been incurred prior to the date of award but after July 1, 2017 may be considered for cost-share purposes.	Applications due: Tuesday, **July 31, 2018** 4:00 p.m. Mountain Daylight Time.	https://www.grants.gov/web/grants/view-opportunity.html?oppId=301905	Reclamation expects to announce awards in Fall of 2018. Within one to three months after that date, financial assistance agreements will be awarded.
Water Supply, Reliability and Efficiency, Water Quality, Flood Management	**US Environmental Protection Agency (EPA) Water Infrastructure Finance and Innovation Act of 2014 (WIFIA) Loans**	WIFIA authorizes EPA to provide secured (direct) loans and loan guarantees to eligible water infrastructure projects and to charge fees to recover all or a portion of the Agency's cost of providing credit assistance and the costs of retaining expert firms, including financial, engineering, and legal services, in the field of municipal and project finance to assist in the underwriting and servicing of Federal credit instruments. Eligible projects include: -Wastewater projects eligible for Clean Water SRF funding -Drinking water projects eligible for Drinking Water SRF funding -Energy efficiency of public water and wastewater systems -Repair, rehabilitation, or replacement of water systems -Desalination projects -Mitigation of drought -Acquisition of real property -Combination of eligible projects	• A corporation. • A partnership. • A joint venture. • A trust. • A federal, state or local government entity, agency, or instrumentality. • A tribal government or consortium of tribal governments. • A state infrastructure financing authority, as defined by the Clean Water Act and the Safe Drinking Water Act.	$5.5 billion in credit available, secured (direct) loans or loan guarantees: the maximum amount of WIFIA credit assistance to a project is 49 percent of eligible project costs. Application is a 2-step process: The first step requires the submission of a letter of interest. No fees are established for the letter of interest step. Projects selected to continue in the application process will then be invited to submit an application at which time the application fee must be paid. For this second step, EPA will only select those projects that it expects might reasonably proceed to closing. Application fee - $25,000 for projects serving small communities (population of not more than 25,000 people), $100,000 for all others. These application fees represent an amount equal to 0.5 percent of the minimum threshold project cost ($5 million for small communities and $20 million for larger communities. Other fees: Credit processing Fee- EPA estimates these costs could be in the range of approximately $350,000-$700,000 per project. Servicing Fee - annual servicing fee during repayment of the loan, $12,000 to $15,000 annually per loan. Optional Supplemental Fee - TBD Extraordinary Expenses Fee - TBD	Letter of Interest due by **July 31, 2018.**	https://www.epa.gov/wifia/how-apply-wifia-assistance-0#notice	Consider fees associated with loan application.
Water Supply, Water Quality (Groundwater)	**California State Water Resources Control Board - Groundwater Sustainability Funding Program (Proposition 1) - Implementation and Planning (Round 2)**	Funds for Planning and implementation projects to prevent or clean up the contamination of groundwater that serves or has served as a source of drinking water. Project must achieve at least one or more of the following: a. Prevent the spread of contamination in an aquifer that serves or has served as a source of drinking water; b. Accelerate the cleanup of contamination in an aquifer that serves or has served as a source of drinking water; c. Protect an aquifer that serves as a source of drinking water; or d. Provide clean drinking water to DACs or EDAs. Eligible implementation projects can also be: design, pilot studies, and initial startup of facilities. Projects must meet the Prop 1 GWGP Guidelines. Planning work should be geared toward developing an Prop 1 GWGP eligible implementation project. Eligible costs may include but are not limited to: site assessment, site characterization, modeling, remedial investigation, feasibility study, monitoring, responsible party search, and preliminary design. The project must be identified as a high priority by the applicable state or federal regulatory agencies. In completing Concept Proposals, applicants should assume that Round 2 projects must be complete by March 2023.	Public Agencies, Indian tribes, Non-profits, Public Utilities, and mutual water companies.	Planning min grant request $100,000, max grant request $2,000,000. Implementation min. grant request $500,000, max. grant request $50,000,000. Drinking Water Treatment Projects Benefiting a DAC/EDA max grant request $5,000,000. Implementation (Septic to Sewer Projects Benefiting a DAC/EDA) max grant request $8,000,000. Minimum local cost share is 50% of total project cost.	Concept Proposals due via FAAST by **August 3, 2018.** Invitation for full proposals **Summer 2018**.	https://www.waterboards.ca.gov/water_issues/programs/grants_loans/proposition1/groundwater_sustainability.shtml	The applicant must demonstrate the availability of funds for any match required and that the applicant has the capacity to pay for the ongoing operation and maintenance (O&M) of any facility funded. The project must have a useful life of at least 20 years and established, or have a detailed plan for establishing, adequate rights of way for the useful life of the project.

Primary Project Benefit	Agency & Program Name	Program Description & Eligible Projects	Eligible Applicants	Funding Amount & Cost Share/Funding Match	Due Date	Link to Guidelines / Application	Comments
Water Supply, Reliability and Efficiency, Water Quality	**Metropolitan Water District of Southern California - Future Supply Actions Funding Program**	Foundational Actions, now referred to as Future Supply Actions, provides funding for technical studies or pilot projects to enable effective resource planning and potential implementation for groundwater, recycled water, stormwater, and seawater desalination. 2-year studies. May include: pilot and bench-scale studies, demonstration studies, tracer studies, system integration studies, innovation treatment processes, new sensor technologies, ocean intake and outfalls, brine disposal and harvesting.	Metropolitan member agencies and sub member agencies. The proposal must be submitted by one designated lead member agency.	A total of $3.5 million for this round. $500,000 max per project or per agency. More than one project can be submitted, but only $500,000 would be awarded to one agency. Require 100% match, dollar for dollar, and no in-kind costs.	RFP release on July 6, 2018 with proposals due 11am on **August 31, 2018**	http://www.mwdh2o.com/AboutYourWater/faf program	Foundational Actions Funding Program: Warren Teitz Phone (213) 217-7418 Email wteitz@mwdh2o.com
Water Quality (Stormwater)	**California State Water Resources Control Board - Storm Water Management Grant Program (Proposition 1)**	Provide implementation funds for construction of multi-benefit storm water management projects. Promote the beneficial use of storm water and dry weather runoff in California by providing financial assistance to eligible applicants for projects that provide multiple benefits while improving water quality.	Public Agencies, Indian tribes, Non-profits, Public Utilities, and mutual water companies. 50% match is required, with possibility of match reduction for projects benefiting Disadvantaged Communities or Economically Distressed Areas.	Implementation ($250,000 to $10,000,000). Round 2 Implementation Grants: ~$90 million available	Round 2 Implementation Tentative for **Late 2018 or Early 2019**	https://www.waterboards.ca.gov/water_issues/programs/grants_loans/swgp/prop1/	
Funding Applications Continuously Accepted (No deadlines)							
Water Supply, Water Quality (Groundwater)	**California State Water Resources Control Board - Seawater Intrusion Control Loan Program**	Low-interest loans to local agencies for the design and construction of publicly owned facilities necessary to protect groundwater quality in basins threatened by seawater intrusion, which are subject to a local groundwater management plan, and where restrictions on groundwater pumping, a physical solution, or both, are necessary to prevent the destruction of, or irreparable injury to, groundwater quality. Eligible projects may include, but are not limited to, water conservation, freshwater well injection, and substitution of groundwater pumping from local surface supplies. Construction of distribution, storage, pumping, injection wells and treatment facilities.	City, county, district, joint powers authority, or other political subdivision of the state involved in water management	Interest rate is ½ of the general obligation bond Repayment term of 20 years.	Continous application process. The date of the Division's approval of a complete application will determine the order of project funding.	http://www.waterboards.ca.gov/water_issues/programs/grants_loans/swic.shtml	
Water Supply, Water Quality (Groundwater)	**California State Water Resources Control Board - Groundwater Quality Funding Site Cleanup subaccount**	Site Cleanup Subaccount Program (SCAP) (Senate Bill 445, Hill, 2014), which provides grants to remediate the harm or threat of harm to human health, safety, or the environment caused by existing or threatened human-made contamination, where the responsible party lacks financial resources. The first step to apply for the SCAP Program is a Pre-Application, which must be submitted electronically using the State Water Board's Financial Assistance Application Submittal Tool (FAAST). Eligible Projects include: Remediate the	Applicants with eligible projects	Annual appropriations of $19.5 million. There are no funding request limits. There is no cost match required.	Continuous Pre-application process – no deadlines	https://www.waterboards.ca.gov/water_issues/programs/grants_loans/scap/	
Water Supply, Water Quality	**California State Water Resources Control Board - Drinking Water State Revolving Fund/ Proposition 1**	Provide low interest loans or grants to assist public water systems in achieving or maintaining compliance with the Safe Drinking Water Act (SDWA). Eligible projects include: Treatment systems Distribution systems Interconnections Pipeline extensions Water sources Water meters Water storage	Must be a public water system. Project must be needed to comply with the SDWA and/or water works standards. System must meet technical, managerial, and financial requirements Grants may be available to small disadvantaged water systems.	No limit or cap on loan funding. Check current IUP for grant eligibility and maximums.	Applications accepted on a continuous basis. Loan: Interest rate is ½ the general obligation rate. Repayment term of either 20 or 30 years. The interest rate changes every January. Potential for extended 30-year terms and reduced interest	www.waterboards.ca.gov/drinking_water/services/funding/SRF.shtml	
Water Supply, Water Quality	**California State Water Resources Control Board - Drinking Water for Schools Grant Program**	Improve access to, and the quality of, drinking water in public schools. Install water bottle filling stations, drinking fountains, Point of entry or Point of use devices, corrective measures for lead contamination, and alternative water supplies.	Local educational agencies serving K-12, preschool, and child day care facilities; located on public school property. All projects must benefit students from a disadvantaged community.	Minimum grant of $25K up to $100K for a single school. Minimum grant of $25K up to $1M for an eligible entity.	Applications can be submitted on a continuous basis through FAAST.	www.waterboards.ca.gov/water_issues/programs/grants_loans/schools/	

Primary Project Benefit	Agency & Program Name	Program Description & Eligible Projects	Eligible Applicants	Funding Amount & Cost Share/Funding Match	Due Date	Link to Guidelines / Application	Comments
Water Supply, Water Quality	**California Department of Water Resources - Desalination Program Proposition 1**	Desalination: Brackish groundwater or seawater projects, including construction for implementation, feasibility studies, environmental documentation, design pilot, and research pilot projects.	Public Agencies, Nonprofit Organizations 501(c)(3) qualified to do business in California, Federally recognized Indian Tribes, State Indian Tribes listed on NAHC consultation list, Public Utilities, Mutual Water Companies.	Awards announced: January 2018. Original Solicitation ~ $93.1 million. Remaining funds of ~ $59million available for additional applications. Minimum Funding Match is at least 50 percent of the total cost of the project, which for the purposes of this PSP is 50 percent of the cost of the Funded Project. Funding cap per project: Construction ($10M); Feasibility Study ($700K); Environmental Documentation ($500K); Design Pilot ($1.5M); Research Pilot ($1M).	Applications accepted on a continuous basis.	https://www.water.ca.gov/Work-With-Us/Grants-And-Loans/Desalination-Grant-Program	
Water Supply, Reliability and Efficiency, Water Quality, Flood Management, Park	**California Infrastructure and Economic Development Bank (IBank) - Infrastructure State Revolving Fund (ISRF) Program**	Provide financing for public infrastructure projects such as: • Water Treatment and Distribution • Drainage and Flood Control • Sewage Collection and Treatment • Parks and Recreation Facility • City Street • Educational Facility • Educational, Cultural, and Social Facility • Port Facility • Public Safety Facility • State Highway • County Highway • Environmental Mitigation Measures • Power or Communications Facility • Public Transit • Military Infrastructure • Defense Conversion	Eligible Applicants include, but are not limited to: any subdivision of a local government, including cities, counties, special districts, assessment districts, joint powers authorities and non-profit corporations (as deemed eligible).	$50,000 to $25 million, larger loans with Board approval. Maximum term 30 years	Applications accepted on a continuous basis.	http://www.ibank.ca.gov/infrastructure-state-revolving-fund-isrf-program/	
Water Supply, Reliability and Efficiency, Water Quality, Flood Management	**S.D. Bechtel Foundation**	The Foundation's strategies focus on informing, demonstrating, and replicating water management solutions to meet the current and future water needs of California's communities, farms, and ecosystems. Strategies include building knowledge and information systems, and promoting integrated solutions.	The Foundation does not accept unsolicited grant requests, so relationship building is required to receive an invitation. Upon contact with the Foundation, they will provide eligibility requirements	TBD.	Foundation staff reviews proposals on a continuous basis. Once a complete proposal is submitted via the Grantee Portal, a decision can usually be made within three months, and the applying organization is notified promptly at that time.	http://sdbjrfoundation.org/for-grantees/	The Foundation is spending down and the Board of Directors decided to invest all of its assets by 2020.

Primary Project Benefit	Agency & Program Name	Program Description & Eligible Projects	Eligible Applicants	Funding Amount & Cost Share/Funding Match	Due Date	Link to Guidelines / Application	Comments
Water Supply, Reliability and Efficiency, and Wastewater, Flood Management	**US Environmental Protection Agency FEMA Hazard Mitigation Grant Program**	Helps communities implement hazard mitigation measures following a Presidential Major Disaster Declaration in the areas of the state, tribe, or territory requested by the Governor or Tribal Executive. HMGP provides funds to states, tribes, and local communities after a disaster declaration to protect public or private property through various mitigation measures. Examples of mitigation projects that can be funded through HMGP include, but are not limited to: *Dry Floodproofing of Historic Residential Structures – The home is protected with barriers to prevent floodwater from entering. *Hazard Mitigation Plan – HMGP funding can also be used for mitigation planning activities. *Mitigating Flood and Drought Conditions – Aquifer storage and recovery, floodplain and stream restoration, flood diversion and storage, or green infrastructure methods may support communities in reducing the risks associated with the impacts of flood and drought conditions. *Wildfire Mitigation – Fire-resistant materials are used on the exterior of the home and trees or brush are cleared to remove flammable materials from around the home. *Wind Retrofit – Enhancements to strengthen the roof, walls, doors, and windows and minimize damage caused by high winds.	Individuals, businesses and private nonprofits via local governments, can apply for HMGP funding. Individuals may not apply directly for HMGP funding, but may be sponsored through an appropriate subapplicant via a local government, state agency, tribe or tribal agency, or private nonprofit. Applications are submitted to the state, eligible tribe, or territory, which receives HMGP funds from FEMA.	FEMA provides up to 75 percent of the funds for mitigation projects. The remaining 25 percent can come from a variety of sources. A cash payment from the state, local government or in some cases directly from the individual is the most direct option. Other sources may include donated resources, such as construction labor; Increased Cost of Compliance (ICC) funds from a flood insurance policy; or loans from other government agencies, such as the Small Business Administration.	Applications accepted on a continuous basis.	https://www.fema.gov/hazard-mitigation-grant-program	
Water Supply, Reliability and Efficiency, and Wastewater	**US Environmental Protection Agency FEMA Public Assistance Grant Program**	Supplemental Federal disaster grant assistance for the repair, replacement, or restoration of disaster-damaged, publicly owned facilities and facilities of certain private non-profit organizations. Public Assistance Grant funds are available to eligible applicants. The Program does not cover for-profit drinking water or wastewater utilities. To be eligible for FEMA funding, the work must: • Be required as the direct result of a Presidentially declared disaster; • Be performed at a facility that had been in active use at the time of the disaster; • Occur within the designated disaster area; and • Be the legal responsibility of the applicant at the time of the disaster. Work that is eligible for supplemental Federal disaster grant assistance is classified as either emergency work or permanent work.	Eligible applicants include public drinking water and wastewater utilities.	The Federal share of assistance is not less than 75% of the eligible cost for emergency measures and permanent restoration. The State determines how the nonfederal share (up to 25%) is split with the applicants.	Applications accepted on a continuous basis.	https://www.epa.gov/sites/production/files/2015-08/documents/public-assistance-for-water-and-wastewater-utilities-in-emergencies-and-disasters.pdf	
Water Supply, Reliability and Efficiency	**Metropolitan Water District of Southern California -Local Resources Program (LRP)**	The LRP provides funding for the development of water recycling, groundwater recovery, and seawater desalination supplies that replace an existing demand or prevent a new demand on Metropolitan's imported water deliveries either through direct replacement of potable water or d regional groundwater production. Construction must start within 2 years after agreement execution and start operations 4 years after agreement execution.	The LRP is open to public and private water agencies within Metropolitan's service area.	There are three LRP incentive payment structure options to choose from: sliding scale incentives up to $340/AF over 25 years, sliding scale incentives up to $475/AF over 15 years, or fixed incentive up to $305/AF over 25 years. One option must be chosen at the time of application.	Applications accepted on a continuous basis. Project applications will be accepted until the target yield of 63,000 acre-feet per year is fully subscribed.	http://www.mwdh2o.com/PDF_About_Your_Water/2.4.3.1_Local_Resources_Program_Application.pdf	Contact Mr. Ray Mokhtari at (213) 217-6142 or via email at rmokhtari@mwdh2o.com.
Water Supply, Reliability and Efficiency	**Metropolitan Water District of Southern California - Onsite Retrofit Program**	This program provides financial incentives to assist public and private property owners to convert irrigation or industrial systems from potable to recycled water. Eligible projects must be within Metropolitan Water District's service area and must offset the demand on Metropolitan's potable water system. Items eligible for incentives include: • Project design • Permitting • Construction costs associated with the retrofit of potable to recycled water systems • Connection fees • Required recycled water signage.	The Program is open to public or private property owners with access to recycled water within Metropolitan's six county, 5,200-square mile service area. Systems already under construction are NOT eligible. Commercial, industrial and institutional property owners, including Homeowner Associations. In order to be eligible for this incentive, all permitting must be complete and recycled water must be available at the project site at the time of application. In addition, you must abide by the terms and conditions listed in the	This program provides incentives of $195 per acre-foot for five years of estimated water use, up to actual retrofit costs.	Applications are accepted on a continuous basis until funds are exhausted. Applications received after program funding is exhausted will be placed on a waiting list for possible funding only if additional funds become available for the program.	http://bewaterwise.com/on-site-retrofit-program.html	Once the application is approved, construction must begin within three months, recycled water service must be operational within seven months and invoices must be submitted within nine months from the date of approval. Reserved funds may be withdrawn for projects

Primary Project Benefit	Agency & Program Name	Program Description & Eligible Projects	Eligible Applicants	Funding Amount & Cost Share/Funding Match	Due Date	Link to Guidelines / Application	Comments
Water Supply, Reliability and Efficiency	**California State Water Resources Control Board - Water Recycling Funding Program Grants & Loans**	The Program promotes the beneficial use of treated municipal wastewater (water recycling) in order to augment or offset fresh water supplies in California by providing technical and financial assistance to agencies and other stakeholders in support of water recycling projects and research.	Only local public agencies are eligible to receive a planning grant. Depending upon the funding source, eligible applicants for construction programs are local public agencies, 501(c)(3) nonprofit organizations qualified to do business in California, public utilities, federally recognized Indian tribes, and mutual water companies.	Planning Grants: 50% of total study costs ($75,000 max); Construction Grants: 35% of total project costs ($15 million max); Construction Loans: Low interest loans with up to 30 year term based. At least 50 percent local cost share match must be provided.	Applications are accepted on a continuous basis.	https://www.waterboards.ca.gov/water_issues/programs/grants_loans/water_recycling/docs/wrfp_guidelines.pdf	
Water Supply, Reliability and Efficiency	**US Environmental Protection Agency (EPA) WaterSense Rebate Program offered through MWDOC**	MWDOC receives EPA WaterSense funding to offer rebates to its service area for Smart Sprinkler Timers and Central Computer Irrigation Controller Systems and Sprinkler Nozzles	Applicant must be located in MWDOC's service area.	Weather-based irrigation controllers: Smart Residential Rebate Level: $80, or more in select areas, for properties less than one acre-or- $35 per station for properties greater than one acre. Commercial Rebate Level: $35 per station for all properties. Sprinkler Nozzles: Residential Rebate Level: $2 (or more) per nozzle, with a 30 nozzle minimum. Commercial Rebate Level: $2 (or more) per nozzle, with a 30 nozzle minimum.	Rebates are subject to availability and retail water agency participation. Rebate applications can be submitted on a continuous basis.	https://www.mwdoc.com/save-water/rebates/smart-sprinkler-timers/	
Water Supply, Reliability and Efficiency	**California Department of Water Resources (DWR) - Integrated Regional Water Management (IRWM) Proposition 1**	Water reuse and recycling; water-use efficiency and water conservation; surface and underground water storage; water conveyance facilities; watershed protection, restoration, and management; conjunctive use; decision support tools; improvement of water quality; stormwater resource management.	Public agencies, Non-profit organizations, Public utilities, Federally recognized Indian Tribes, State Indian Tribes, Mutual water companies are eligible applicants.	Total available for the South Orange County (OC) Watershed Management Area (WMA) IRWM is ~$4,872,800, which will be divided among top priority projects, ranked by the region. North/Central OC WMA will need to contact Santa Ana Watershed Project Authority (SAWPA) for total funding available.	Sep 2018 - DWR release of final PSP Oct 2018 - 3 Public Meetings - north, central, and south Late Fall 2018 - Final PSP. April 2019 and later - DWR to work/meet with each IRWM region and will have staggered due dates based on timing with working with DWR.	https://www.water.ca.gov/Work-With-Us/Grants-And-Loans/IRWM-Grant-Programs/Proposition-1	This funding program is administered through the County of Orange, OC Watersheds. Interested applicants must submit a project scoresheet to either the North/Central OC WMA or South OC WMA.
Water Supply, Reliability and Efficiency	**California Department of Water Resources - Save Our Water Rebates Proposition 1, Chapter 7**	Turf Replacement Initiative. One-time $2/square foot rebate for turf removed and replaced with a minimum of 25% coverage of drought-tolerant plants. The maximum turf rebate is $2,000. An institutional program is also available.	On-line applications are available.	$3 million remaining funds available for residential turf replacement and $1 million remaining for institutional turf removal.	Rebates will be accepted on a first-come, first-served basis. Interested applicants submit their application as soon as possible.	saveourwaterrebates.com/	
Water Supply, Reliability and Efficiency	**California Department of Water Resources - CalConserve Revolving Fund Proposition 1 Chapter 7, §79746(a)**	Water conservation & water use efficiency. CalConserve Water Efficiency Revolving Fund loans for local agency customer water saving upgrades and repairs. Also for leak detection and repair. Zero interest loans for local agencies to fund residential water use efficiency upgrades and/or leak detection repair.	Local Agencies: any city, county, city and county, municipal utility district, community services district, sanitary district, sanitation district, water district as defined in Section 20200, public water system as defined in Section 116275 of the Health and Safety Code, or private water company under the jurisdiction of the Public Utilities Commission.	$6.75 remaining funds available; $1.75 million for water use efficiency pilot programs; $5 million for leak detection and repair	The application period is open on a continuous basis as long as funds are available.	https://www.water.ca.gov/Work-With-Us/Grants-And-Loans/CalConserve-Water-Use-Efficiency-Loan-Program	

Primary Project Benefit	Agency & Program Name	Program Description & Eligible Projects	Eligible Applicants	Funding Amount & Cost Share/Funding Match	Due Date	Link to Guidelines / Application	Comments
Water Supply (Recycling)	**California State Water Resources Control Board - Clean Water State Revolving Fund Program**	Low-interest loan financing for eligible water projects. Eligible projects include wastewater treatment, local sewers, water reclamation and stormwater treatment.	Eligible entities include: any city, town, district, or other public body created under state law, including state agencies; any designated and approved management agency under Section 208 of the Clean Water Act; a 501(c)(3).	No maximum funding limit; no maximum disbursement limit. • Interest rate is ½ of the most recent General Obligation Bond Rate at time of funding approval. (Most recent data, March 9, 2017, indicates interest rate as 1.8%). • Financing term is up to 30 years or the useful life of the project. • Repayment begins 1 year after completion of construction. Applicant submits complete application package including general, financial, technical, and environmental packages.	Applications accepted on a continuous basis.	https://www.waterboards.ca.gov/water_issues/programs/grants_loans/srf/srf_forms.shtml	Contact the Division as early as possible to coordinate your financing with your project's schedule. Contact info: CleanWaterSRF@waterboards.ca.gov or phone (916) 327-9978.
Water supply	**California State Water Resources Control Board - Public Water System Drought Emergency Response Program**	Interim and/or permanent solutions for community water systems and public water systems owned by school districts, suffering drought related water outages or threatened emergencies, including: Interties, well modification, new wells, hauled/water/interim water, source alternatives, planning and construction. All drought related funding requests begin at the local level.	Community Water Systems and Public water systems owned by a School District. The eligible recipient must contact their respective SWRCB Drinking Water District Office that will assist recipients by generating funding requests in the form of PWSDER Request Memos. SWRCB Drinking Water District Offices transmit each PWSDER Request memo to SWRCB - Division of Financial Assistance for final funding determination.	Emergency funding may not exceed $500,000 per project.	Application accepted on a continuous basis.	https://www.waterboards.ca.gov/drinking_water/certlic/drinkingwater/documents/drought/PWSDE%20-%20Drought%20Emergency%20-%20Criteria(Guidelines)%203-28-14-final.pdf	
Water Supply	**California State Water Resources Control Board - Interim Emergency Drinking Water**	Interim emergency drinking water to disadvantaged communities with a contaminated water supply. In summary, a total of $19 million in funding from the CAA is available for disadvantaged communities to address interim emergency drinking water needs due to drought related emergencies or threatened emergencies, and contaminated water supplies: Bottled Water; Well Repair, Well Rehabilitation, and Replacement; Vending Machines; Point of Use Devices (for example, Filtration); Hauled Water; Emergency Interties; Treatment Systems	Public Agencies (that serve disadvantaged communities); Community Water Systems (that serve disadvantaged communities); Not-for-Profit Organizations (that serve disadvantaged communities); Tribal Governments (that serve disadvantaged communities)	An eligible recipient may request emergency funding for only one (1) project per drinking water emergency or threatened emergency. Emergency funding will generally be limited to $500,000 per project. Cost share TBD.	Applications accepted on a continuous basis.	https://www.waterboards.ca.gov/water_issues/programs/grants_loans/caa/dw_droughtfund/docs/funding_guidelines.pdf	
Water Quality, Water Supply, Reliability and Efficiency	**Resources Legacy Fund (Private Foundation)**	Sustaining California's Ocean; Sustainable Fisheries Fund; California Fisheries Improvement Strategy; California Coastal Program. Land-Sea Connection – Seeks to advance the ecological resilience of California coastal and marine ecosystems in response to a wide range of threats, including the emerging impacts of climate change, by better integrating conservation efforts focusing on watersheds and targeting land-based threats to water quality and ocean health.	N/A	Varies program to program, $500,000 average maximum.	Foundation does not accept unsolicited applications; requires an introductory meeting with program officer. Foundation will then invite applicants to submit LOI	http://resourceslegacyfund.org/areas-of-focus/	

Primary Project Benefit	Agency & Program Name	Program Description & Eligible Projects	Eligible Applicants	Funding Amount & Cost Share/Funding Match	Due Date	Link to Guidelines / Application	Comments
Water Quality, Water Supply, Reliability and Efficiency	**Coca-Cola Foundation (Private Foundation)**	Water: access to clean water, water conservation and recycling. Does not fund projects to acquire or improve land, building or equipment. They are unable to provide support for construction or renovation projects. Has history of funding dams and wells, ram pump technology, wastewater treatment, watershed restoration, soil conservation and restoration, sustainable agriculture and water reduction needs, lake restoration, hydration centers, water sanitation. Strong international focus.	Open to public agencies and nonprofits.	There is no dollar limitation for grant requests.	The Coca-Cola Company and its affiliated foundations accept applications for contributions, fundraising dinners, and community sponsorships year-round.	https://www.coca-colacompany.com/our-company/the-coca-cola-foundation	Applications must be submitted electronically using the link provided.
Water Quality (Coastal)	**California State Water Resources Control Board - Clean Beaches Initiative Grant Program**	Projects to Improve Coastal Water Quality. Implementation projects included in Stormwater Resource management Plans.	Public agencies, nonprofit organizations, public utilities, federally recognized Indian tribes, state Indian tribes listed on Native American Heritage Commission's California Tribal Consultation List, and mutual water companies.	To be determined based on appropriations and available funds. Minimum grant is $150K and maximum is $5M. Cost share: 20% for Projects $1,000,000 to $5,000,000 (inclusive); 15% for Projects less than $1,000,000; 75% for sewer infrastructure Projects. Disadvantaged community match: 10% for Projects $1,000,000 to $5,000,000 (inclusive); 5% for Projects less than $1,000,000.	Funds to be expended through the Proposition 1 Storm Water Program solicitation. - Planning and Implementation Round 1: CLOSED - Implementation Round 2: Tentative for Late 2018 or Early 2019	www.waterboards.ca.gov/water_issues/programs/beaches/cbi_projects/index.shtml	
Water Quality	**California State Water Resources Control Board - Orphan Site Cleanup Fund**	The Orphan Site Cleanup Fund (OSCF) is a grant program within the Division of Financial Assistance. The OSCF Program provides financial assistance to eligible applicants for the cleanup of sites contaminated by leaking petroleum underground storage tanks (USTs) where there is no financially responsible party, and the applicant is not an eligible claimant to the UST Cleanup Fund.	• Grantee is not eligible for the UST Cleanup Fund. • Grantee did not cause or contribute to release. • Grantee has no affiliation with a person who caused or contributed to the release. • Principal source of contamination is from a petroleum UST. • No financially responsible party has been identified to pay for the cleanup	The OSCF program is no longer limited to funding only brownfield sites. The maximum amount of grant monies available for an eligible occurrence is $1.5 million for grant applications filed before January 1, 2015. The maximum amount of grant monies available for an eligible occurrence drops to $1 million for any grant application filed on or after January 1, 2015.	Application accepted on a continuous basis. Funding is available for grant applications filed before January 1, 2015 and on/after January 1, 2015.	https://www.waterboards.ca.gov/water_issues/programs/ustcf/oscf.shtml	
Water Quality	**CalRecycle Supplemental Environmental Project Funding**	CalRecycle has developed a policy and procedures for supplemental environmental projects (SEP), per AB 1071 which intends to direct additional resources to disadvantaged communities to appropriately address environmental health impacts in these communities through the implementation of SEPs. A supplemental environmental project allows entities in violation of environmental laws to voluntarily undertake environmental projects as part of a settlement of an enforcement action. AB 1071 intends SEPs to include a focus on benefiting disadvantaged communities and engaging community-based organizations.	DACs and community-based organizations	The amount of the SEP may be up to 50% of the settlement penalties.	Projects may be submitted all year round.	http://www.calrecycle.ca.gov/EnvJustice/SEP/	To apply, fill out the proposal form here: https://calepa.ca.gov/sep-proposal-form/. For additional information on submitting a SEP proposal, please read CalRecycle's SEP Criteria and Categories document or e-mail EnvironmentalJustice@calrecycle.ca.gov.
Water Quality	**California State Water Resources Control Board - Supplemental Environmental Projects (SEPs)**	Supplemental Environmental Projects (SEPs) are environmentally beneficial projects that a settling party agrees to undertake in the settlement of an action to offset a portion of a civil penalty. The State Water Board supports the inclusion of SEPs in the settlement of an enforcement action, so long as these projects meet the criteria specified in the SEP Policy to ensure that the selected projects have environmental value, further the enforcement goals and other important policies of the Water Boards, and are subject to appropriate input and oversight by the Water Boards.	Public entities and stakeholder organizations (NGOs) with projects in areas governed by the Water Board. A more defined public process for soliciting potential SEPs is part of the proposed SEP Policy amendment.	Amount of SEP: Administrative civil liabilities and civil penalties assessed under the Water Code are paid into special funds for specific environmental purposes. The State Water Board has a strong interest in monitoring the use of funds for SEPs that would otherwise be paid into accounts for which it has statutory management and/or disbursement responsibilities. No settlements shall be approved by the Water Boards that fund a SEP in an amount greater than 50 percent of the total adjusted monetary assessment against the settling party. The total adjusted monetary assessment is the total amount assessed, exclusive of a Water Board's investigative and enforcement costs.	Applications accepted on a continuous basis. The Water Boards are currently seeking proposals for SEPs to be compiled into a statewide proposed SEP list. This list will be available to the public and updated on a quarterly basis.	https://www.waterboards.ca.gov/water_issues/programs/enforcement/sep.html	Matthew Buffleben at Matthew.Buffleben@waterboards.ca.gov can also assist in connecting you with the appropriate Regional Water Board or State Water Board Division contact.

Primary Project Benefit	Agency & Program Name	Program Description & Eligible Projects	Eligible Applicants	Funding Amount & Cost Share/Funding Match	Due Date	Link to Guidelines / Application	Comments
Water Quality	**California State Water Resources Control Board - Agricultural Drainage Management Loan Program**	The Agricultural Drainage Management Loan Program, created by Proposition 204 and distributed through the Agricultural Drainage Management Subaccount, provides loan and grant funding for Drainage Water Management Units. Drainage Water Management Units are land and facilities for the treatment, storage, conveyance, reduction or disposal of agricultural drainage water that, if discharged untreated, would pollute or threaten to pollute the waters of the State. This program is available to any city, county, district, joint power authority, or other political subdivision of the State involved with water management.	Eligible Applicants include any city, county, district, joint powers authority or other political subdivision of the State involved with water management.	Total of $10.44 Million available. Loan repayments are for a period of up to 20 years	Continuous application process.	https://www.waterboards.ca.gov/water_issues/programs/grants_loans/agdrain/agdrain_mgmt.shtml	Conny Mitterhofer Senior Water Resource Control Engineer Division of Financial Assistance (916) 341-5720
Water Quality	**California State Water Resources Control Board - Agricultural Drainage Loan Program**	The Agricultural Drainage Loan Program was created by the Water Conservation and Water Quality Bond Act of 1986 to address treatment, storage, conveyance, or disposal of agricultural drainage water that threatens waters of the State. Projects must address treatment, storage, conveyance or disposal of agricultural drainage that threaten waters of the State.	Eligible Applicants include any city, county, district, joint powers authority or other political subdivision of the State involved with water management.	Total of $ 6.66 Million available. Loan repayments are for a period of up to 20 years	Continuous application process.	https://www.waterboards.ca.gov/water_issues/programs/grants_loans/agdrain/agdrain_loan.shtml#funding	Conny Mitterhofer Senior Water Resource Control Engineer Division of Financial Assistance (916) 341-5720
Water Quality	**California Department of Toxic Substances Control (DTSC) Supplemental Environmental Projects Funding**	DTSC's first Supplemental Environmental Project (SEP) Policy encourages projects that benefit California communities most burdened by environmental harm, and demonstrates DTSC's commitment to environmental justice. SEPs are projects that: Improve the environment or public health; are voluntarily taken by a defendant in the settlement of an enforcement action; may offset a portion of a penalty; and go beyond compliance with legal requirements. Please Note: CalEPA has requested that all project proposals be submitted through their form. CalEPA staff will then forward projects to the corresponding agencies.	Public or non-profit (NGO) entity with a project that meets the following: Prioritizes projects in communities where a violation occurred; Prioritizes projects in environmental justice communities and disadvantaged communities; Identifies federally recognized Native America tribes as potential recipients of SEPs; and	Provides the option to allocate up to 50% of fines and penalties to a SEP	DTSC is currently seeking project proposals that could be funded.	http://www.dtsc.ca.gov/GetInvolved/SEP/SEPs.cfm	To stay updated on all future announcements about SEPs, please send an email to sep-comment@dtsc.ca.gov. CalEPA's form can be found at their website here: https://calepa.ca.gov/supplemental-environmental-projects/
Water Quality	**California Department of Pesticide Regulation Supplemental Environmental Project Funding**	A Supplemental Environmental Project (SEP) is used to offset a portion of the civil penalties for violators illegally using pesticides and are environmentally beneficial projects that a respondent agrees to voluntarily undertake in settlement of an enforcement action. SEPs improve pesticide use to minimize potential impact to people and the environment, particularly in disadvantaged communities. A proposal form must be submitted, located at the following link: https://calepa.ca.gov/sep-proposal-form/	Public entities and stakeholder organizations (NGOs).	The amount of the SEP may be up to 50% of the settlement penalties.	DPR is currently seeking project proposals that could be funded.	http://www.cdpr.ca.gov/docs/enforce/enfords/sep_policy.htm	For content questions, contact: Marta Barlow, Acting Chief Counsel Phone: (916) 324-2666 E-mail: Marta.Barlow@cdpr.ca.gov
Water Quality	**California Air Resources Board Supplemental Environmental Project Funding**	The Supplemental Environmental Project (SEP) Policy allows community-based projects to be funded from a portion of the penalties received during settlement of enforcement actions. SEPs can improve public health, reduce pollution, increase environmental compliance, and bring public awareness to neighborhoods most burdened by environmental harm. ARB has a policy for allowing a SEP to be used in lieu of a portion of a penalty payment to mitigate the effects of a particular violation. Project proposals must meet all the following criteria: Reduce direct/indirect air emissions or exposure to air pollution (e.g. Diesel PM, NOx, Greenhouse gases, VOCs, etc.), Relate to the violation, Not benefit the violator, Go above and beyond regulatory requirements, & Pursuant to Assembly Bill 1071, higher consideration will be given to projects within or that benefit disadvantaged communities.	Public entities and stakeholder organizations (NGOs).	The amount of the SEP may be up to 50% of the settlement penalties.	ARB is currently seeking project proposals that could be funded.	https://www.arb.ca.gov/enf/seppolicy.htm	In order for a project to be considered for funding, a SEP Proposal Form with supporting documentation is required. To submit a proposal, please fill out a SEP Proposal Form available at the following link: https://calepa.ca.gov/sep-proposal-form/

Attachment 2
MWDOC Member Agencies Grant Assistance Program Monthly Report
Potential Funding Opportunities (Current)
MWDOC Member Agency Grant Assistance Program

Primary Project Benefit	Agency & Program Name	Program Description & Eligible Projects	Eligible Applicants	Funding Amount & Cost Share/Funding Match	Due Date	Link to Guidelines / Application	Comments
Water Education	**Metropolitan Water District of Southern California (MWD) - Community Partnering Program (CPP)**	The Community Partnering Program sponsors water-related educational outreach programs: community forums, workshops and water festivals, curriculum development for grades K-12, after-school programs, exhibits, promotional materials, and native plant garden signage. Applications will be evaluated on their ability to address key points: Supports the discussion of Metropolitan's broader regional benefits— water conservation, water-use efficiency, water quality, water reliability, or water supply; and supports community involvement and participation with other resource entities: regional, state or national institutions and/or MWD member agencies	Sponsorships for community-based organizations including nonprofit groups, professional associations, educational institutions and public agencies.	Applications must be submitted 30 days prior to the start date of the event or program. Requests for a maximum $2,000 award will be reviewed year-round and funds are awarded throughout the year. Funds are limited, however, and may be depleted prior to the ending of this fiscal year (June 30). Combined administrative and labor expenses are limited to 20% (up to $400) of the total MWD sponsorship award.	Application period opened July 1, 2018 and are accepted until funds are depleted.	http://www.mwdh2o.com/inthecommunity/community-outreach	
Wastewater	**California State Water Resources Control Board - Clean Water State Revolving Fund Program Small Community Grant**	Program provides grants and technical assistance to small DACs for CWSRF-eligible wastewater projects. With regard to wastewater, these include both failing septic systems and failing outdated and undersized wastewater treatment plants. Small and/or DACs generally have higher per capita costs. Disadvantaged (median household income [MHI] of less than 80 percent of the statewide MHI) and severely disadvantaged (MHI of less than 60 percent of the statewide MHI) small communities face the additional burden of lower household incomes.	Eligible entities include: any city, town, district, or other public body created under state law, including state agencies; any designated and approved management agency under Section 208 of the Clean Water Act; a 501(c)(3).	Prop 1 allocates $260 million to the Clean Water State Revolving Fund (CWSRF) Small Community Grant (SCG) Fund. The State Water Board has an annual SCG appropriation of $8 million dollars, which is administered consistent with the CWSRF Intended Use Plan (IUP), and the CWSRF Policy. The Prop 1 funds will supplement existing SCG authority. Administering these funds as a part of the CWSRF Program allows grant funds to be easily leveraged with low-interest financing available through the CWSRF Program.	Applications accepted on a continuous basis.	https://www.waterboards.ca.gov/water_issues/programs/grants_loans/small_community_wastewater_grant/projects.shtml	Contact the Division as early as possible to coordinate your financing with your project's schedule. Contact info: CleanWaterSRF@waterboards.ca.gov or phone (916) 327-9978.
Flood Management, Water Quality	**California Department of Water Resources - Urban Streams Restoration Program**	Technical assistance for The Urban Streams Restoration Program provides grants to local communities for projects to reduce flooding and erosion and associated property damages; restore, enhance, or protect the natural ecological values of streams; and promote community involvement, education, and stewardship.	Local public agencies or nonprofit/citizens groups.	No grant solicitation is scheduled for 2018.	Solicitation for Technical Assistance is open and continuous statewide on a first come first serve basis.	https://www.water.ca.gov/Work-With-Us/Grants-And-Loans/Urban-Streams	
Energy	**David and Lucile Packard Foundation**	Increasing energy efficiency across all sectors; help ensure that fishing and marine aquaculture are sustainable and to protect places that are vital to maintaining biodiversity and wild fish stocks; Understand and proactively address the impacts of greenhouse gas emissions on the ocean.	Grants are made only for charitable, educational, or scientific purposes, primarily from tax-exempt charitable organizations. The Packard Foundation does not fund the following: Lobbying and activities to influence specific legislation, Conference fees and tuition assistance, Religious organizations, Individuals	Depending on budget size and introductory conversation with program officer.	LOIs accepted on a continuous basis.	https://www.packard.org/what-we-fund/ocean/	
Energy	**Southern California Edison - Self Generation Incentive Program (SGIP)**	The Self-Generation Incentive Program (SGIP) provides financial incentives for the installation of new qualifying technologies that are installed to meet all or a portion of the electric energy needs of a facility. The purpose of the SGIP is to contribute to Greenhouse Gas (GHG) emission reductions, demand reductions and reduced customer electricity purchases, resulting in the electric system reliability through improved transmission and distribution system utilization; as well as market transformation for distributed energy resource (DER) technologies.	Residential, commercial, industrial, government and non-profit customers who install qualifying types of distributed generation to meet all or a portion of their own energy needs.	SGIP offers rebates	Applications accepted on a continuous basis.	https://www.selfgenca.com/home/about/	All SGIP applications and required documents at all stages of the application process must be submitted via the SGIP online application database at www.selfgenca.com. Mailed, emailed, faxed or hand delivered applications will not be accepted.
Energy	**California Infrastructure and Economic Development Bank (IBank) - California Lending for Energy and Environmental Needs (CLEEN) Center**	Provide financing for public infrastructure projects such as: • Energy Efficiency • Renewable Energy Sector • Energy Storage • Water Sector • Alternative Technologies • Alternative Fuels • Transportation • Statewide Energy Efficiency Program (SWEEP) • LED Street Lighting Program (LED Program)	Eligible Applicants include, but are not limited to: any subdivision of a local government, including cities, counties, special districts, assessment districts, joint powers authorities and non-profit corporations (as deemed eligible).	The ISRF Program provides financing to public agencies and non-profit corporations, sponsored by public agencies, for a wide variety of infrastructure and economic development projects (excluding housing). ISRF Program funding is available in amounts ranging from $50,000 to $25 million with loan terms for the useful life of the project up to a maximum of 30 years	Applications accepted on a continuous basis.	http://www.ibank.ca.gov/cleen-center/	

Primary Project Benefit	Agency & Program Name	Program Description & Eligible Projects	Eligible Applicants	Funding Amount & Cost Share/Funding Match	Due Date	Link to Guidelines / Application	Comments
Funding Applications with Past or Anticipated Deadlines							
Water Supply, Reliability and Efficiency, Water Quality	**US Bureau of Reclamation - Basin Studies**	Through the Basin Studies, Reclamation works with States, Indian tribes, local partners, and other stakeholders in a cooperative manner to evaluate the ability to meet future water demands within a river basin and to identify adaptation and mitigation strategies to address the potential impacts of climate change.	States, tribes, water districts, cities, and other local governmental entities with water delivery or management authority located in the western United States	Basin Studies are not a financial assistance program Reclamation Cost Share: 50% Non-Federal Cost Share: 50% or greater	Request for Letters of Intent sent out in November 2017 and was due in **January 2018.**	https://www.usbr.gov/watersmart/bsp/index.html	
Flood Management	**California Department of Water Resources - Flood Emergency Response Projects Grants**	This grant is designed to provide funding for local emergency responders in California, outside the legal Delta, to improve their capacity to respond to flood emergencies. implementation of the Flood Emergency Response Program outside of the legal Delta. Funding will be prioritized through three sequential steps: 1) Planning & Coordination, 2) Training & Exercises, and 3) Facilities, Equipment, & Supplies	California public agencies with primary responsibility for flood emergency response and coordination are eligible to apply. "Primary responsibility for flood emergency response and coordination" applies to counties, cities, flood control districts, reclamation districts, local maintaining agencies, and Tribal governments in California. The geographic scope of this grant is statewide with the exception of the legal Delta.	$5 million total available. Although a funding match is not a requirement of this grant, fully or partially matched funds will be taken into account when determining the overall value of the project.	Applications due **January 29, 2018**	https://www.water.ca.gov/Work-With-Us/Grants-And-Loans/Flood-Emergency-Response-Projects-Grants	
Water Supply, Reliability and Efficiency, Water Quality	**US Bureau of Reclamation - Cooperative Watershed Management Program**	Funding will be provided for Phase I activities, including the establishment or expansion of an existing watershed group. Funding will be provided for Phase II activities, for watershed management projects. Funding will be provided for Phase II activities, for watershed management projects.	States, Indian tribes, local and special districts (e.g., irrigation and water districts), local governmental entities, and non-profit organizations that are located in the western United States	Reclamation anticipates that approximately $1.5 million will be available for this FOA. Up to $50,000 may be awarded to an applicant per year, for a period of up to two years. Cost Share: No non-Federal cost-share required for Phase I activities. For Phase 2, up to $100,000 available for projects with cost share: 50% or greater.	Applications were due **January 31, 2018.** For Phase 2, FOA will be posted in Spring (March 2018).	https://www.usbr.gov/watersmart/cwmp/index.html	
Water Quality	**California State Water Resources Control Board - 319(h) Non-point Source Grant Program**	Grant funds to implement projects or programs that reduce Nonpoint Source (NPS) pollution. Projects that qualify for funding must be conducted within the state's NPS priority watersheds. Project proposals that address Total Maximum Daily Load implementation and problems in impaired waters are favored. The NPS Grant Program funds projects that implement forest management measures on forest lands to improve water quality. There is also a focus on implementing management activities to reduce or prevent pollutants that threaten or impair surface and ground waters.	Public Agencies, Local Agencies, Non-profits, Indian Tribes.	$4.5 million total, with $75K to $125K per planning project, and $250K to $750K per implementation project. Maximum grant project period is three years. Requires 25% match unless waiver of match is approved.	Application due **February 8, 2018** Annual solicitation, with applications through FAAST.	www.waterboards.ca.gov/water_issues/programs/nps/319grants.shtml	For questions or comments about the Nonpoint Source Grant Program please contact Jodi Pontureri, Div. of Water Quality by email at Jodi.Pontureri@waterboards.ca.gov or phone at (916) 341- 5306.
Water Supply, Reliability and Efficiency	**US Bureau of Reclamation WaterSMART Grants - Reservoir Operations Alternatives—Calculating Economic Effects**	Develop a methodology for analyzing the economic effects of reservoir operating alternatives. Applicants under this FOA may request funding for projects that include both (i) a technical study that develops a methodology for analyzing the economic effects of reservoir operating alternatives and potential improvements and (ii) a transferable tool for reservoir operators to use to estimate the benefits of specific reservoir operating alternatives and potential improvements.	States, tribes, irrigation districts, water districts, universities, nonprofit research institutions, organizations with water or power delivery authority, or nonprofit organizations	Up to $150,000. Cost Share: 50 percent or more of total project costs	Application due: **February 27, 2018**	N/A	

Primary Project Benefit	Agency & Program Name	Program Description & Eligible Projects	Eligible Applicants	Funding Amount & Cost Share/Funding Match	Due Date	Link to Guidelines / Application	Comments
Water Supply, Reliability and Efficiency	**US Bureau of Reclamation - Agricultural Water Use Efficiency Grants (Ag WUE)**	The Bureau of Reclamation and the Natural Resources Conservation Service are collaborating to make federal funding available in California to improve the efficiency of agricultural water use throughout the state. The projects funded through this partnership will help communities build resilience to drought, including the modernization of their water infrastructure and efficiently using scarce water resources, while supporting the agricultural economy. Eligible projects: directly enabling on-farm water conservation or water use efficiency projects that can be undertaken by farmers and ranchers. BOR and NRCS encourage water suppliers to work with farmers to identify roles suppliers play to facilitate and/or assist with on-farm improvements.	In accordance with Public Law 111-11, any eligible applicants are State, Indian tribe, irrigation district, water districts, or other organization with water or power delivery authority.	Reclamation's share of any one proposed project shall not exceed the grant funding amount specified in the FOA or 50 percent of the total project costs. Multiple applications from one entity for different projects may be submitted for consideration under this FOA. In addition, applicants may apply for funding of projects eligible under the other BDRWUE FOA. However, no more than $1,000,000 in FY2017 BDRWUE Grant funding will be awarded to any one entity.	Applications due **March 2018.** FOA expected on grants.gov in the Winter.	www.usbr.gov/mp/watershare/index.html	
Water Supply, Reliability and Efficiency	**US Bureau of Reclamation WaterSMART Grants - Desalination and Water Purification Research Program for fiscal year (FY) 2018**	The United States Department of the Interior (DOI), Bureau of Reclamation's (Reclamation) Desalination and Water Purification Research Program (DWPR) works with Reclamation researchers and partners to develop more innovative, cost-effective, and technologically efficient ways to desalinate or treat water. By providing financial assistance to such research and technology innovation, the DWPR program supports the Department of the Interior's priorities: • Creating a conservation stewardship legacy second only to Teddy Roosevelt • Utilizing our natural resources • Restoring trust with local communities • Striking a regulatory balance • Modernizing our infrastructure	Individuals, institutions of higher education, profit organizations, (See FOA Sec. C.1) State and local governmental entities, non-profit organizations, Federally-funded Research and Development Centers, United States-Mexico binational research foundations and interuniversity research programs, and Indian tribal governments and organizations. Foreign entities are not eligible for funding under the authorizing legislation for this program, except for the United States-Mexico binational entities as mentioned above. Federal agencies are not eligible to apply.	The President's FY 2018 budget request includes $1.753 million for research under the DWPR program. Reclamation anticipates awarding up to $1,200,000 for projects funded under this FOA. Funding Group I: Laboratory Scale projects. Up to $150,000 per applicant Funding Group II: Pilot Scale projects. Up to $200,000 per applicant per year, for a total of up to $400,000 over two years. For institutions of higher education and for United States-Mexico, binational research foundations and inter-university research programs, non-Federal cost share is not required but highly encouraged. All other applicants must provide at least 75 percent non-Federal cost share. This may be reduced if it is determined that the project is not feasible without increased Federal contributions. Under no circumstances will the Federal share of projects funded under this FOA exceed 50 percent of the total project costs.	Applications due **May 1, 2018,** 4:00 p.m. Mountain Daylight Time (MDT)	https://www.grants.gov/web/grants/view-opportunity.html?oppId=301097	
Water Supply, Reliability and Efficiency, Energy	**US Bureau of Reclamation WaterSMART Grants - Water and Energy Efficient Grants**	Projects that seek to conserve and use water more efficiently; increase the production of hydropower; mitigate conflict risk in areas at a high risk of future water conflict; enable farmers to make additional on-farm improvements in the future, including improvements that may be eligible for Natural Resources Conservation Service (NRCS) funding; and accomplish other benefits that contribute to water supply reliability in the western United States.	States, Indian tribes, irrigation districts, water districts, or other organizations with water or power delivery authority located in the western United States.	Up to $300,000 for projects to be completed within two years of award date; or Up to $1,000,000 for projects to be completed within three years from award date. Cost Share: 50% or greater.	Applications due **May 10, 2018.**	https://www.grants.gov/web/grants/search-grants.html?keywords=water%20and%20energy	
Water Quality	**Orange County Transportation Authority - Measure M, Environmental Cleanup Program (ECP), Tier 1 Fiscal Year**	Stormwater management: funding for equipment purchases and installation to existing catch basis and related best management practices such as screens, filters, inserts, and other "street-scale" low flow diversion devices.	Public agencies.	$2.8M available	Applications due **May 18, 2018**	http://www.octa.net/Projects-and-Programs/OC-Go/OC-Go-(2011-2041)/Water-Quality/Tier-1-Call-for-Projects/	
Water Supply, Reliability and Efficiency	**US Bureau of Reclamation - Water Conservation Field Services Program**	Pre-project activities such as planning and design to support water conservation and water efficiency programs. The four categories of pre-project activities are performing System Optimization Reviews, designing water management improvements, demonstration of innovative technologies, and development of water management plans.	States, Indian tribes, irrigation districts, water districts, or other organizations with water or power delivery authority located in the western United States.	Up to $100,000 for projects to be completed within two years from project start date. 50% cost-share: Project pre-award costs that have been incurred prior to the date of award but after January 1, 2017 may be submitted for cost-share.	Grant deadline **May 22, 2018.** Anticipate FOA release March 2019.	https://www.grants.gov/web/grants/search-grants.html	

Primary Project Benefit	Agency & Program Name	Program Description & Eligible Projects	Eligible Applicants	Funding Amount & Cost Share/Funding Match	Due Date	Link to Guidelines / Application	Comments
Water Quality, Water Supply, Reliability and Efficiency	**State of California Coastal Conservancy Prop 1 Grant Program**	Multi-benefit, water sustainability, protect and enhance anadromous fish habitat, wetland restoration, urban greening.	Public agencies, federal and state Indian tribes, public utilities, non-profits, mutual water companies.	$50M available. The Conservancy will award additional points to applicants with significant matching funds from nonstate sources. The amount of leveraged funding will be specifically identified in every staff recommendation for potential approval by the Conservancy Board. The Conservancy will provide a summary of the total leverage of Conservancy funds from all its grant programs in an annual financial report to the Conservancy Board	Applications due **June 8, 2018**. Grants are awarded during December 2018 Board meeting.	http://scc.ca.gov/grants/proposition-1-grants/	
Water Quality	**California Department of Fish and Wildlife - Watershed Restoration & Delta Water Quality and Ecosystem Restoration Grant Programs**	Watershed Restoration Program focuses on water quality, river, and watershed protection and restoration projects of statewide importance outside of the Sacramento-San Joaquin Delta. Funding shall only be used for projects that will provide fisheries or ecosystem benefits or improvements that are greater than required applicable environmental mitigation measures or compliance obligations, except for any water transfers for the benefit of subsection (d) of Section 3406 of the Central Valley Project Improvement Act.	Eligible entities include public agencies within California, nonprofit organizations registered with the California Secretary of State, public utilities, federally recognized Indian tribes, and mutual water companies.	TBD depending on final release of the guidelines (still in Draft period). Beginning in 2015, these grant programs are investing $285 million in projects of statewide importance outside of the Delta.	Final Solicitation Released 4/30/18. Proposals were due Wednesday, **June 13, 2018,** by 4:00 PM, PDT.	https://www.wildlife.ca.gov/Conservation/Watersheds/Restoration-Grants	CDFW anticipates awarding grants as early as August 2018, with grant agreement execution approximately six months from award date.
Water Quality	**California Department of Natural Resources - Environmental Enhancement and Mitigation Program**	Mitigation of environmental impacts for state transportation facilities.	State, local, federal, or 501c3 nonprofit organizations.	$7M available; grants for individual projects are generally limited to $500,000 each. Matching funds are not required for EEM Program grants. However, applications which include other sources of funds for the proposed project will be more competitive.	Applications due: **June 20, 2018.**	http://resources.ca.gov/grants/environmental-enhancement-and-mitigation-eem/	
Wetlands	**US Environmental Protection Agency - National Wetland Program Development Grants**	Projects that are designed to support state/tribal/local government program officials, staff, and/or other interested stakeholders, and address state/tribal/local government wetland program development or refinement. These projects should help state/tribal/local governments determine and examine wetland-related needs (e.g., wetland loss of acreage or function, public perception of the value of wetlands, and management of wetland resources); program development needs (i.e., Monitoring and Assessment, Voluntary restoration/Protection, Regulatory Approaches, and Wetland-Specific Water Quality Standards); and/or develop solutions to wetland-related challenges by creatively applying the full array of available planning, technical, outreach/education, and financial tools or developing such tools.	States, tribes, local government agencies, interstate agencies, and intertribal consortia; also universities that are agencies of a state government; non-profits are not eligible.	The total amount of expected federal funding available under this announcement is approximately $700,000 ($350,000 expected from FY 2018 and $350,000 expected from FY 2019), depending on Agency funding levels, the quality of proposals received, and other applicable considerations. EPA will fund a maximum of 75 percent of the total project cost. It is anticipated that approximately three to seven awards will be incrementally funded under this announcement. The federal portion of the awards for projects selected will range from $75,000 to $200,000, depending on the amount requested and the overall size and scope of the projects. It is anticipated that awards under this announcement will have one to four year project periods.	Applications due **June 21, 2018.**	https://www.epa.gov/sites/production/files/2018-05/documents/hq_fy18-19_wpdg_rfp_-_08_may_2018_final.pdf	Following EPA's evaluation of proposals, all applicants will be notified regarding their status. Final application(s) will be requested from those eligible entities whose proposal(s) has been successfully evaluated and preliminarily recommended for award. Those entities will be provided with instructions and a due date for submittal of the final application package.

Primary Project Benefit	Agency & Program Name	Program Description & Eligible Projects	Eligible Applicants	Funding Amount & Cost Share/Funding Match	Due Date	Link to Guidelines / Application	Comments
Energy	**South Coast Air Quality Management District (AQMD) Natural Gas Infrastructure Funding Opportunities**	Clean Transportation Funding™ to assist in the construction of Natural Gas Refueling Infrastructure within the South Coast Air Quality Management District (SCAQMD). This funding opportunity has at its core the following goals and objectives: □ Offer funding opportunities to most, if not all, entities interested in pursuing natural gas infrastructure projects, including public and private site owners, fleet owners, infrastructure providers, fuel providers, and school districts; □ Provide incentives for the construction or expansion of natural gas refueling stations; □ Provide an additional funding incentive for refueling stations that utilize natural gas produced from renewable sources; □ Offer incentives to fleets to upgrade their existing vehicle maintenance facilities to accommodate indoor maintenance of gaseous-fuel vehicles; □ Support the training of technicians in the maintenance of natural gas-fueled vehicles and infrastructure; □ Support fleets purchasing natural gas vehicles in	Most entities interested in implementing natural gas refueling station projects within the SCAQMD jurisdiction are welcome to participate in the Program.	The amount of MSRC Clean Transportation Funding™ allocated for the Natural Gas Infrastructure Program is $4,000,000. Of this amount, a maximum of $150,000 may be awarded for technician training. The MSRC has established a Geographical Funding Minimum for each county within the SCAQMD. The geographical funding minimum amount has been set at $500,000 per county. This funding set-aside guarantees a minimum level of funding for each county to implement natural gas infrastructure projects. At the end of the application submittal period, June 29, 2018, if any county has funds remaining in its geographical minimum, these funds will be made available to qualifying projects from any other county in order of receipt. The total of the MSRC funding award cannot exceed 50% of the Total Project Cost.	Applications due: **June 29, 2018.**	http://www.aqmd.gov/docs/default-source/grants/pa2017-07.pdf?sfvrsn=4	
Water Supply, Reliability and Efficiency	**California State Water Resources Control Board - Cleanup and Abatement Account (CAA) Interim Emergency Drinking Water Program**	For addressing the interim emergency drinking water needs of those communities that suffer from drought-related water outages or threatened emergencies and disadvantaged communities with a contaminated water supply. Eligible Projects (included, but not limited to) Bottled Water, Well Repair, Well Rehabilitation, and Replacement Vending Machines, Point of Use Devices, (for example, Filtration) Hauled Water, Emergency Interties, Treatment Systems, etc.	Eligible recipients are the following: (1) A public agency that serves a disadvantaged community; (2) A tribal government that is serving a disadvantaged community, (3) A not-for-profit organization serving a disadvantaged community; or (4) A community water system that serves a disadvantaged community.	Emergency funding will generally be limited to $500,000 per project, including both grant and direct expenditures, unless the State Water Board determines that the size of the community and nature of the emergency require a greater expenditure of funds to adequately address the emergency. Total funds available: $19 Million.	Funds must be encumbered by June 30, 2016 and spent by **June 30, 2018.** Applications can be submitted on a continuous basis through FAAST until funds exhausted.	www.waterboards.ca.gov/water_issues/programs/grants_loans/caa/dw_droughtfund/	
Water Supply, Reliability and Efficiency, Park	**California Department of Parks and Recreation - Land and Water Conservation Fund, FY2018 Outdoor Recreation Legacy Partnership Program**	The purpose of the LWCF ORLP is to provide grants to acquire and/or develop public lands for outdoor recreation purposes consistent with the purposes of the LWCF, but with the further specific goals of funding projects that: - Are located within or serve jurisdictions delineated by the Census Bureau from the 2010 Census as "urbanized areas," that is, areas with a population of 50,000 or more people and consisting of densely settled territory. - Are located in or are directly accessible to neighborhoods or communities that are underserved in terms of parks and recreation resources and where there are significant populations of people who are economically disadvantaged.	States and eligible sub-recipients, including: *other state agencies, local units of government (state political subdivisions such as cities, counties, and special purpose districts such as park districts), and federally-recognized Indian Tribes. Further, for a project to be eligible the sub-recipient (project sponsor) must: - Represent a city jurisdiction of at least 50,000 people*, AND - Be named as one of the 497 urbanized areas delineated by the Census Bureau OR be a jurisdiction that lies geographically within one of the delineated urbanized areas. - If the project sponsor is a state agency or a county, the project	Estimated Amount of Funding Available per Award: Project sponsors must request a minimum of $250,000 and may request up to a maximum of $750,000. Match: dollar for dollar (1 to 1); applicants will have to demonstrate they can fund 100% of the project costs; then will be reimbursed for 50% of that total. Applicant must be able to cash flow 100% of the project without LWCF. The FY18 ORLP competition will make available up to $13.3 million appropriated by Congress in FY17 ($12 million) plus some unused funds from FY16.	Applications due: **July 6, 2018**	https://www.parks.ca.gov/?page_id=21360	

Primary Project Benefit	Agency & Program Name	Program Description & Eligible Projects	Eligible Applicants	Funding Amount & Cost Share/Funding Match	Due Date	Link to Guidelines / Application	Comments
Water Quality, Water Supply, Reliability and Efficiency, Park	**California Department of Housing and Community Development - Community Development Block Grant (CDBG) Program**	Project must "principally" benefit low/moderate income persons/households. For example: a) create or improve a park in a community where at least 51% of residents are low/moderate income. b) Upgrade public access to a facility for ADA compliance, c) Pay for project feasibility study, final plans and specs, site acquisition and construction, and grant administration costs of parks, Installation of ADA improvements in public facilities. 1)Community Development Allocation (CD -- formerly the General Allocation) Activities: Community Development, Native American, Colonia, Planning and Technical Assistance; 2) Economic Development Allocation (ED) Activities: Over-the-Counter (OTC), Enterprise Fund, Business Assistance, Microenterprise Assistance, Planning and Technical Assistance, 3) Drought-Related Lateral Program: Lateral pipes and connectors, Connection fees, Abandonment of dry wells	Cities or counties that are not under HUD's CDBG entitlement program Jurisdictions can fund their own facilities or pass funds through to special districts or agencies	Funding limits vary by activity as specified in each NOFA. Six Types of Activities: 1-Housing Assistance, 2-Public Facilities, 3-Infrastructure and Infrastructure in Support of Housing, 4- Public Services, 5-Planning and Technical Assistance, and 6-Economic Development. Cash Match Requirements - The PTA activity requires local matching funds to be committed to the activity, the required commitment is five percent of the total funding amount.	Notice of Funding Availability (NOFA) scheduled for **release in 2018.** Jurisdiction sets type of financing and terms (grants vs. loans)	http://www.hcd.ca.gov/grants-funding/active-funding/cdbg.shtml	
Water Supply, Reliability and Efficiency	**US Bureau of Reclamation WaterSMART Grants - Drought Response Program - Resiliency Projects**	Reclamation will provide funding for projects that will help communities prepare for and respond to drought. Typically, these types of projects are referred to as "mitigation actions" in a drought contingency plan. Reclamation will fund projects that will build resilience to drought by ● Increasing the reliability of water supplies ● Improving water management ● Providing benefits for fish and wildlife and the environment.	States, Indian tribes, irrigation districts, water districts, or other organizations with water or power delivery authority located in the western United States or United States Territories.	Up to $750,000 to implement projects that will build long-term resiliency to drought. Cost Share: 50% or greater.	Funding Opportunity Announcement anticipated for release **Nov. 2018**.	https://www.usbr.gov/drought/	
Water Supply, Reliability and Efficiency	**US Bureau of Reclamation - Bay Delta Restoration Water Use Efficiency (BDRWUE) Grants: CALFED Water Use Efficiency Grant Program**	Reduce existing irrecoverable losses, increasing the overall volume of available water; Achieve multiple state-wide benefits; Preserve local flexibility; and Build on existing water use efficiency programs. Proposals may include any type of implementation, demonstration, or pilot water use efficiency or conservation projects that have benefits to the California Bay-Delta.	State, Indian tribe, irrigation district, water districts, or other organization with water or power delivery authority. Applicants must also be located in the CALFED solution area as identified in the 1999 CALFED Programmatic Environmental Impact Statement/Environmental Impact Report.	Reclamation's share of any one proposed project shall not exceed the grant funding amount specified in the FOA or 50 percent of the total project costs. Multiple applications from one entity for different projects may be submitted for consideration under this FOA. In addition, applicants may apply for funding of projects eligible under the other BDRWUE FOA. However, no more than $1,000,000 in FY2012 BDRWUE Grant funding will be awarded to any one entity.	FOA expected on grants.gov in the **Fall 2018.**	www.usbr.gov/mp/watersjare/index/html	

Primary Project Benefit	Agency & Program Name	Program Description & Eligible Projects	Eligible Applicants	Funding Amount & Cost Share/Funding Match	Due Date	Link to Guidelines / Application	Comments
Funding Applications without Deadlines							
Water Quality, Water Supply, Reliability and Efficiency	**Walton Family Foundation (Private Foundation)**	Projects that sustain vibrant communities and natural resources. Ocean conservation work focuses on securing healthy, sustainable fisheries in the Americas – the U.S., Mexico, Peru and Chile – and Indonesia. Water in the West - creating a healthier Colorado River Basin (https://www.waltonfamilyfoundation.org/stories/water-in-the-west). Applicant must first submit a letter of inquiry. The letter should succinctly describe the organization and the proposed project, specify and briefly explain its relevance to a particular Walton Family Foundation funding area and initiative, and provide an estimate of the funds that would be requested.	Eligibility TBD	Varies program to program. FY16 Grant giving: $83,188,424 to environment.	Only solicited proposals are accepted; an organization interested in applying for a grant needs first to send a brief letter of inquiry.	https://www.waltonfamilyfoundation.org/our-work/environment	Letters of inquiry should be addressed to: Walton Family Foundation ATTN: Letter of Inquiry P.O. Box 2030 Bentonville, AR 72712
Water Supply, Energy	**California Department of Water Resources - Water Energy Grant Programs**	Implementation of water efficiency programs or projects that reduce greenhouse gas emissions, and reduce water and energy use. In 2014 and 2016 they funded these types of programs/projects: Commercial Water Efficiency or Institutional Water Efficiency Programs Residential Water Efficiency Programs that benefit Disadvantaged Communities Projects that reduce greenhouse gas, reduce water and reduce energy use Only projects with water conservation measures that also save energy.	Eligible applicant are local public agencies, joint powers authorities, or nonprofit organizations.	The funding for this solicitation of the Water-Energy grant program appropriated $19 million in funding from the GGRF (Health and Safety Code §39710 et seq.). The maximum grant award is $3 million per proposal, and DWR will not award more than $6 million per applicant. there is no mandated cost-share. However, if the total proposal costs exceed the maximum grant amount, then the applicants are required to document all costs and funding sources necessary to complete the scope of work, and must track the cost share on the DWR invoice form. Proposals that include a cost share may be provided a tie breaker advantage when preparing funding recommendations.	There are no open solicitations at this time. Projects funded in the 2014 and 2016 solicitations are in progress. 2016 awards were announced roughly 3-6 months after submission deadline closed.	https://www.water.ca.gov/Work-With-Us/Grants-And-Loans/Water-Energy-Grant-Programs	Updated PSP is not available as of April 2018; Soto Resources will continue to monitor status.
Water Supply, Reliability and Efficiency	**US Bureau of Reclamation - Drought Program: Emergency Response Actions**	Reclamation will continue to undertake emergency response actions under the Drought Response Program to minimize losses and damages resulting from drought, relying on the authorities in Title I of the Drought Act. Emergency response actions are crisis driven actions in response to unanticipated circumstances. Eligible emergency response actions are limited to temporary construction activities and other actions authorized under Title I that do not involve construction of permanent facilities, including water purchases and use of Reclamation facilities to convey and store water.	Applicant needs an existing drought contingency plan on file or a state governor or tribal leader drought declaration. Assistance must be requested in writing.	Up to $100,000 in Federal funds will be made available for each emergency response action. A non-Federal cost-share is not required; however, requests that include a non-Federal cost-share contribution will receive additional points in the evaluation criteria	Assistance is available through written request.	https://www.usbr.gov/drought/emergency.html	
Water Supply, Reliability and Efficiency	**US Bureau of Reclamation - Title XVI Feasibility Studies**	Funding for development of new Title XVI feasibility studies	Entities with water delivery authority, all located within the 17 western States or Hawaii	Up to $150,000 for feasibility studies to be completed within 18 months; or up to $450,000 for feasibility studies to be completed within 3 years Cost Share: 50% or greater	Status of the FOA TBD in Fall 2017 or Spring 2018		
Water Supply, Reliability and Efficiency	**US Bureau of Reclamation - Title XVI Research**	Funding for Title XVI water reuse research	Entities with water delivery authority, all located within the 17 western States or Hawaii	Up to $75,000 for planning related research, $150,000 for research at existing facilities, and $300,000 for research at new locations. Cost Share: 75% or greater	Status of the FOA TBD in Fall 2017 or Spring 2018.		

Primary Project Benefit	Agency & Program Name	Program Description & Eligible Projects	Eligible Applicants	Funding Amount & Cost Share/Funding Match	Due Date	Link to Guidelines / Application	Comments
Water Supply, Reliability and Efficiency Water Quality	**California Department of Water Resources - Safe Drinking Water – Contaminant Removal Technologies Pilot and Demonstration Projects**	Pilot and Demonstration Projects for Contaminant Removal Technologies for contaminants such as: • Petroleum products, • Nitrosodim- ethylamine, • Perchlorate, • Radionuclides, • Pesticides, • Herbicides, • Heavy metals, • Pharmaceuticals, and • Endocrine disrupters	Public water systems and California Native American Tribes under the regulatory jurisdiction of SWRCB (formerly CDPH) and other public entities.	Up to $5 million per grant Non-state cost share required. Designated funds are being held for disadvantaged communities. No match required for disadvantaged communities or small water systems (public water system serving less than or equal to 1,000 service connections or less than or equal to a population of 3,300).	TBD	TBD	Contact: Steve Giambrone (916) 653-9722
Water Supply, Reliability and Efficiency Water Quality	**California Department of Water Resources Safe Drinking Water – Contaminant Removal Technologies Ultraviolet and Ozone Treatment**	Drinking water disinfecting projects using Ultra Violet technology and ozone treatment.	Public water systems and California Native American Tribes under the regulatory jurisdiction of SWRCB (formerly CDPH) and other public entities.	Up to $5 million per grant. Non-state cost share required. Designated funds are being held for disadvantaged communities. No match required for disadvantaged communities or small water systems.	TBD	TBD	Contact: Steve Giambrone (916) 653-9723
Water Supply, Reliability and Efficiency, Water Quality	**US Bureau of Reclamation - Landscape Conservation Cooperatives**	Applied science projects that enhance the management of natural and cultural resources and have a nexus to water resource management in a changing climate within the Desert and Southern Rockies LCCs boundaries	States (including state agencies), tribes, irrigation districts, water districts, organizations with water or power delivery, universities, non-profit research organizations, and non-profit organizations	Up to $100,000 for projects to be completed within two years Cost Share: 50% or greater	TBD	N/A	
Water Supply, Reliability and Efficiency, Water Quality, Flood Management	**California Department of Water Resources - Urban Streams Restoration Program**	Technical assistance for the Urban Streams Restoration Program provides grants to local communities for projects to reduce flooding and erosion and associated property damages; restore, enhance, or protect the natural ecological values of streams; and promote community involvement, education, and stewardship.	Local public agencies or nonprofit/citizens groups.	No grant solicitation is scheduled for 2018.	No grant solicitation is scheduled for 2018.	https://www.water.ca.gov/Work-With-Us/Grants-And-Loans/Urban-Streams	

FUNDING OPPORTUNITIES RESEARCHED				
AGENCY	**PROGRAM NAME**	**FUNDING TYPE**	**PROJECT TYPES TO FUND**	**STATUS**
FEDERAL				
US Bureau of Reclamation	WaterSMART Grants - Water Marketing Strategy Grants for Fiscal Year 2018	Grant	Water Supply, Reliability and Efficiency	Available
	Title XVI Water Reclamation and Reuse Projects Under the WIIN Act	Grant	Water Supply, Reliability and Efficiency	Available
	Desalination Construction Projects under the WIIN Act	Grant	Water Supply	Available
	WaterSMART Grants - Small-Scale Water Efficiency Projects	Grant	Water Supply, Reliability and Efficiency	Available
	Agricultural Water Use Efficiency Grants	Grant	Water Supply, Reliability and Efficiency	*Tracking*
	Basin Studies	Cost Share	Water Supply, Reliability and Efficiency	*Tracking*
	Bay Delta Restoration Water Use Efficiency Grants: CALFED Water Use Efficiency Grant Program	Grant	Water Supply, Reliability and Efficiency	*Tracking*
	Cooperative Watershed Management Program	Grant	Water Quality, Water Supply, Reliability and Efficiency	*Tracking*
	Drought Program: Emergency Response Actions	Grant	Water Supply, Reliability and Efficiency	*Tracking*
	Landscape Conservation Cooperatives	Grant	Water Supply, Reliability and Efficiency	*Tracking*
	Title XVI Research	Grant	Water Supply, Reliability and Recycling	*Tracking*
	Title XVI Feasibility Studies	Grant	Water Supply, Reliability and Recycling	*Tracking*
	Water Conservation Field Services Program	Grant	Water Supply, Reliability and Efficiency	*Tracking*
	WaterSMART Grants - Desalination and Water Purification Research Program for fiscal year (FY) 2018	Grant	Water Supply, Reliability and Efficiency	*Tracking*
	WaterSMART Grants - Drought Response Program - Resiliency Projects	Grant	Water Supply, Reliability and Efficiency	*Tracking*
	WaterSMART Grants - Reservoir Operations Alternatives—Calculating Economic Effects	Grant	Water Reliability and Economics	*Tracking*
	WaterSMART Grants - Water and Energy Efficient Grants	Grant	Water Supply, Reliability, Efficiency, Energy	*Tracking*
US Environmental Protection Agency	FEMA Hazard Mitigation Grant Program	Grant	Water Supply, Reliability and Efficiency, and Wastewater, Flood Management	Available
	FEMA Public Assistance Grant Program	Grant	Water Supply, Reliability and Efficiency, and	Available
	Water Infrastructure Finance and Innovation Act of 2014 (WIFIA) Loans	Loan	Water Supply, Reliability and Efficiency, Water Quality, Flood Management	Available
	WaterSense Rebate Program offered through MWDOC	Rebates	Water Supply, Reliability and Efficiency	Available
	National Wetland Program Development Grants	Grant	Wetlands	*Tracking*
STATE				
California Air Resources Board	Supplemental Envioronmental Project (SEP) Funding	Grant	Water Quality	Available
California Department of Fish and Wildlife	Watershed Restoration & Delta Water Quality and Ecosystem Restoration Grant Programs	Grant	Water Quality	*Tracking*
California Department of Natural Resources	Environmental Enhancement and Mitigation Program	Grant	Water Quality	*Tracking*
California Department of Parks and Recreation	Land and Water Conservation Fund, FY2018 Outdoor Recreation Legacy Partnership Program	Grant	Water Supply, Reliability and Efficiency	Available
California Department of Pesticide Regulation	Supplemental Envioronmental Project (SEP) Funding	Grant	Water Quality	Available
California Department of Resources Recycling and Recovery (CalRecycle)	Supplemental Envioronmental Project (SEP) Funding	Grant	Water Quality	Available
California Department of Toxic Substances Control	Supplemental Envioronmental Project (SEP) Funding	Grant	Water Quality	Available

FUNDING OPPORTUNITIES RESEARCHED

AGENCY	PROGRAM NAME	FUNDING TYPE	PROJECT TYPES TO FUND	STATUS
California Department of Water Resources	Desalination Program Proposition 1	Grant	Water Supply, Water Quality	Available
	Integrated Regional Water Management (IRWM) Proposition 1	Grant	Water Supply, Reliability and Efficiency	Available
	CalConserve Revolving Fund, Proposition 1, Chapter 7	Loan	Water Supply, Reliability and Efficiency	Available
	Save Our Water Rebates, Proposition 1, Chapter 7	Rebates	Water Supply, Reliability and Efficiency	Available
	Urban Streams Restoration Program	Techinical Assistance	Water Supply, Reliability and Efficiency,	Available
	Flood Emergency Response Projects Grants	Grant	Flood Management	*Tracking*
	Safe Drinking Water – Contaminant RemovalTechnologies Ultraviolet and Ozone Treatment	Grant	Water Quality	*Tracking*
	Safe Drinking Water – Contaminant Removal Technologies Pilot and Demonstration Projects Prop 50	Grant	Water Quality	*Tracking*
	Urban Streams Restoration Program	Grant	Water Supply, Reliability and Efficiency, Water Quality, Flood Management	*Tracking*
	Water and Energy Grant Programs	Grant	Water Supply, Energy	*Tracking*
California Infrastructure and Economic Development Bank (IBank)	Infrastructure State Revolving Fund (ISRF) Program	Loan	Water Supply, Reliability and Efficiency, Water Quality, Flood Management	Available
	California Lending for Energy and Enviromental Needs (CLEEN) Center	Loan	Energy	Available
California State Coastal Conservancy	Prop 1 Grant Program - Multi-benefit, water sustainability, fish habitat, wetland restoration, urban greening	Grant	Water Quality, Water Supply, Reliability and Efficiency	*Tracking*
California State Water Resources Control Board	Clean Beaches Initiative Grant Program	Grant	Water Quality (Coastal)	Available
	Drinking Water for Schools Grant Program	Grant	Water Supply, Water Quality	Available
	Groundwater Quality Funding Site Cleanup subaccount	Grant	Water Supply, Water Quality (Groundwater)	Available
	Groundwater Sustainability Funding Program (Proposition 1) - Implementation and Planning (Round 2)	Grant	Water Supply, Water Quality (Groundwater)	Available
	Interim Emergency Drinking Water	Grant	Water Supply	Available
	Orphan Site Cleanup Fund	Grant	Water Quality	Available
	Public Water System Drought Emergency Response Program	Grant	Water Supply	Available
	Storm Water Mangement Grant Program (Proposition 1)	Grant	Water Quality (Stormwater)	Available
	Supplemental Envioronmental Project (SEP) Funding	Grant	Water Quality	Available
	Water Recycling Funding Program Grants & Loans	Grant/Loan	Water Supply, Reliability and Efficiency	Available
	Agricultural Drainage Loan Program	Loan	Water Quality	Available
	Agricultural Drainage Management Loan Program	Loan	Water Quality	Available
	Clean Water State Revolving Fund Program	Loan	Water Supply (Recycling)	Available
	Clean Water State Revolving Fund Program Small Community Grant	Loan	Wastewater	Available
	Drinking Water State Revolving Fund/ Proposition 1	Loan	Water Supply, Water Quality	Available
	Seawater Intrusion Control Loan Program	Loan	Water Supply, Water Quality (Groundwater)	Available
	Cleanup and Abatement Account (CAA) Interim Emergency Drinking Water Program	Grant	Water Supply, Reliability and Efficiency	*Tracking*
	319(h) Non-point Source Grant Program	Grant	Water Quality	*Tracking*
LOCAL				
Metropolitan Water District of Southern California	Community Partnering Program (CPP)	Grant	Water Education	Available
	Local Resources Program	Production $/AF	Water Supply, Reliability and Efficiency	Available
	Onsite Retrofit Program	Rebates	Water Supply, Reliability and Efficiency	Available
	Future Supply Actions Funding Program	Grant	Water Supply and Reliability	Available
South Coast Air Quality Management District	Natural Gas Infrastructure Funding Opportunities	Grant	Energy	Available
Orange County Transportation Authority	Measure M, Environmental Cleanup Program, Tier 1 Fiscal Year	Grant	Stormwater	*Tracking*
FOUNDATION / CORPORATION				
Coca-Cola Foundation	Water: Access to clean water, water conservation and recycling	Grant	Water Quality, Water Supply, Reliability and Efficiency	Available
David and Lucile Packard Foundation	Energy efficiency across all sectors; sustainable fishing and marine aquaculture; maintaining biodiversity and wild fish stocks; impacts of greenhouse gas emissions on the ocean	Grant	Energy	Available
Pacific Life Foundation	Health and human services; education; arts and culture; and civic, community, and environment (in the greater Orange County area)	Grant	Water Education	Available

FUNDING OPPORTUNITIES RESEARCHED				
AGENCY	**PROGRAM NAME**	**FUNDING TYPE**	**PROJECT TYPES TO FUND**	**STATUS**
Resources Legacy Fund	Open Rivers Fund - Removal of obsolete dams, modernize infrastructure, and restore rivers Land-Sea Connection - Advance the ecological resilience of California coastal and marine ecosystems by better integrating conservation efforts focusing on watersheds and targeting land-based threats to water quality and ocean health California Coastal Program – Support and strengthen the governance, protection, and conservation of California's coastal zone and state waters	Grant	Water Quality, Water Supply, Reliability and Efficiency	Available
S.D. Bechtel, Jr. Foundation	Stephen Bechtel Fund - Water: creation/transfer of knowledge to ensure that science informs water management decisions; policies that promote integrated water management, and solutions at a regional scale	Grant	Water Supply, Reliability and Efficiency, Water Quality, Flood Management	Available
Southern California Edison	Self Generation Incentive Program (SGIP)	Incentive Payments	Energy	Available
Walton Family Foundation (Private Foundation)	Sustain vibrant communities and natural resources, including ocean conservation work for healthy, sustainable fisheries in the Americas, and creating a healthier Colorado River Basin	Grant	Water Quality, Water Supply, Reliability and Efficiency	*Tracking*

Item No. 5

ACTION ITEM
August 15, 2018

TO: Board of Directors

FROM: **Administration & Finance Committee**
(Directors Thomas, Dick, Finnegan)

Robert J. Hunter, General Manager

SUBJECT: **AUTHORIZE EXTENSION OF AGREEMENT FOR SOCIAL MEDIA CONSULTING SERVICES FOR UP TO SIX MONTHS**

STAFF RECOMMENDATION

It is recommended that the Board of Directors: Authorize the General Manager to extend the agreement with HashtagPinpoint Corporation (#P) to provide Social Media Consulting Services to the District. This agreement secures services currently provided by #P on a month to month basis for a period of up to six months, or until the District's current Request For Proposals (RFP) process for Strategic Digital Communications Services - No. PA0618-001 - have concluded.

COMMITTEE RECOMMENDATION

Committee recommends (To be determined at Committee Meeting)

DETAILED REPORT

#P has been providing the District with Social Media Consulting services and support since being awarded a contract through a competitive bid process conducted last fiscal year. A subsequent RFP - No. PA0618-001 Strategic Digital Communications Services - was distributed before the contract termination date.

The timing of the Board discussion of the Strategic Communication Program and Plan and the subsequent approval of the Strategic Digital Communications contract was discussed at Executive Committee. At the direction of the Board, the process for this RFP has been placed on hold while the Board reviews the District's Strategic Communication's Program and Plan in the Public Affairs and Legislation Committee. There was consensus at Executive Committee for the General Manager to extend the existing Social Media contract to ensure the District's social identity remains steady and relevant - a position which has been successfully developed and nurtured over the past year, until the Board of Directors completed their process. It was recognized by the Executive Committee that if this process

Budgeted (Y/N): Y	Budgeted amount: 100,000	Core X__	Choice __
Action item amount: up to $57,000	Line item: 7040		
Fiscal Impact (explain if unbudgeted):			

was going to extend beyond August, the extension would exceed the GM's purchasing authority of $25,000. This Board Action authorizes up to a six-month extension under the current contract terms of a not to exceed amount of $9,500 per month (total of $57,000). This extended contract would be terminated in conjunction with the award of the new contract for Strategic Digital Communications services.

EXTENSION OF AGREEMENT FOR SOCIAL MEDIA CONSULTING SERVICES FOR MUNICIPAL WATER DISTRICT OF ORANGE COUNTY BY HASHTAGPINPOINT COORPORATION

This FIRST EXTENSION OF AGREEMENT ("Extension") is dated as of August 15, 2018, by and between the Municipal Water District of Orange County (MWDOC) and the HashtagPinpoint Corporation (Consultant) (collectively, the "Parties).

RECITALS

WHEREAS the Parties entered into an agreement on September 20, 2017, (the "Original Agreement") for services in connection with administering MWDOC's Social Media Program.

WHEREAS the Original Agreement, which is attached hereto as a part of this Extension, ended on June 30, 2018.

WHEREAS the Original Agreement terms state that the Consultant will perform social media consulting services at a blended rate (Partner, Account Manager, creative AND scheduled media buys) of $95/hour, not to exceed $9,500 per month.

NOW THEREFORE the Parties hereby agree to extend the term of the Original Agreement on a month to month basis for a period of up to 6 months, or until a new contract is awarded to a firm to perform these services. This Extension will commence immediately upon the expiration of the Original Agreement, and will end on or before January 1, 2019, in accordance with the terms of the Original Agreement as well as the terms set forth herein.

TERMS

For good and valuable consideration, the receipt and sufficiency of which are hereby acknowledged, the Parties agree to the new Extension terms as follows:

1. The Consultant will continue to manage the District's various Social Media Platforms, providing strategic guidance and technical support, creating and curating content, purchasing advertising, monitoring, evaluating, and amending effectiveness of outreach efforts, and providing monthly analytics to staff.

2. **Term and Termination.** This Extension will commence as of July 1, 2018, and will terminate as of January 1, 2019, or sooner should the District award a contract to a winning proposer of RFP No. PA0618-001, Strategic Digital Communications Services.

Agreed by the signatories below.

Dated: _____ Municipal Water District of Orange County

By: _____
Robert J. Hunter, General Manager

MWDOC Approved as to form:

Dated: _____

By: _____
Joseph P. Byrne, General Counsel

Dated: _____

HashtagPinpoint Corporation

By: _____
Kevin Perkins, Chief Operating Officer

Item No. 6

ACTION ITEM
August 15, 2018

TO: Board of Directors

FROM: **Administration & Finance Committee**
(Directors Thomas, Dick, Finnegan)

Robert J. Hunter, General Manager

SUBJECT: **AUTHORIZE ATTENDANCE AT THE WEFTEC CONFERENCE, SEPTEMBER 29 – OCTOBER 3, 2018, NEW ORLEANS, LA**

STAFF RECOMMENDATION

It is recommended that the Board of Directors: Consider authorizing attendance to the WEFTEC conference to be held September 29-October 3, 2018 in New Orleans for one Director and one Staff Member.

COMMITTEE RECOMMENDATION

Committee recommends (To be determined at Committee Meeting)

DETAILED REPORT

The Water Environment Federation holds an annual technical exhibition and conference (WEFTEC). Director Yoo Schneider currently holds the position of Vice Chair and will be leaving this post to become the Public Communications and Outreach Committee Chair for WEFTEC. WEFTEC is one of the major national water conferences and has a well-respected reputation in the industry. WEFTEC offers water quality professionals from around the world with water quality education and training.

Director Yoo Schneider, along with Director of Public Affairs Damon Micalizzi have been invited to be presenters/speakers at the conference on the topic of Connecting with Your Community (The Community Tool Box). The conference runs from September 29 to October 3, 2018.

This conference was not included and approved in the FY2018-19 budget and therefore requires Board approval for the out-of-state travel to New Orleans, LA. For a variety of reasons, the Conference and Travel & Accommodations budget cost categories (GL#: 7110, 7115, 7150 & 7155) for both Directors and Staff normally are not fully spent. Based

Budgeted (Y/N): No	Budgeted amount:	Core X__	Choice __
Action item amount: $5,600 (+/-)	Line item:		
Fiscal Impact (explain if unbudgeted): Funding will likely be available from both the Director and Employee FY2018-19 budget categories for Conferences (GL 7155 & GL 7110) and Travel & Accommodations (GL 7155 & GL 7150).			

on the experience of past years it is highly likely that funds for this trip would be available from those budget line items.

Estimated costs for two attendees are as follows:

Registration	$1900	(2 people, full conference @ $950 per person)
Hotel	$2500	(10 nights @ $250/night)
Airfare:	$1200	(2 round-trip tickets @ $600 each)

The estimated total cost is $5,600 plus meals and incidentals. This total could decrease depending upon whether both participants stay for the full five days of the conference.

Supplemental material from the WEFTEC website is attached.

WEF Member Fees

	Best Rate (by July 12)	Standard Rate (after July 12)	Technical Sessions	Exhibition	Proceedings	Stormwater
Full Conference & Expo ○ **Professional**	$725	$950	X	X	X*	X
○ **Academic** ○ **PWO** ○ **Young Professional**	$575	$675	X	X	X*	X
○ **Retired** ○ **Life** ○ **Honorary**	$150	$165	X	X	X*	X
○ **Student Member**	$0	$0	X	X	X*	X
One Day Conference & Expo	$525	$690	X	X		X
Exhibition Only	$0	$0		X		

Spouse/Guest – see** nonmember fees **below

*Workshops, Facility Tours and Networking Events are optional and require a fee (**not included with the conference registration fees**).*

**Proceedings- Online Access Only*
Attendees who are eligible for conference proceedings, available online only, will receive an email with access to the online system (at no charge) prior to WEFTEC. If you register after August 31, 2018 you will receive and email with online access approximately 2 weeks after WEFTEC.

Cancellation Policy: Written cancellation notice is required and must be received by August 31, 2018. A 25% service fee will be retained on all cancellations. No refunds can be given after August 31, 2018. Cancellations received after August 31, and registrants who fail to attend the conference are liable for the full registration fees.

WEF Membership must be current at the time of registration to qualify for the member rate.
Click here to Join or Renew

WEF Nonmember Fees

	Best Rate (by July 14)	Standard Rate (after July 14)	Technical Sessions	Exhibition	Proceedings	Stormwater
Full Conference & Expo	$1095	$1425	X	X	X*	X
Student Nonmember (college ID required)	$35	$55	X	X		X
One Day Conference & Expo	$700	$865	X	X		
Exhibition Only	$50	$75		X		
Spouse/Guest (Exhibition Only)	$50	$75		X		

*Workshops, Facility Tours and Networking Events are optional and require a fee (they are **not** included with the conference registration fees).*

**Proceedings – Online Access Only*

What Is WEFTEC?

WEFTEC, the Water Environment Federation's Technical Exhibition and Conference, is the largest annual water quality event in the world.

WEFTEC is the largest conference of its kind in North America and offers water quality professionals from around the world with the best water quality education and training available today.

Also recognized as the largest annual water quality exhibition in the world, the expansive show floor provides unparalleled access to the most cutting-edge technologies in the field; serves as a forum for domestic and international business opportunities; and promotes invaluable peer-to-peer networking among registrants.

WEFTEC has shown continual growth for both the technical program and exhibition. WEFTEC 2015, which was held in Chicago, set a new exhibition record and was the largest showing for WEF in the Windy City.

What Makes WEFTEC a Leading Source in Water Quality?

A wide range of topics and focus areas allow registrants to design their own, unique learning experience while earning up to 16.5 Professional Development Hours (PDHs) for continuing education units and eight general Contacts Hours per day visiting the Exhibition. An increasing number of abstract submittals from experts in the water quality field results in a world-class technical program of technical sessions and workshops that addresses a diverse and comprehensive list of contemporary water and wastewater issues and solutions including:

- **Collection Systems** - Management, operations and maintenance, infrastructure, overflow reduction, wet weather planning, watershed approaches, and regulations
- **Energy Conservation and Management** - Resource recovery, combined heat and power, biogas optimization
- **Membrane Technologies** - Application in wastewater and water reuse, innovations, enhanced performance, regulatory compliance

- **Plant Operations and Treatment** - Innovations, technologies, processes, and proven solutions in water and wastewater treatment; including nutrient removal and odor control
- **Regulations** - CMOM/SSO Rules, TMDL/Watershed Rules, Nutrient Trading, and NPDES Phase II
- **Research** - Leading edge process applications in water and wastewater treatment and recent developments
- **Residuals & Biosolids** - Incineration, disposal, reuse through land application, research, regulations, politics, and public perception
- **Stormwater** - Treatment, green infrastructure, wet weather management, modeling
- **Utility Management** - Asset Management and financial planning for infrastructure, technology, regulatory compliance, and security; including environmental management systems (EMS)
- **Water Reuse/Recycling** - Research, regulations, emerging technologies, proven processes
- **Water Quality & Watershed Management** - Stormwater, wet weather, and watershed issues

Curtis Smalley, City of Waco, says, "Everyone in the industry needs to attend WEFTEC at least once, but then WEFTEC is like potato chips: You can't go just once!" Need we say more?

WEFTEC 2018

91st Annual Technical Exhibition & Conference
Conference: September 29 - October 3, 2018
Exhibition: October 1 - 3, 2018
Core Hours: 8:30 am - 5:00 pm daily
New Orleans Morial Convention Center
New Orleans, Louisiana USA

Future Schedule

WEFTEC 2019

92nd Annual Technical Exhibition & Conference
Conference: September 21 – 25, 2019
Exhibition: September 23 - 25, 2019
McCormick Place
Chicago, Illinois USA

WEFTEC 2020

93rd Annual Technical Exhibition & Conference
Conference: October 3 – 7, 2020
Exhibition: October 5 - 7, 2020
New Orleans Morial Convention Center
New Orleans, Louisiana USA

WEFTEC 2021

94th Annual Technical Exhibition & Conference

Conference: October 16 - 20, 2021

Exhibition: October 18 - 20 , 2021

McCormick Place

Chicago, Illinois USA

WEFTEC 2022

95th Annual Technical Exhibition & Conference

Conference: October 8 - 12, 2022

Exhibition: October 10 - 12, 2022

New Orleans Morial Convention Center

New Orleans, Louisiana USA

Who Comes to WEFTEC?

WEFTEC draws thousands of water and wastewater professionals from around the world each year, including:

- Collection Systems Managers
- Consultants
- District Managers
- Environmental Engineers/Chemists/Scientists
- Equipment Manufacturers and Representatives
- Executive Managers
- Industrial Water and Wastewater Treatment Professionals
- Local, State, and Federal Regulators
- Private Industry and Academia Researchers
- Public Officials
- Students
- Suppliers
- Water and Wastewater Utility Managers
- Water and Wastewater Operators, and many more.

Privacy Policy

Item No. 7

ACTION ITEM
August 15, 2018

TO: Board of Directors

FROM: **Administration & Finance Committee**
(Directors Thomas, Dick, Finnegan)

Robert J. Hunter, General Manager

SUBJECT: **REVISION TO MWDOC ADMINISTRATIVE CODE SECTION 8000**

STAFF RECOMMENDATION

It is recommended that the Board of Directors review and approve the revision to MWDOC Administrative Code Section 8000.

COMMITTEE RECOMMENDATION

Committee recommends (To be determined at Committee Meeting)

DETAILED REPORT

Discussion was held at the Executive Committee Meeting regarding the review and rebid of contracts every five (5) years pursuant to MWDOC's Administrative Code Section 8000 and specifically in specialized situations where the field of qualified contractors is extremely limited. Following discussion, staff was asked to prepare revisions to the Administrative Code to provide clarification in those instances where the services being provided are unique or specialized and the bidding process does not make an efficient or effective business practice.

The Administrative Code currently specifies that "all contracts should be reviewed and rebid at least every five (5) years, except in situations with documented significant benefits to MWDOC." Sole source contracts entered under the General Manager's authority up to $25,000 require a justification form to the Board of Directors and above $25,000 require Board approval with the justification included in the Board write up. The intention of this revision is to indicate that review must occur at least every 5 years but in limited, special circumstances the contract may not be rebid.

The following is the recommended revision to the Administrative Code:

Budgeted (Y/N): NA	Budgeted amount: NA	Core X	Choice __
Action item amount: NA	Line item: NA		
Fiscal Impact (explain if unbudgeted):			

MUNICIPAL WATER DISTRICT OF ORANGE COUNTY
ADMINISTRATIVE CODE

CONTRACTS	**§8000-§8004**

§8000 CONTRACTS

Contract documents shall consist of such documents as the General Manager may deem desirable and as approved as to form by MWDOC's Legal Counsel in addition to those required by law. The contract documents may include, among others, a notice inviting bids, proposal, bidder's bond, form of agreement, performance bond, payment bond, specifications and drawings. Whenever an award is made by the Board, such award shall constitute approval of the contract documents and contractor or consultant shall be authorized to proceed with the provision of services or materials described in the contract document, subject to compliance with the insurance and bonding requirements, execution of all documents and, where applicable, issuance by MWDOC of a Notice to Proceed.

It is MWDOC's policy that purchasing and contracting shall be conducted in a fair, open, and transparent manner so as to maximize benefits to MWDOC. All contracts ~~should~~ must be reviewed and re-bid at least every five (5) years, except in situations with documented significant benefits to MWDOC~~.~~, or ~~.~~in those instances where the services being provided are unique or highly specialized with an extremely limited number of qualified vendors.

The procedures for entering into contracts shall be pursuant to the laws governing MWDOC and those policies outlined in MWDOC's Contracts Manual.

M–6/17/15

§8001 APPROVING AUTHORITY FOR PURCHASES/CONTRACT SERVICES

Approving authorities listing the standards and procedures for various purchases and contract services are listed in the matrix attached to this section as Exhibit A.

The General Manager shall have the authority to authorize Change Orders up to 10% or $10,000, of the original authorization, whichever is greater, but in no event shall it exceed $25,000. The General Manager may delegate all purchasing approval authorities to the Assistant General Manager during periods when the General Manager is absent.

M-6/17/15

§8002 STANDARD AGREEMENT FOR CONSULTANT SERVICES

During the budget approval process, each fiscal year, a listing of all proposed contracts with consultants to provide ongoing or new professional services such as auditing, legal or engineering services shall be included in the budget for approval. After Board

Municipal Water District of Orange County

Semi-Annual Comparison for Overtime Hours Worked

for the six-month periods ending June 2018 and 2017

Employee	1/1/18 - 6/30/18 Hours Worked	1/1/18 - 6/30/18 Dollar Equivalent (1)	1/1/17 - 6/30/17 Hours Worked	1/1/17 - 6/30/17 Dollar Equivalent (1)
Conway, Matthew	9.50		17.50	
Dinh, Patrick	0.00		7.00	
Fahl, Beth	7.25		0.00	
Francisco, Pari	0.00		0.50	
Goldsby, Maribeth	10.00		10.00	
Hernandez, Christina	3.00		0.00	
Loewen, Laura	0.00		23.75	
Muldoon, Traci	40.50		0.00	
Roberto, Bryce	74.25		26.75	
Snow, Mary	0.00		7.00	
Soto, Francisco	22.00		11.75	
Wilson, Sarah	45.00		0.00	
TOTAL	**211.50**	**$10,772**	**104.25**	**$5,327**

(1) Dollar equivalent calculated at 1.5 x hourly rate
(2) Overtime hours at straight time

Municipal Water District of Orange County
Director's Activity Report
Reporting Period from 07/01/17 to 06/30/18

	MWDOC Directors								MET Director's					Director's
Activity Description	Thomas	Barbre	Dick	Finnegan	Yoo Schneider	Osborne	Tamaribuchi	**Subtotal**	Barbre	Ackerman	McKenney	Dick	**Subtotal**	**Total**
Per Diem (1)														
MWDOC Committee & Board mtg	16,207	19,969	18,527	19,050	17,650	16,306	19,941	127,650	-	3,182	5,784	1,754	10,720	138,370
MET Committee & Board mtg	-	-	-	-	-	-	-	-	12,728	10,975	12,983	11,286	47,972	47,972
Meetings with Member Agencies	863	4,299	1,160	1,146	5,233	283	1,782	14,766	-	-	-	-	-	14,766
Other Misc meetings & activities	15,868	10,381	10,381	5,784	11,767	4,257	11,795	70,233	21,355	17,890	14,185	15,613	69,043	139,276
Benefits	24,819	18,528	18,461	2,164	16,795	939	2,349	84,055	835	1,063	1,086	702	3,686	87,741
Subtotal-Per Diem	57,757	53,177	48,529	28,144	51,445	21,785	35,867	296,704	34,918	33,110	34,038	29,355	131,421	428,125
Travel, Conferences & Misc. (2)														
ACWA	699	2,210	-	-	5,668	-	5,482	14,059		173	-		173	14,232
Association of CA Cities - OC	70	-	-	-	1,625	-	-	1,695		-	-		-	1,695
CCEEB	-	-	-	-	880	-	3,820	4,700		-	-		-	4,700
OCBC	165	3,079	-	-	4,543	-	-	7,787		-	-		-	7,787
CRWUA	700	854	-	-	-	-	-	1,554		-	-		-	1,554
Washington DC Legslative Trips	-	3,487	-	-	1,633	-	-	5,120		-	-		-	5,120
ISDOC	17	51	51	51	17	17	-	204		-	-		-	204
NWRA	-	600	-	-	-	-	-	600		-	-		-	600
OCWA	-	45	-	-	45	-	-	90		-	-		-	90
Urban Water Institute	951	-	-	-	886	-	787	2,624		-	-		-	2,624
So Cal Water Committee	-	-	75	-	-	-	75	150		-	-		-	150
Other Travel Expenses	135	252	-	31	1,206	-	280	1,904		-	200		200	2,104
Mileage	2,114	2,777	1,675	697	3,920	-	1,605	12,788		812	-		812	13,600
Toll Charges	-	-	-	-	431	-	-	431		-	-		-	431
Telephone/Fax/Cable	-	-	-	587	-	-	-	587		-	-		-	587
Subtotal-Travel, Conferences & Misc.	4,851	13,355	1,801	1,366	20,854	17	12,049	54,293	-	985	200	-	1,185	55,478
Total	62,608	66,532	50,330	29,510	72,299	21,802	47,916	350,997	34,918	34,095	34,238	29,355	132,606	483,603

(1) Per Diem for MWDOC Directors includes benefits

(2) Includes conference registration, travel, lodging, meals, transportations, mileage and other miscellaneous related costs; does not include Per Diem.

8/2/2018

Item No. 10

INFORMATION ITEM
August 8, 2018

TO: **Administration & Finance Committee**
(Directors Thomas, Dick, Finnegan)

FROM: **Robert Hunter, General Manager**

Staff Contact: Harvey De La Torre, Associate General Manager

SUBJECT: **Sole Source Contract for Means Consulting LLC for Support Services on Metropolitan Issues/Strategic Guidance**

STAFF RECOMMENDATION

Staff recommends the Planning & Operations Committee.

COMMITTEE RECOMMENDATION

Committee recommends (To be determined at Committee Meeting)

REPORT

Ed Means, of Means Consulting LLC has provided support services to MWDOC staff and the Board, in particular the MWDOC-MET Directors, on Metropolitan issues, water management policy counsel, and strategic guidance since 2013. Prior to 2013, Ed Means was a consultant for MWDOC under the firm Malcom Pirnie.

The Municipal Water District of Orange County Administrative Code, Section 8000-Contracts, states: "*All contracts should be reviewed and re-bid at least every five (5) years, except in situations with documented significant benefits to MWDOC.*" The Means Consulting LLC contract has reached its fifth year in 2018 and would require a review and re-bid. However, with direction from the MWDOC Executive Committee and the Board's adoption of the MWDOC FY 2018-19 Budget which approved the Means Consulting's services at $25,000 (see attachment), staff is proceeding forward with a sole source contract.

Budgeted (Y/N): Y	Budgeted amount: $25,000	Core _X_	Choice __
Action item amount: $25,000	Line item: 23-7010 (MET Issues and Special Projects)		
Fiscal Impact (explain if unbudgeted):			

The Sole Source Procurement Justification Form attached states the support services MWDOC is seeking is unique and not easily attained by other Consultants. Mr. Means' wealth of experience and expertise on MET issues, water resource analysis and strategic guidance provides a significant benefit to MWDOC. In addition, the contract is on a "time and material" basis not to exceed $25,000.

Attachments: Sole Source Procurement Justification Form - Means Consulting, LLC

MWDOC FY2018-19 Budget – Exhibit J

MUNICIPAL WATER DISTRICT OF ORANGE COUNTY

Fiscal Year 2018-19

Sole Source Procurement Justification for Projects under $25,000*

A. Supplier Information/Name of Company and Prime Contact at the Supplier and at MWDOC:
Means Consulting, LLC

B. Contract awards to Supplier over prior 36-months:
Yes, FY2017-18: $16,271
FY2016-17: $18,761
FY2015-16: $8,948

C. Product(s) or Service(s) to be provided and Deliverables:
Support Service to MWDOC staff, Board, and MET Directors on Metropolitan issues, water management policy counsel, and strategic guidance

D. Justification Definition**

Special technical expertise by Consultant for tasks desired.

E. Narrative Explanation:
Mr. Means experience and expertise on the services request are unique and not easily attained by other Consultants.

F. Budget Line Item Reference & Amount:
Budget item: 23-7010 (MET Issues and Special Projects)
"Time and Materials" basis not to exceed $25,000

G. Core or Choice designation:
Core

H. Signature/Approvals:

Requestor — Date: 7/27/18

General Manager — Date: 7-27-18

* Projects over $25,000 must go to a Committee of the Board.
** Possible justifications include but are not limited to: Only qualified bidder; Proprietary item; Urgent necessity; Bid process did not produce competitors; Governmental agency, association or Utility; Prior phase of professional services contract completed successfully by same Consultant; and Special technical expertise by Consultant for tasks desired.

Exhibit J
Professional / Special Services Authorized
Core Fund

Department	Consultant	Service	Budget FY 17-18	Budget FY 18-19	* Approval included in Budget Approval
Engineering Expenses					
Planning & Operation (21)	(To be determined)	Various Engineering/Technical Services	155,000	155,000	
Met Issues & Special Projects (23)	Ed Means Consulting	Consulting on MET issues	50,000	25,000	√
	(To be determined)	MET and Reliability Planning	155,000	150,000	
		Total Engineering Expenses	**360,000**	**330,000**	
Legal Expenses					
Administration (11 & 13)	Best, Best & Krieger	General Legal Counsel Services	195,000	200,000	√
	Aleshire & Wynder	Legal Counsel Services Regarding San Diego CWA	25,000	25,000	√
	Best, Best & Krieger	Labor Counsel Services	30,000	30,000	√
		Total Legal Expenses	**250,000**	**255,000**	
Audit Expenses					
Finance (41)	Vasquez & Company LLP	Annual Financial Audit and Federal Single Audit	40,000	29,000	√
Training					
Administration (13)	TBD/Cal State University Fullerton Leadership	Staff Development/Technical Training/Leadership Training	10,000	25,000	√
Building Expenses					
Overhead (19)	(To be determined)	Bldg Improvements - Eval /design/Interior Design/Construction Mgmt. Costs/bid package docs.	100,000	71,775	
Professional Fees					
Administration (12 & 13 & 19)	Dissinger Associates	Pension Plan Administration	4,500	4,500	√
	Wage Works	Cafeteria Plan Administration	2,000	2,223	√
	(To Be determined)	Evaluate fund Portfolios for 401 and 457 Plans	9,000		
	Gladwell Services	Records Management Consulting	5,000	6,000	√
	(To Be determined)	Benchmark Study	40,000		
Governmental Affairs (31)	BBK Legislation	State Legislative Advocate	90,000	90,000	√
	James C. Barker	Federal Legislative Advocate	96,000	96,000	√
	Lewis Consulting	County Issues Consulting	42,000	42,000	√
	(To be determined)	Grant Research and Acquisition Assistance	20,000	36,000	
	Ackerman	Legal and Regulatory	36,000	36,000	√
	(To be determined)	Miscellaneous	10,000	8,000	
Public Affairs (32)	Stetson Engineers	Consumer Confidence Report (CCR) Technical Water Quality Advisor	34,178	38,698	√
	So Cal Water Coalition	So Cal Water Coalition Outreach		30,000	√
	(To be determined)	Collateral materials update and resolutions/proclamations	2,000	3,000	
	(To be determined)	Event Registration Fees	2,500	3,000	
	(To be determined)	Strategic Outreach Program Support	40,000	40,000	
	(To be determined)	PAW Meeting Materials	1,500	1,500	
	(To be determined)	Client Agency Workshops for PAW	7,000	4,000	
	(To be determined)	CA Water Fix PSA Campaign	60,000	60,000	
	(To be determined)	Other Activities		5,000	
	(To be determined)	Advertising	20,000	20,000	
	(To be determined)	Core High School Program	64,000	64,000	
	(To be determined)	Website updates and Maintenance	8,000		
WUE - Core (35)	(To be determined)	General WUE Research	75,000	75,000	
	Blue Watchdog Conservation, Inc	Landscape Education and Outreach Program	50,000	50,000	√
	Water Systems Optimization	Water Loss Control Work Grp	50,000	50,000	√
	(To be determined)	Leak Detection Equipment	100,000	50,000	
Finance & IT (41 & 45)	Union Bank	Custodial Bank fees	3,000	3,000	√
	Davis Farr	Financial Consulting	112,000	40,000	√
	Demsey Filliger	Demsey Filliger - OPEB		5,000	√
		Total Professional Fees	**983,678**	**862,921**	

WEROC

Department	Consultant	Service	Budget FY 17-18	Budget FY 18-19	* Approval included in Budget Approval
Professional Fees					
WEROC (25)	IDS Group	SEOC Space Planning (Seismic)	15,000		√
	(To be determined)	SEOC Seismic Retrofit	30,000		
	Motorola / OC Sheriff	New Radio System OC Sheriff's Dept	227,210		√
	(To be determined)	Exercise Consultant	30,000	30,000	
		Total Professional Fees	**302,210**	**30,000**	

Trustee Activities

Department	Consultant	Service	Budget FY 17-18	Budget FY 18-19	* Approval included in Budget Approval
Legal Expenses					
AMP Administration (61)	Best, Best & Krieger	AMP Administration, 1996 COPS	15,000		√

* Approval of the budget constitutes authorization for spending within the policy guidelines set out in Chapter 8, Contracts section of the Administrative code including authorization limitations. A check mark indicates final board approval of the expenditure.

Administration Activities Report
July 6, 2018 to August 2, 2018

Activity	Summary
Administration/Board	Staff worked on the following: • Scheduling meetings for Rob Hunter and other various meetings of the Board members. • Assisted Rob/Karl with various write ups and follow-up for the Committees and Board. • Continue to send the Water Supply Reports to the member agencies. • Responded to Public Records Act requests • Registered Directors/Staff for ACWA Conference and secured room accommodations. • Registered Director/Staff for Urban Water Institute Conference and secured room accommodations. • Registered staff for H20 Conference for Women and secured rooms accommodations. • Booked room accommodations for staff (CAESA Annual Training and Conference) • Prepared PowerPoint template for Engineering. • Prepared multiple agreements. • Worked on records management • New Executive Assistant continued training.
MWDOC/OCWD Joint Administration	No new information to report.
Health Benefits	Information regarding 2019 rates for medical, dental and vision is included.
Records Management	• Revisions to the Records Retention Schedule were approved by the Board on July 18. All MWDOC staff was provided with copies of the new schedule. Everyone was reminded to forward any final, important documents to Records Management for storage in Laserfiche. • A new employee was trained on Records Management policies and procedures. • Staff attended a Laserfiche User Group event that was held here at our facilities. As a result of what was discussed at this event, staff is going to explore the possibility of primarily using the Laserfiche web client as opposed to the desktop client. A meeting will be scheduled with our reseller to discuss the pros and cons.

Recruitment /Departures	• Recruitments continue for the following positions:
	  • WUE Analyst II/Senior WUE Analyst
	  • WUE Interns

Other	
Projects and Activities	• Performance Reviews were completed and merit increases were processed, effective July 2. • Staff finalized language for a cell phone reimbursement policy. The final policy will be included in the Personnel Manual for implementation. • Staff is reviewing the Personnel Manual for updates. • Staff continues evaluating options for improvements to the District's Performance Evaluation process. • Additional software modules through NeoGov will be evaluated, including Insight (recruiting) and Onboarding. • Staff is currently reviewing 529 plan providers as a possible voluntary plan offering to employees and a webinar is scheduled for 8/14. • Staff continues to review vendor options for flexible benefits (125 Plan) for 2019. • Staff is coordinating and participating in phone interviews for the WUE Analyst position. • Staff arranged and participated in a webinar which included Management Staff to review NeoGov's Performance Evaluation Module. • Staff and Rob met with IDS Group to discuss the proposed building improvements and the overall goals and approach in moving forward. • An all MWDOC Staff Meeting was held on July 26th. • Staff held a teleconference with Municipal Resources Group to discuss performance evaluation processes and possible concepts to evaluate.

Item No. 11b

INFORMATION ITEM
August 8, 2018

TO: **Administration & Finance Committee**
(Directors Thomas, Dick, Finnegan)

FROM: Robert J. Hunter, General Manager Staff Contact: Jeff Stalvey

SUBJECT: **Finance and IT Pending Items Report**

SUMMARY

The following list details the status of special projects that are in-progress or to be completed during FY 2018-19.

Description	% of Completion	Estimated Completion date	Status
Finance			
Further Implementation of WUE Landscape Programs Databases and Web Site.	On-going	On-going	In Progress
2018 W-9 collection for water rebates. Currently holding 11 rebate checks awaiting W-9 forms.	On-going	On-going	In Progress
Annual audit with Vazquez & Co. Interim audit week of July 9th; final audit week of September 17th.	**50%**	11-14-18	In Progress
Transition to new banking institution, U.S. Bank	**80%**	08-20-18	In Progress
New custodial services will be with U.S. Bank. Completed paperwork and new account will be opened by August 3rd and transitioned by August 20th.	**80%**	08-20-18	In Progress
Prepare for year end, post closing entries and prepare annual financials	**20%**	09-14-18	In Progress
Government Compensation in California Report 2018	**0%**	03-30-19	Not Started

State Controller Report preparation FY17-18	**0%**	11-30-18	Not Started
State Tax filing for Water Facilities FY17-18	**0%**	11-30-18	Not Started
Preparation of documents for FY19-20 budget process.	**0%**	05-31-19	Not Started

Description	% of Completion	Estimated Completion date	Status
Information Technology			
Network security issues (hackers, viruses and spam emails)	On-going	On-going	Continuous system monitoring
Purchase and upgrade Virtual Hyper-V Host Server (Hardware and Software)	**0%**	12-31-18	Not Started
Purchase and upgrade Conference room 101 with Interactive board	**0%**	06-30-19	Not Started
Upgrade VOIP telephone phone system (Hardware and software)	**0%**	3-31-19	Not Started
Upgrade Exchange Server to Enterprise Version	**0%**	9-30-18	Not Started
Purchase and upgrade 5 desktop computers, 3 laptops and an iPad for Staff	**0%**	09-30-18	Not Started

Description	% of Completion	Estimated Completion date	Status
FY 2018-19 Completed Special Tasks Finance			
Information Technology			

Item No. 12

INFORMATION ITEM
August 8, 2018

TO: **Administration & Finance Committee**
(Directors Thomas, Dick, Finnegan)

FROM: **Robert Hunter, General Manager** Staff Contact: Kevin Hostert

SUBJECT: **Monthly Water Usage Data, Imported Water Projections, and Water Supply Info.**

STAFF RECOMMENDATION

Staff recommends the Administration & Finance Committee receive and file this information.

COMMITTEE RECOMMENDATION

Committee recommends (To be determined at Committee Meeting)

REPORT

The attached figures show the recent trend of water consumption in Orange County (OC), an estimate of Imported Water Sales for MWDOC, and selected water supply information.

- OC Water Usage, Monthly by Supply OCWD Groundwater was the main supply in June.
- OC Water Usage, Monthly, Comparison to Previous Years Water usage in June 2018 was average compared to the last 5 years. We are seeing a slight increase in overall water usage compared to the previous two Fiscal Years. In June 2016, all water conservation became voluntary for MWDOC agencies and the Great California Drought was declared over by the Governor in April 2017.
- Historical OC Water Consumption Orange County M & I water consumption is estimated to be 540,000 AF in FY 2017-18 *(this includes ~15 TAF of agricultural usage and non-retail water agency usage).* This is about 21,000 AF more than FY 2016-17 and is about 48,000 AF more than FY 2015-16 (During the SWRCB mandatory water restrictions). Water usage per person is projected to be slightly higher than in FY 2017-18 for Orange County at 151 gallons per day (This includes recycled water). Although OC population has increased 20% over the past two

Budgeted (Y/N): N	Budgeted amount: N/A	Core X	Choice __
Action item amount: N/A	Line item:		
Fiscal Impact (explain if unbudgeted):			

decades, water usage has not increased, on average. A long-term decrease in per-capita water usage is attributed mostly to Water Use Efficiency (water conservation) efforts. O.C. Water Usage for the last three Fiscal Years is the lowest since the 1982-83 Fiscal Year (FY1982-83 was the third wettest year on record).

Water Supply Information Includes data on Rainfall in OC; the OCWD Basin overdraft; Northern California and Colorado River Basin hydrologic data; the State Water Project (SWP) Allocation, and regional storage volumes. The data have implications for the magnitude of supplies from the three watersheds that are the principal sources of water for OC. Note that a hydrologic year is Oct. 1st through Sept. 30th.

- Orange County's accumulated rainfall through late July was well below average for this period. Water year to date rainfall in Orange County is 3.66 inches which is 29% of normal.

- Northern California accumulated precipitation through late June was around 84% of normal for this period. Water Year 2017 was the wettest water year on record. The Northern California snowpack was 43% of normal as of April 1st. The State of California was in a declared Drought Emergency that started January 2014 and ended in April of 2017. As of late July, 44.73% of California is experiencing moderate or severe drought conditions while 86.18% of the state is experiencing abnormally dry conditions. The State Water Project Contractors Table A Allocation has increased to 35% as of late May.

- Colorado River Basin accumulated precipitation through late June was 70% average for this period. The Upper Colorado Basin snowpack was 71% of normal as of April 3. Lake Mead and Lake Powell combined have about 58% of their average storage volume for this time of year and are at 43.7% of their total capacity. If Lake Mead's level falls below a "trigger" limit 1,075 ft. at the end of a calendar year, then a shortage will be declared by the US Bureau of Reclamation (USBR), impacting Colorado River water deliveries to the Lower Basin states. As of late July, Lake Mead levels were 2.5' above the "trigger" limit. The USBR predicts that the start of 2019 will not hit the "trigger" level but there is a 52% chance that the trigger level will be hit in 2020 and a 64% chance in 2021.

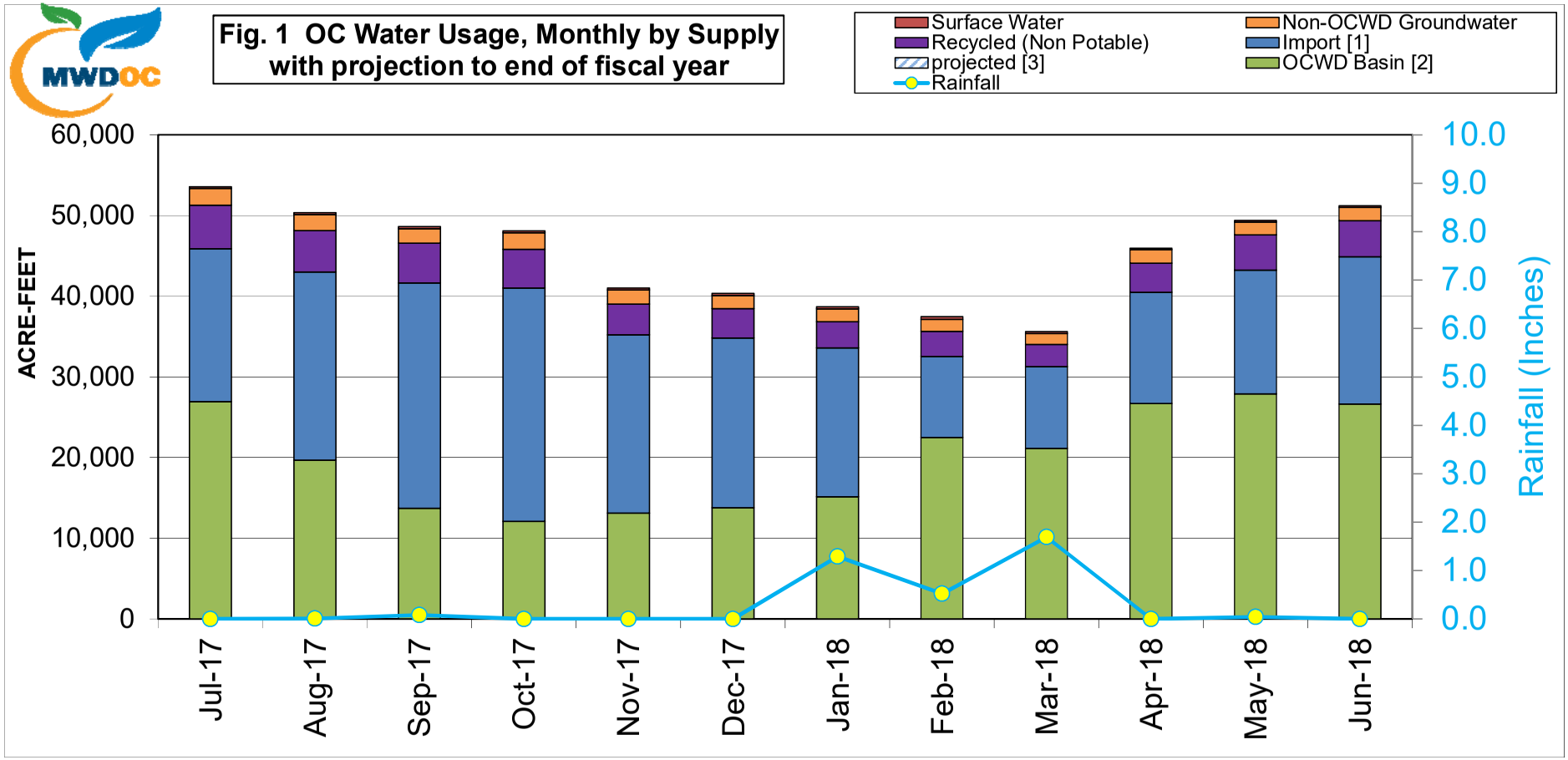

[1] Imported water for consumptive use. Includes "In-Lieu" deliveries and CUP water extraction. Excludes "Direct Replenishment" deliveries of spreading water, "Barrier Replenishment" deliveries, and deliveries into Irvine Lake.

[2] GW for consumptive use only. Excludes In-Lieu water deliveries and CUP water extraction that are counted with Import. BPP in FY '17-18 is 75%.

[3] MWDOC's estimate of monthly demand is based on the projected FY 15-16"Retail" water demand and historical monthly demand patterns.

[4] Total water usage includes IRWD groundwater agricultural use and usage by non-retail water agencies.

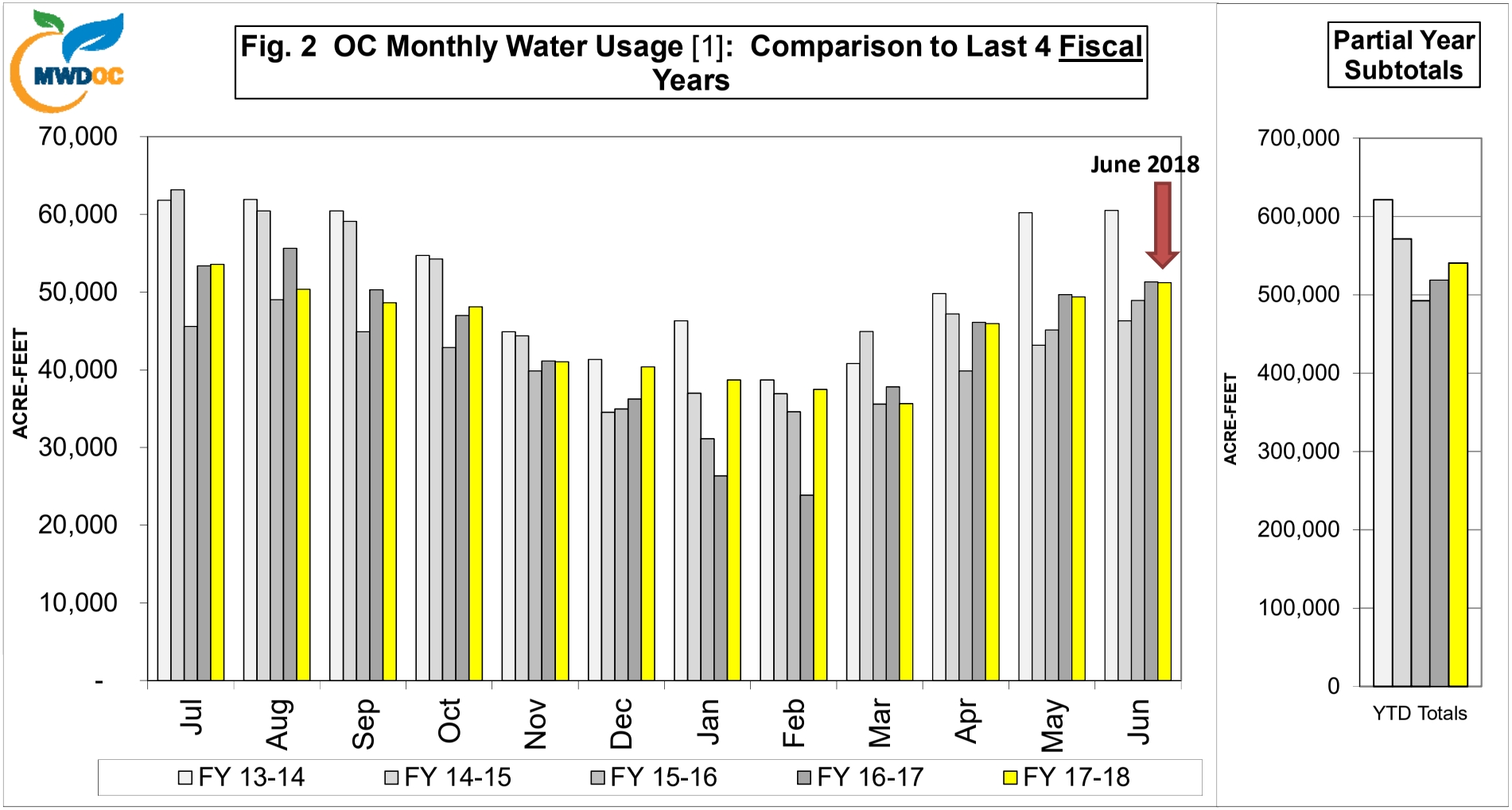

[1] Sum of Imported water for consumptive use (includes "In-Lieu" deliveries; excludes "Direct Replenishment "and "Barrier Replenishment") and Local water for consumptive use (includes recycled and non-potable water and excludes GWRS production) Recent months numbers include some estimation.

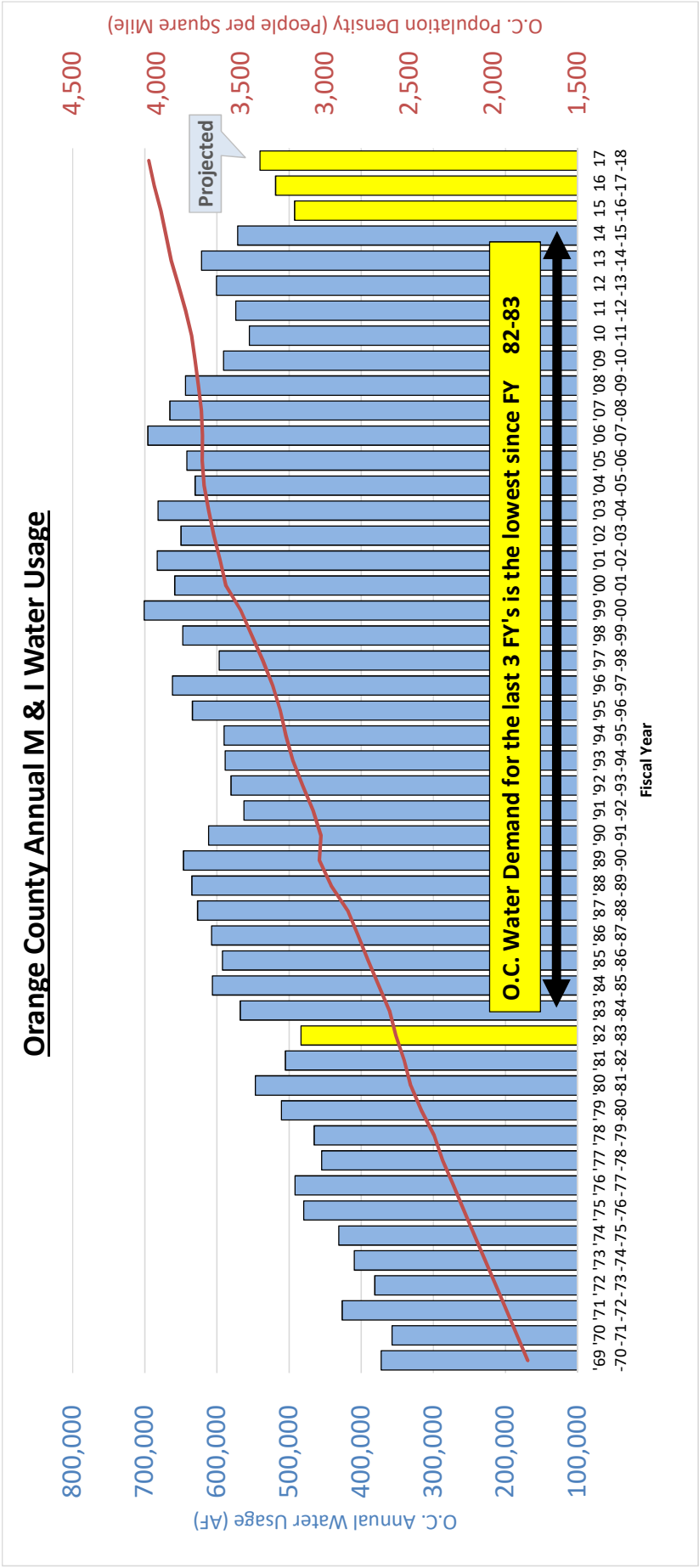
Orange County Annual M & I Water Usage
O.C. Annual Water Usage (AF)
800,000
700,000
600,000
500,000
400,000
300,000
200,000
100,000
O.C. Population Density (People per Square Mile)
4,500
4,000
3,500
3,000
2,500
2,000
1,500
Projected
O.C. Water Demand for the last 3 FY's is the lowest since FY 82-83
'69 '70 '71 '72 '73 '74 '75 '76 '77 '78 '79 '80 '81 '82 '83 '84 '85 '86 '87 '88 '89 '90 '91 '92 '93 '94 '95 '96 '97 '98 '99 '00 '01 '02 '03 '04 '05 '06 '07 '08 '09 10 11 12 13 14 15 16 17
-70 -71 -72 -73 -74 -75 -76 -77 -78 -79 -80 -81 -82 -83 -84 -85 -86 -87 -88 -89 -90 -91 -92 -93 -94 -95 -96 -97 -98 -99 -00 -01 -02 -03 -04 -05 -06 -07 -08 -09 -10 -11 -12 -13 -14 -15 -16 -17 -18
Fiscal Year

Accumulated Precipitation

for the *Oct.-Sep.* water year, through late July 2018

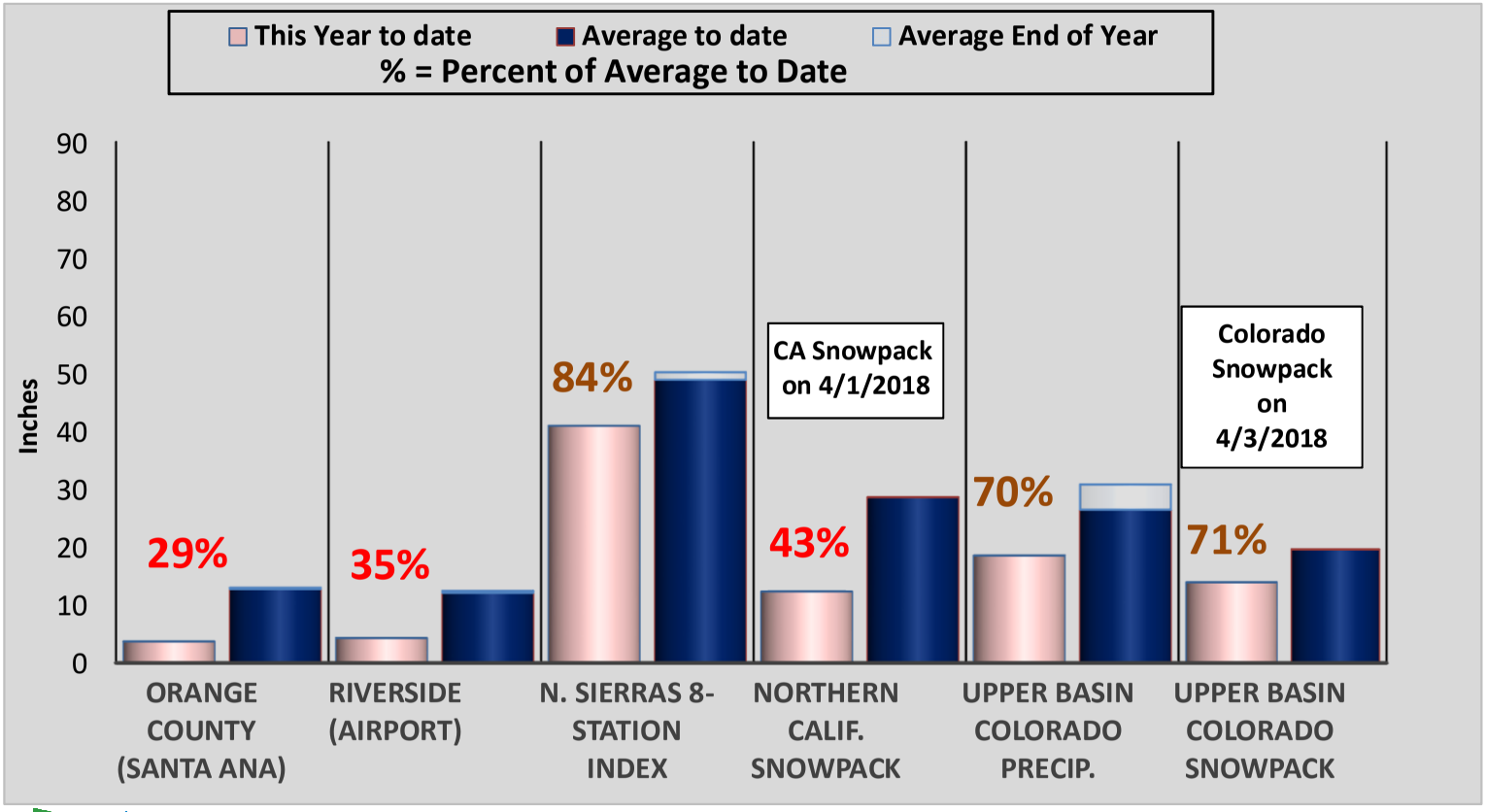

* The date of maximum snowpack accumulation (April 1st in Northern Calif. , April 15th in the Upper Colorado Basin) is used for year to year comparison.

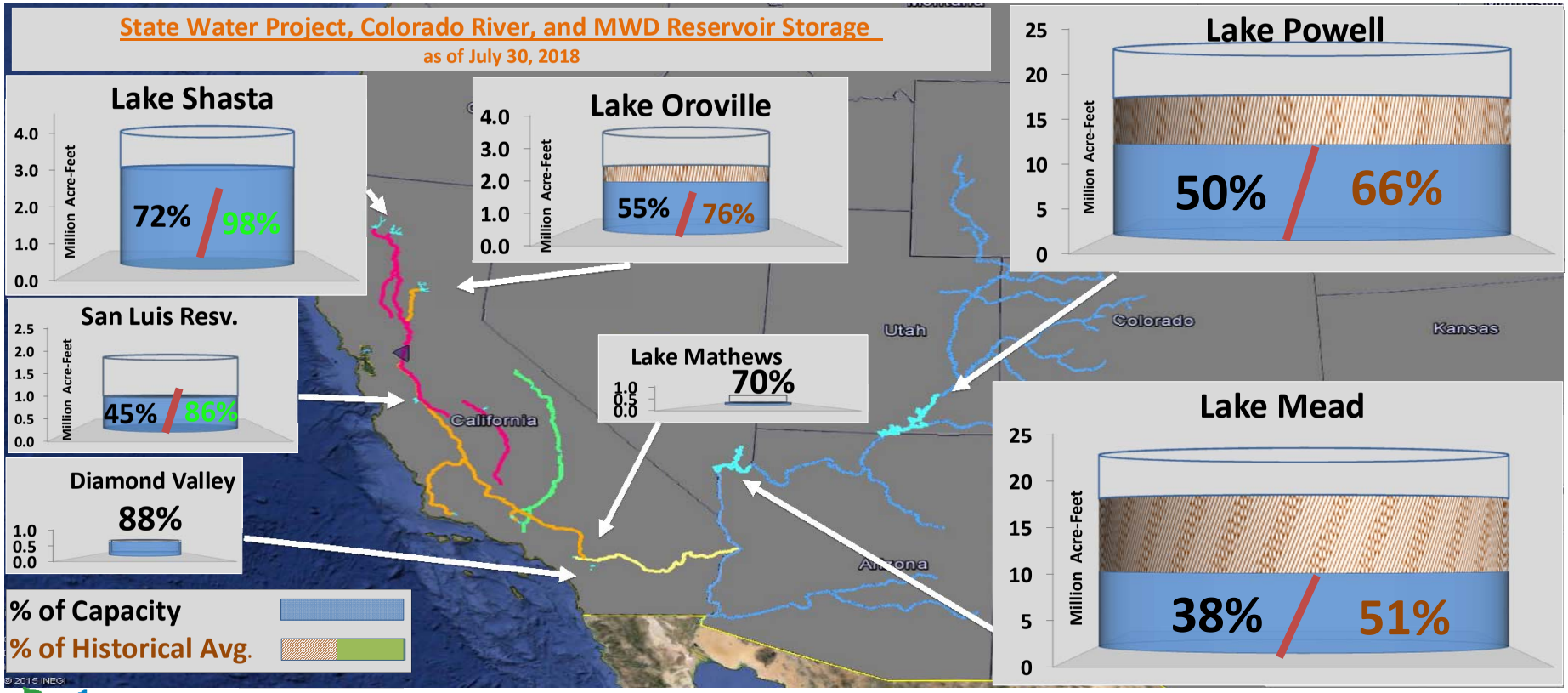

prepared by the Municipal Water District of Orange County
*Number are Subject to Change

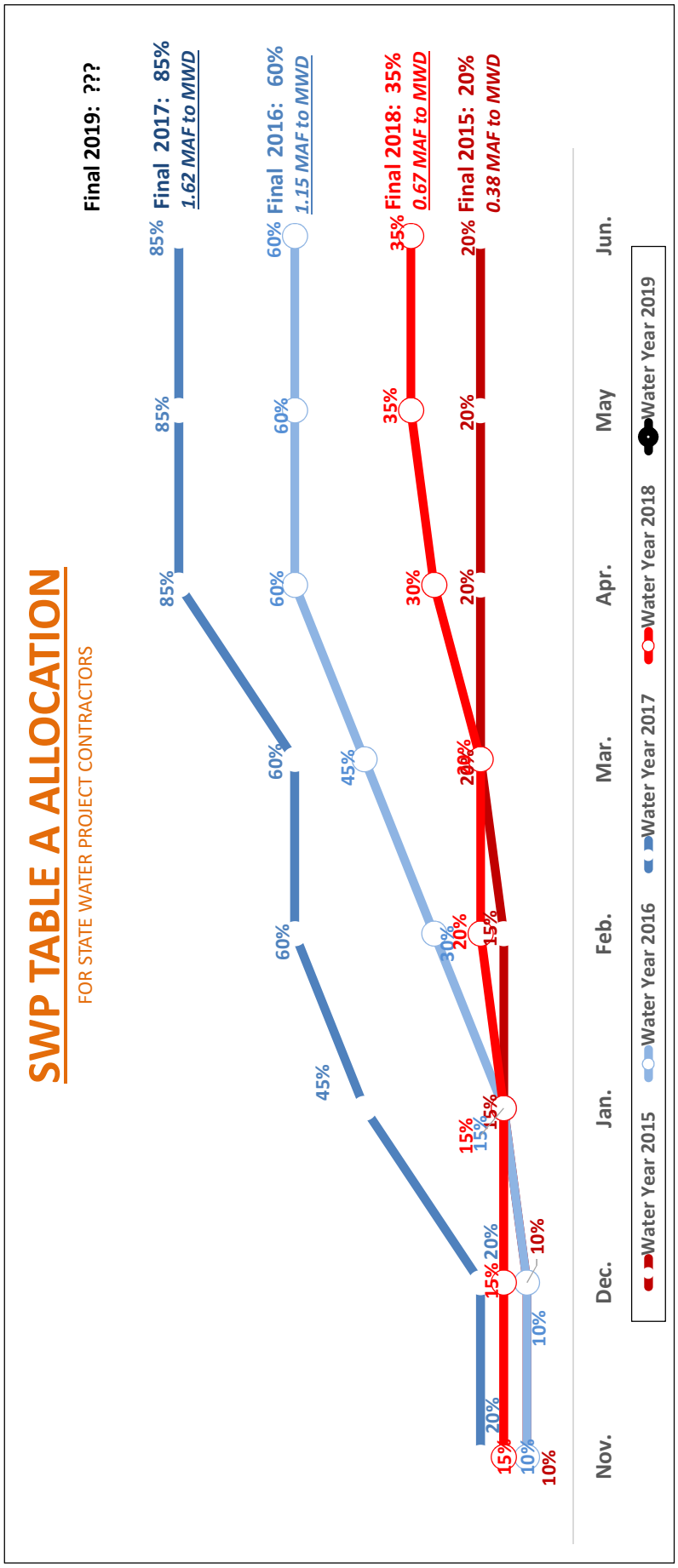
SWP TABLE A ALLOCATION
FOR STATE WATER PROJECT CONTRACTORS
Final 2019: ???
Final 2017: 85%
1.62 MAF to MWD
Final 2016: 60%
1.15 MAF to MWD
Final 2018: 35%
0.67 MAF to MWD
Final 2015: 20%
0.38 MAF to MWD
Nov.
Dec.
Jan.
Feb.
Mar.
Apr.
May
Jun.
Water Year 2015
Water Year 2016
Water Year 2017
Water Year 2018
Water Year 2019

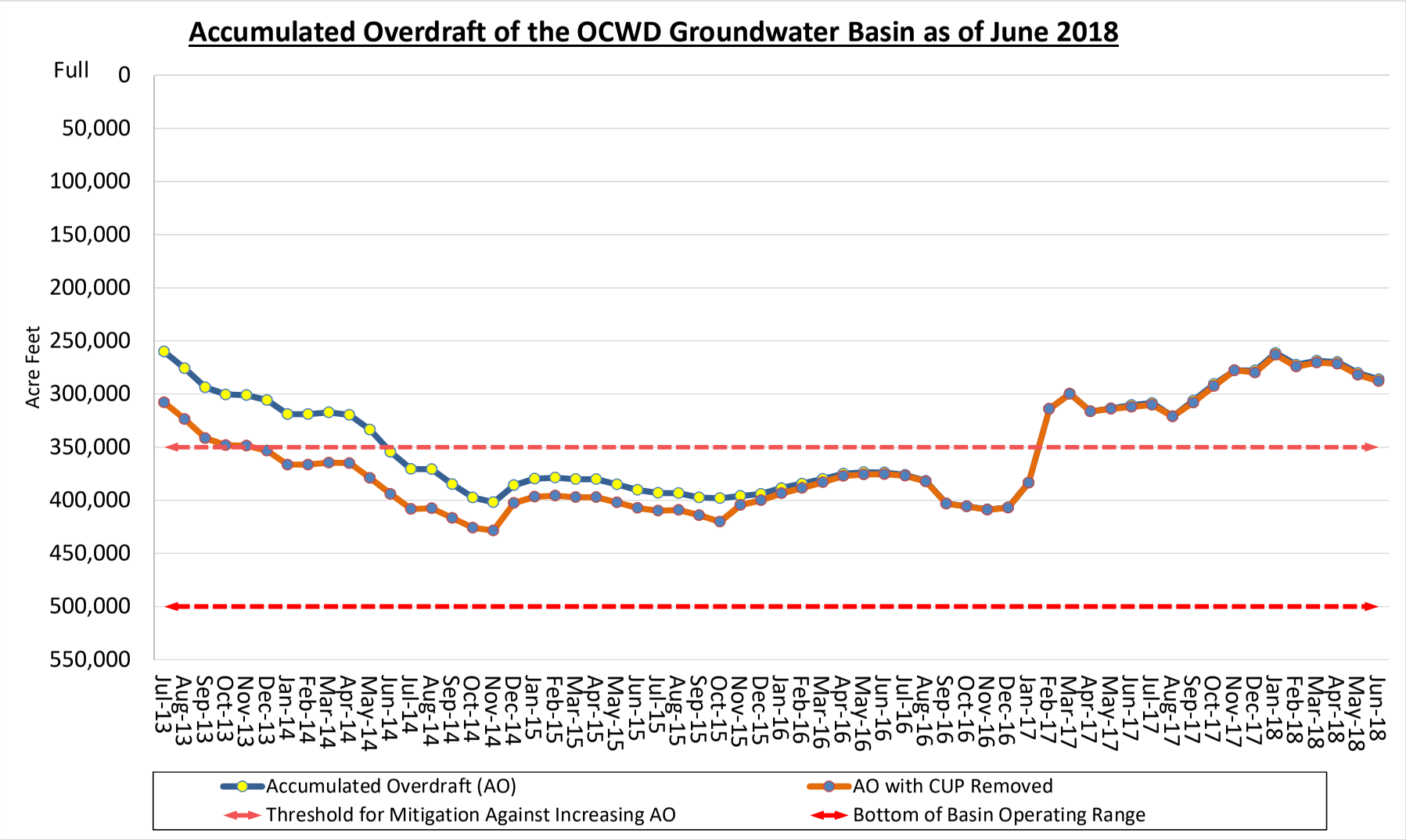

	Jul-16	Aug-16	Sep-16	Oct-16	Nov-16	Dec-16	Jan-17	Feb-17	Mar-17	Apr-17	May-17	Jun-17
AO (AF)	376,310	381,800	403,047	405,635	408,729	406,832	383,548	314,004	299,755	316,286	313,468	310,434
AO w/CUP removed (AF)	376,864	382,340	403,223	405,811	408,906	407,009	383,548	314,004	299,931	316,462	314,009	312,164
	Jul-17	Aug-17	Sep-17	Oct-17	Nov-17	Dec-17	Jan-18	Feb-18	Mar-18	Apr-18	May-18	Jun-18
AO (AF)	308,488	321,131	306,280	290,800	277,691	278,056	261,521	272,475	268,752	269,889	280,329	286,163
AO w/CUP removed (AF)	310,216	321,131	308,007	292,522	277,691	279,776	263,237	274,188	270,463	271,601	282,041	287,869

Source of data = OCWD monthly Water Resources Report in Board meeting packet

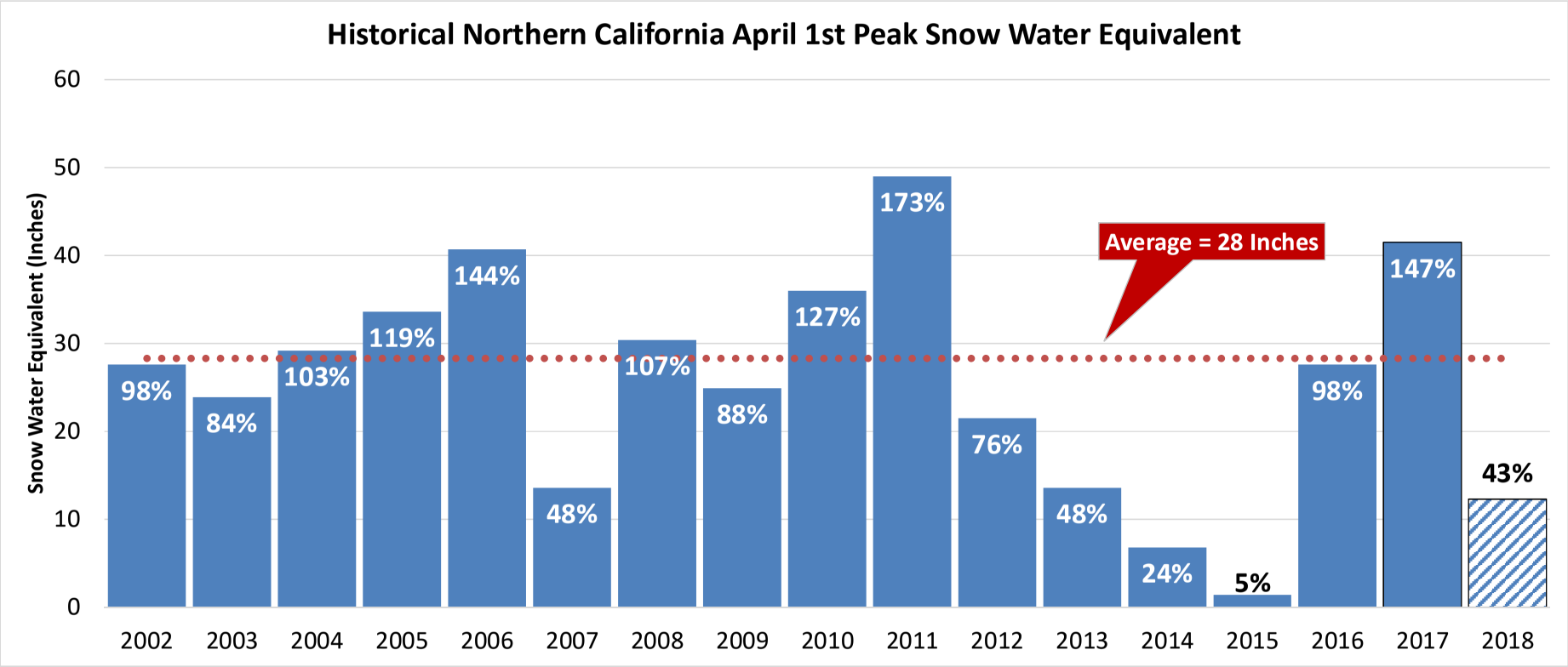
Historical Northern California April 1st Peak Snow Water Equivalent
Snow Water Equivalent (Inches)
60
50
40
30
20
10
0
Average = 28 Inches
98%
84%
103%
119%
144%
48%
107%
88%
127%
173%
76%
48%
24%
5%
98%
147%
43%
2002
2003
2004
2005
2006
2007
2008
2009
2010
2011
2012
2013
2014
2015
2016
2017
2018

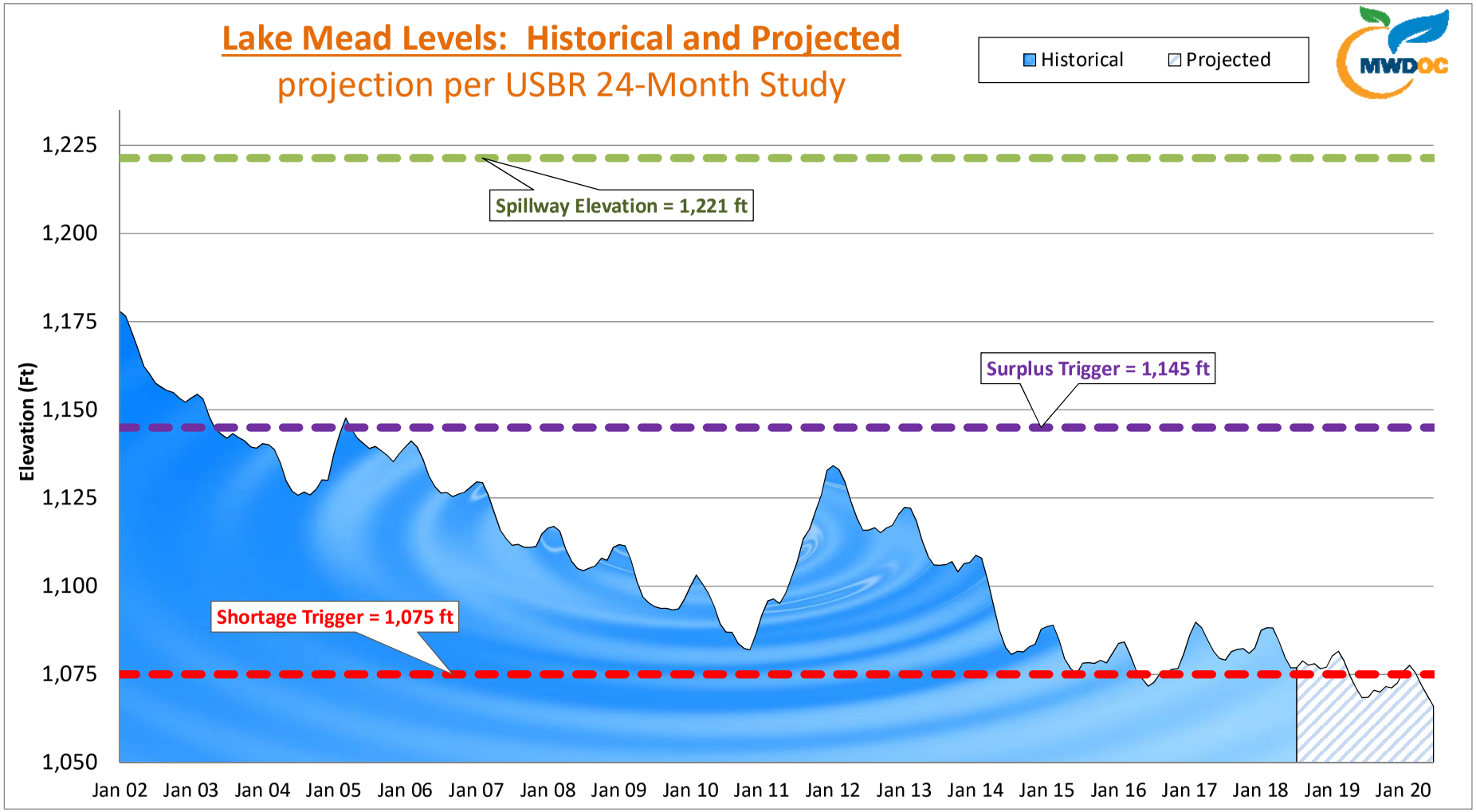
Lake Mead Levels: Historical and Projected
projection per USBR 24-Month Study
Historical
Projected
MWDOC
Spillway Elevation = 1,221 ft
Surplus Trigger = 1,145 ft
Shortage Trigger = 1,075 ft
Elevation (Ft)
1,225
1,200
1,175
1,150
1,125
1,100
1,075
1,050
Jan 02
Jan 03
Jan 04
Jan 05
Jan 06
Jan 07
Jan 08
Jan 09
Jan 10
Jan 11
Jan 12
Jan 13
Jan 14
Jan 15
Jan 16
Jan 17
Jan 18
Jan 19
Jan 20

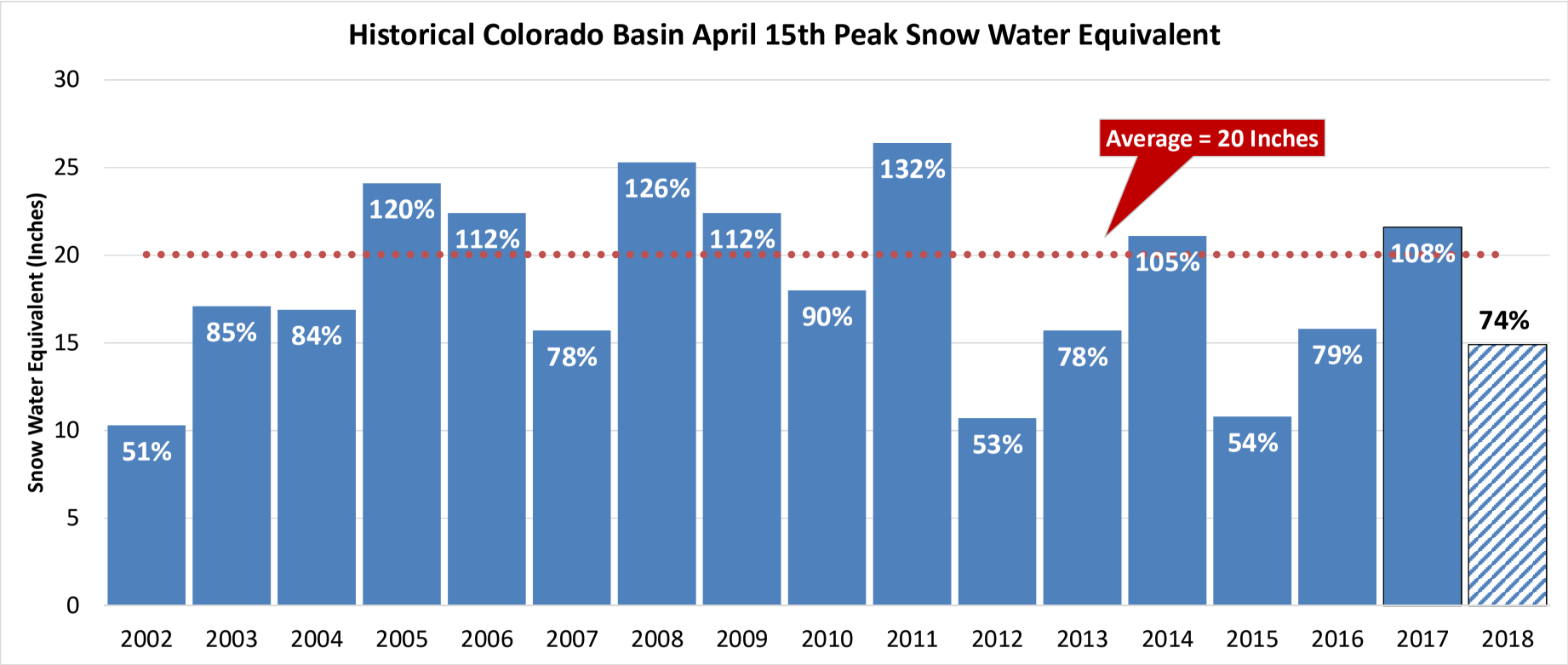
Historical Colorado Basin April 15th Peak Snow Water Equivalent
Snow Water Equivalent (Inches)
30
25
20
15
10
5
0
Average = 20 Inches
51%
85%
84%
120%
112%
78%
126%
112%
90%
132%
53%
78%
105%
54%
79%
108%
74%
2002
2003
2004
2005
2006
2007
2008
2009
2010
2011
2012
2013
2014
2015
2016
2017
2018

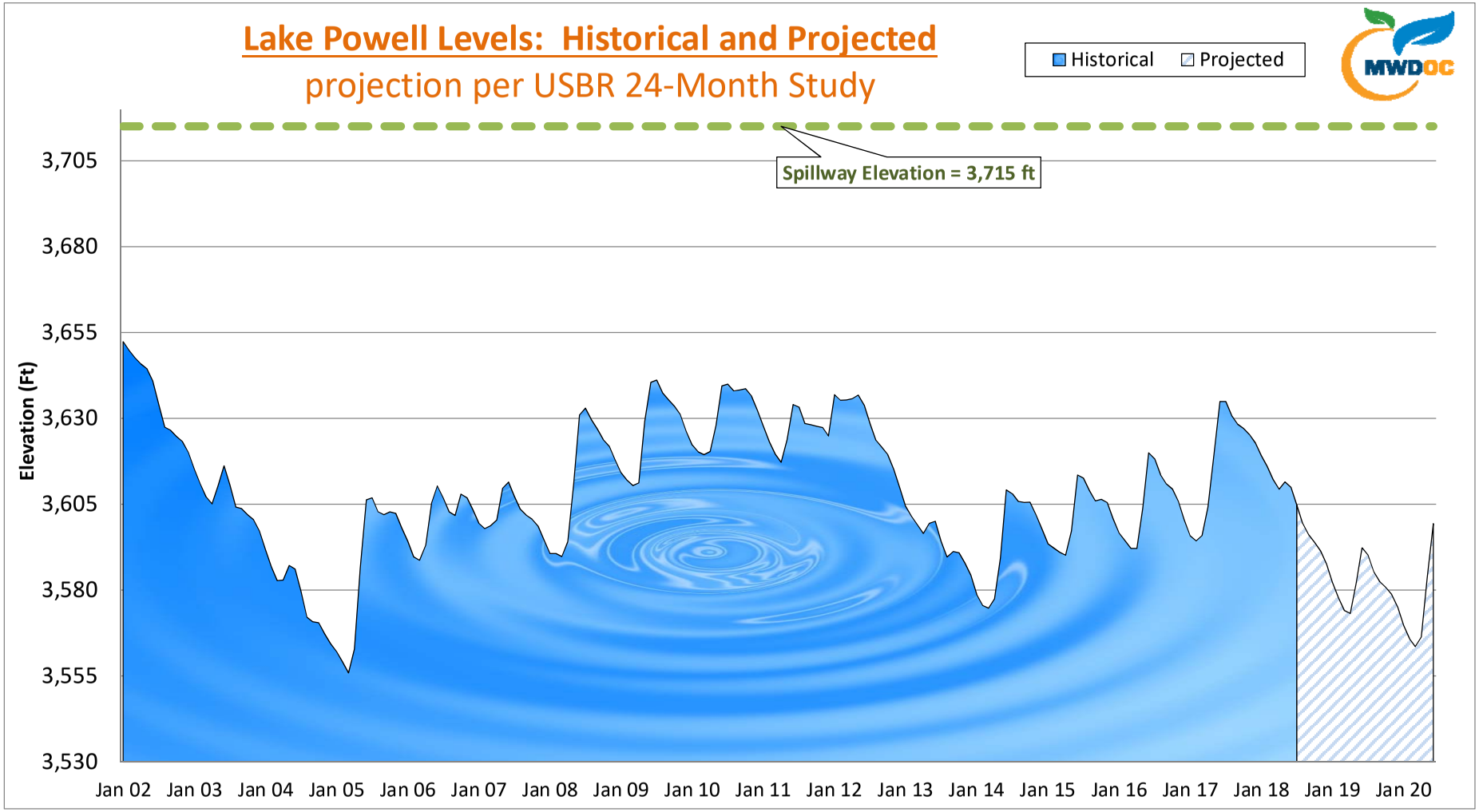
Lake Powell Levels: Historical and Projected
projection per USBR 24-Month Study
Historical
Projected
MWDOC
Spillway Elevation = 3,715 ft
Elevation (Ft)
3,705
3,680
3,655
3,630
3,605
3,580
3,555
3,530
Jan 02
Jan 03
Jan 04
Jan 05
Jan 06
Jan 07
Jan 08
Jan 09
Jan 10
Jan 11
Jan 12
Jan 13
Jan 14
Jan 15
Jan 16
Jan 17
Jan 18
Jan 19
Jan 20

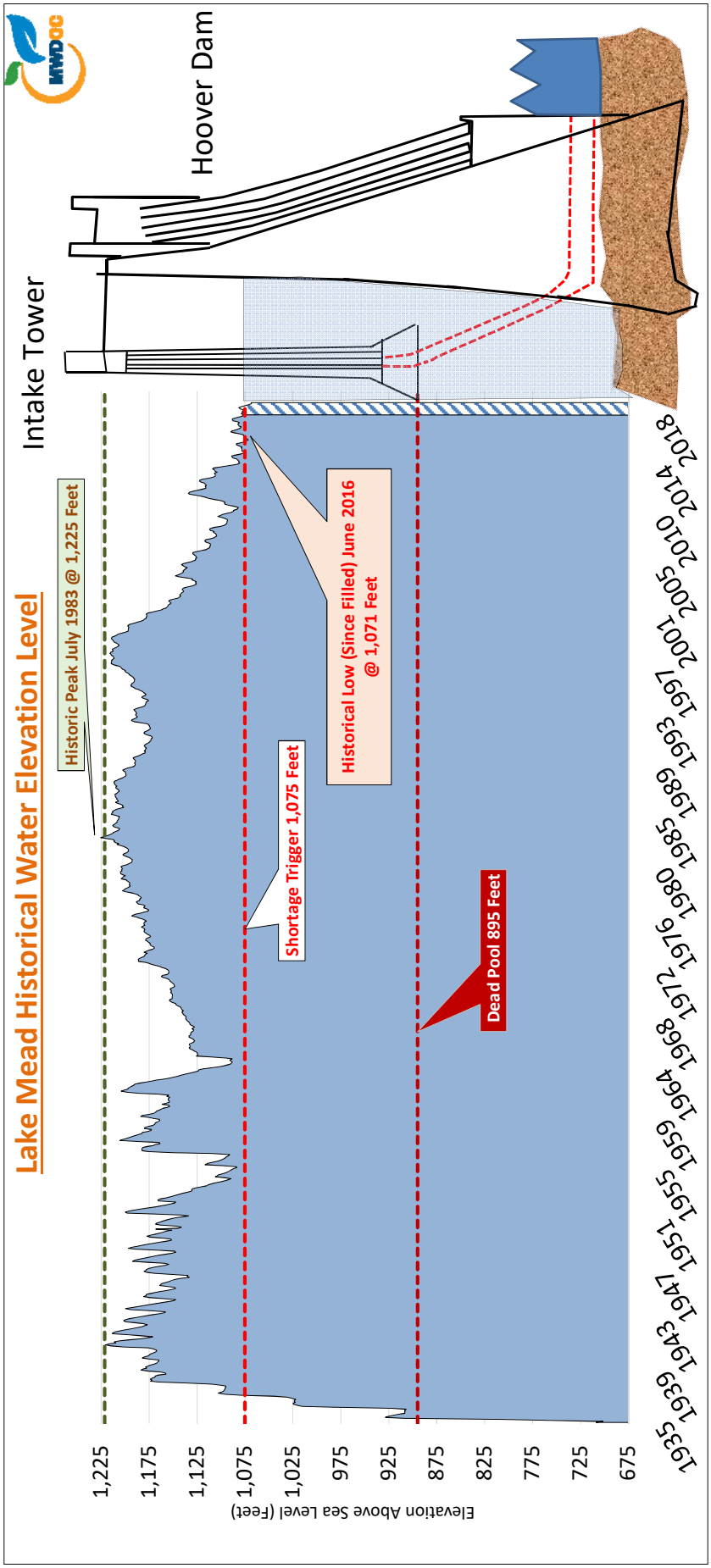
Lake Mead Historical Water Elevation Level
Historic Peak July 1983 @ 1,225 Feet
Intake Tower
Hoover Dam
Shortage Trigger 1,075 Feet
Historical Low (Since Filled) June 2016
@ 1,071 Feet
Dead Pool 895 Feet
Elevation Above Sea Level (Feet)
1,225
1,175
1,125
1,075
1,025
975
925
875
825
775
725
675
1935
1939
1943
1947
1951
1955
1959
1964
1968
1972
1976
1980
1985
1989
1993
1997
2001
2005
2010
2014
2018

Item No. 13

INFORMATION ITEM
August 8, 2018

TO: **Administration & Finance Committee**

FROM: **Robert Hunter, General Manager**

Staff Contacts: Cathy Harris, Administrative Services Manager & Katie Davanaugh, Sr. Executive Assistant

SUBJECT: **Health Benefit Rates for 2019**

STAFF RECOMMENDATION

Staff recommends the Administration & Finance Committee receive and file information.

COMMITTEE RECOMMENDATION

Committee recommends (to be determined at Committee meeting)

DETAILED REPORT

Open enrollment information for health benefits is typically provided to JPIA members in early September and it has not yet been received. However, the rate information for 2019 has been provided and is listed below.

- Kaiser +2.6%
- HMO 0%
- PPO/CDHP - see below
- Vision 0%
- Dental -1%

	% increase/decrease over 2018 rates		
Plan	Single	2-Party	Family
PPO (Classic)	0.89	0.90	-3.11
HMO (CalCare)	0.00	0.00	0.00
Anthem CDHP	0.89	0.89	-3.10
Kaiser/ Kaiser CDHP	2.59	2.61	2.62
Dental	-1.17	-1.16	-1.22
Vision	0.00	0.00	0.00

Budgeted (Y/N): Y	Budgeted amount: $636,213	Core X	Choice
Action item amount: 0	Line item:		
Fiscal Impact (explain if unbudgeted):			

- The amount budgeted for FY 2018-19 for medical, dental and vision benefits is $636,213. Based on the plan premium changes for 2019, the projected totals for 2018-19 will be $610,331, which is $25,882 less than budgeted.

Plan	Total Monthly $			District Monthly $		
	Single	**2-Party**	**Family**	**Single**	**2-Party**	**Family**
PPO (Classic)	859.93	1,752.48	2,262.51	818.42	1,401.98	1,810.01
HMO (CalCare)	758.68	1,507.46	2,021.80	727.30	1,205.97	1,617.44
Anthem CDHP	689.92	1,403.96	1,811.99	665.41	1,123.17	1,449.59
Kaiser	623.16	1,236.43	1,745.45	605.33	989.14	1,396.36
Kaiser CDHP	444.83	879.78	1,240.79	444.83	703.82	992.63
Dental	51.61	86.90	132.09	46.45	78.21	118.88
Vision	14.76	23.46	45.71	14.76	23.46	45.71