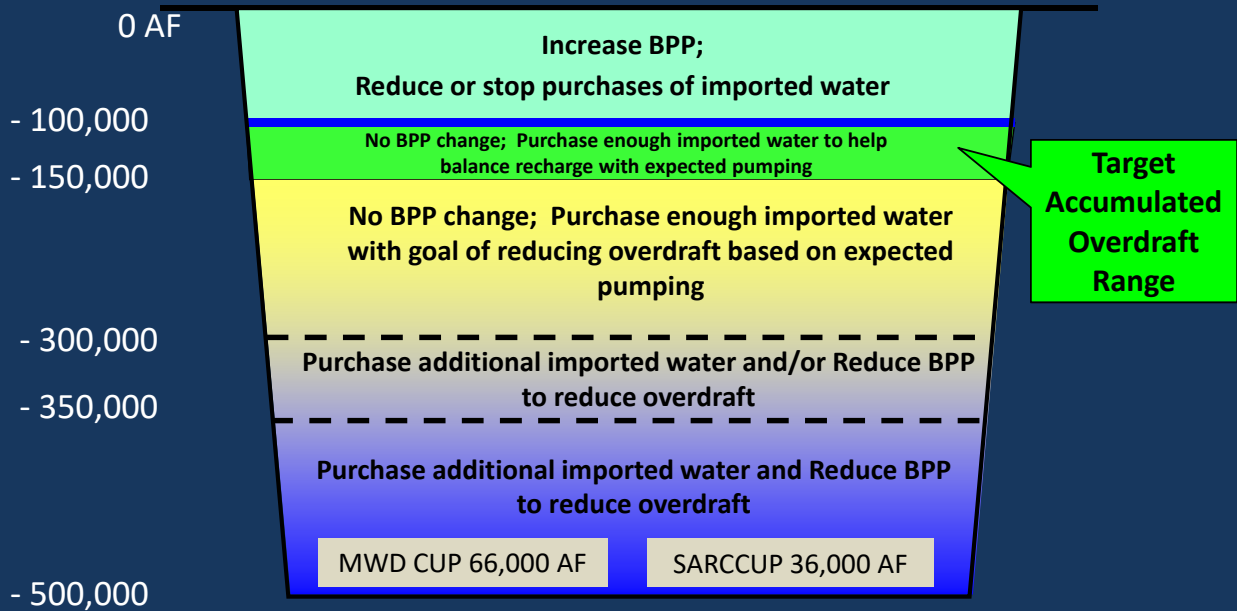


OCWD Groundwater Basin Storage Evaluation

Joint Planning Committee
July 25, 2018

Current Basin Management Policies



Questions to Answer

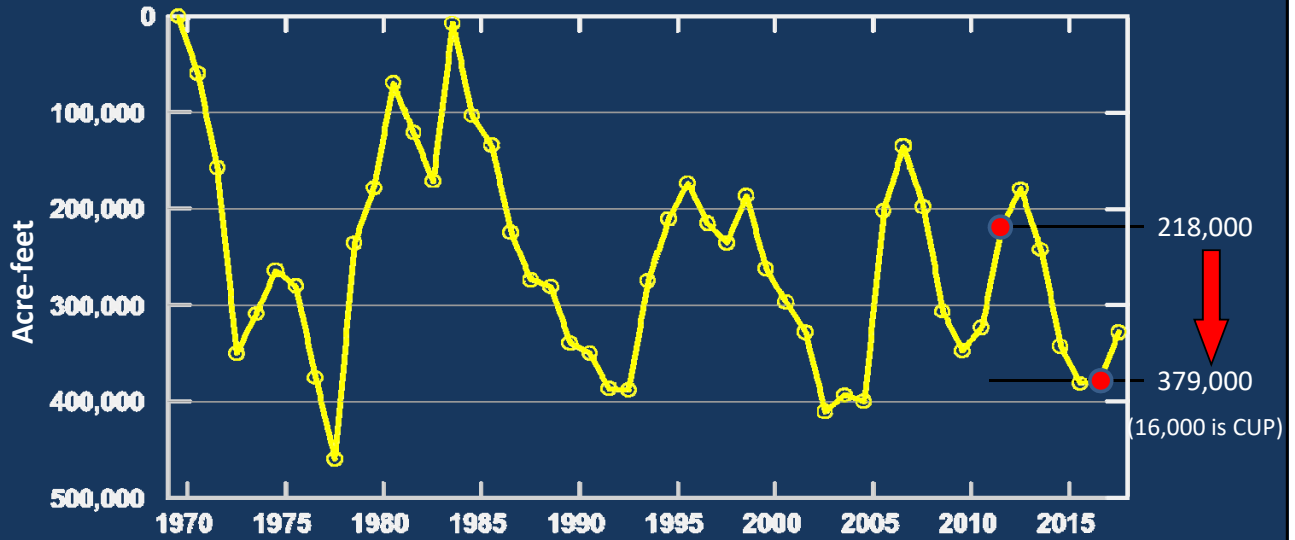
How much storage do we need for a drought?

Is there storage space remaining for other programs?

2011 to 2016 Drought

- Driest or second driest period in SoCal since 1400s
- Significant reduction in rainfall – 55% of average
 - Captured SAR storm flows reduced
 - Less Natural Incidental recharge
- Year 5 of drought cycle
 - MWD deliveries were reduced
 - Governor required 25% conservation

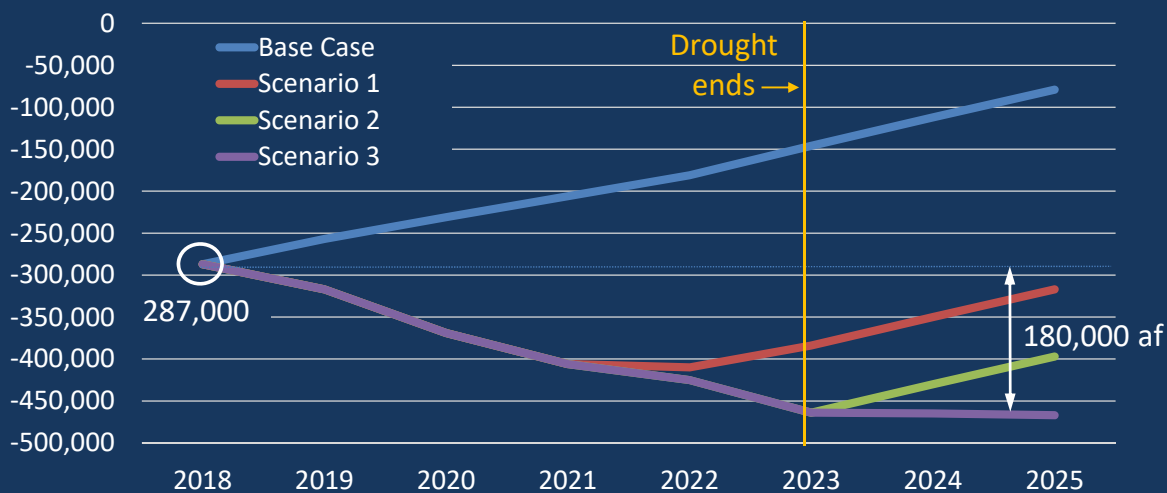
During 2011-16, basin storage decreased 161,000 af (or 145,000 af without MWD CUP)



Three Drought Scenario Projections

#	Description
1	Repeat 2011 to 2016 drought w/current demands & supplies
2	Repeat 2011 to 2016 drought; State does not reduce water demands by 25% in Year 5; MWD deliveries cut in years 4 & 5
3	Scenario #2 plus MWD delivery reductions in years 6 & 7

Accumulated Overdraft Projections



7

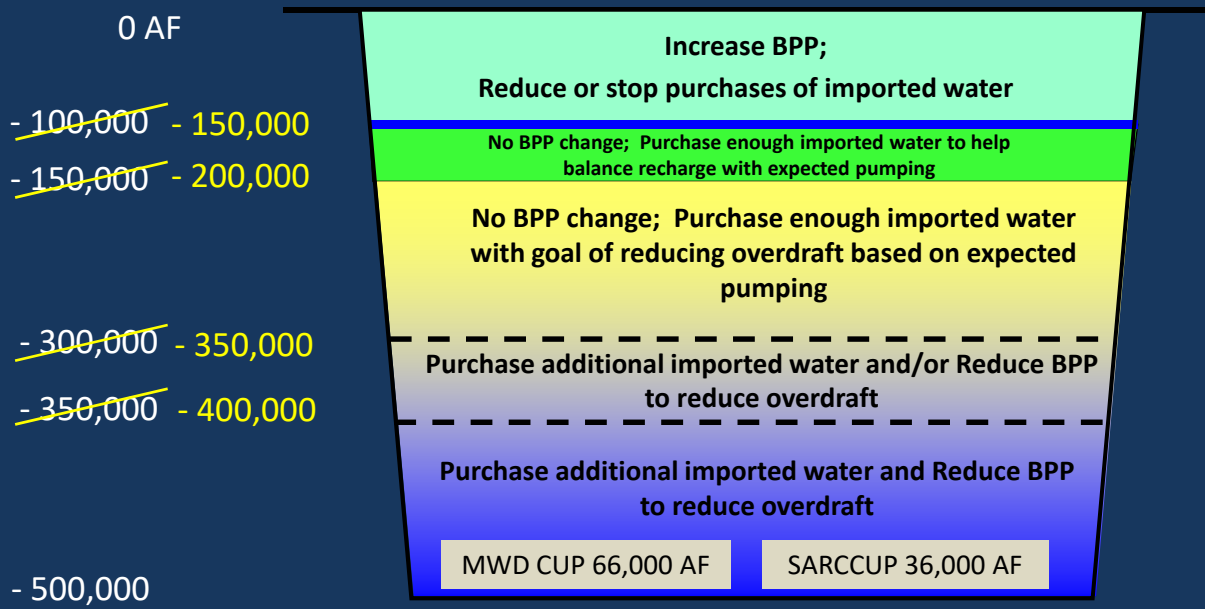
Findings

1. Lower total water demands over last 10 years have reduced impacts from drought cycles
2. GWRS Final Expansion will increase base supplies improving drought resiliency

Recommendations

1. Accumulated overdraft target and basin storage triggers can be lowered 50,000 af without jeopardizing drought preparedness.
2. Maximum accumulated overdraft should remain at 500,000 af.
3. Storage agreements should be contained within SARCCUP storage, at least until MWD CUP terminates in 2028.

Proposed Basin Management Policy Revisions



End of Presentation

11