

MEETING OF THE  
BOARD OF DIRECTORS OF THE  
MUNICIPAL WATER DISTRICT OF ORANGE COUNTY  
Jointly with the  
**PUBLIC AFFAIRS AND LEGISLATION COMMITTEE**  
April 16, 2018, 8:30 a.m.  
Conference Room 101

**Committee:**

Director Dick, Chair  
Director Thomas  
Director Tamaribuchi

Staff: R. Hunter, K. Seckel, H. Baez,  
D. Micalizzi, K. Davanaugh, T. Baca

Ex Officio Member: Director Barbre

---

MWDOC Committee meetings are noticed and held as joint meetings of the Committee and the entire Board of Directors and all members of the Board of Directors may attend and participate in the discussion. Each Committee has designated Committee members, and other members of the Board are designated alternate committee members. If less than a quorum of the full Board is in attendance, the Board meeting will be adjourned for lack of a quorum and the meeting will proceed as a meeting of the Committee with those Committee members and alternate members in attendance acting as the Committee.

**PUBLIC PARTICIPATION**

Public comments on agenda items and items under the jurisdiction of the Committee should be made at this time.

**ITEMS RECEIVED TOO LATE TO BE AGENDIZED** - Determine there is a need to take immediate action on item(s) and that the need for action came to the attention of the District subsequent to the posting of the Agenda. (Requires a unanimous vote of the Committee)

**ITEMS DISTRIBUTED TO THE BOARD LESS THAN 72 HOURS PRIOR TO MEETING --**

Pursuant to Government Code section 54957.5, non-exempt public records that relate to open session agenda items and are distributed to a majority of the Board less than seventy-two (72) hours prior to the meeting will be available for public inspection in the lobby of the District's business office located at 18700 Ward Street, Fountain Valley, California 92708, during regular business hours. When practical, these public records will also be made available on the District's Internet Web site, accessible at <http://www.mwdoc.com>.

**DISCUSSION ITEMS**

1. LEGISLATIVE ACTIVITIES
  - a. Federal Legislative Report (Barker)
  - b. State Legislative Report (BBK)
  - c. County Legislative Report (Lewis)
  - d. Legal and Regulatory Report (Ackerman)
  - e. MWDOC Legislative Matrix
  - f. Metropolitan Legislative Matrix

**ACTION ITEMS**

2. ADOPT LEGISLATIVE POSITIONS
  - a. AB 2241 (Rubio) – The Open and Transparent Water Data Act
  - b. AB 2543 (Eggman) – State Agencies: Infrastructure Project Budget and Schedule
3. SCHOOL PROGRAM BUDGET CONTRACT RENEWAL
  - a. Discovery Science Center
  - b. Inside The Outdoors

**INFORMATION ITEMS** (THE FOLLOWING ITEMS ARE FOR INFORMATIONAL PURPOSES ONLY – BACKGROUND INFORMATION IS INCLUDED IN THE PACKET. DISCUSSION IS NOT NECESSARY UNLESS REQUESTED BY A DIRECTOR.)

4. WEBSITE AND SOCIAL MEDIA ANALYTICS UPDATE
5. APRIL 19, 2018 WATER POLICY DINNER
6. UPDATE ON 2018 OC WATER SUMMIT (JUNE 1, 2018)
7. EDUCATION PROGRAM UPDATE
8. PUBLIC AFFAIRS ACTIVITIES REPORT

**OTHER ITEMS**

9. REVIEW ISSUES RELATED TO LEGISLATION, OUTREACH, PUBLIC INFORMATION ISSUES, AND MET

**ADJOURNMENT**

**NOTE:** At the discretion of the Committee, all items appearing on this agenda, whether or not expressly listed for action, may be deliberated, and may be subject to action by the Committee. On those items designated for Board action, the Committee reviews the items and makes a recommendation for final action to the full Board of Directors; final action will be taken by the Board of Directors. Agendas for Committee and Board meetings may be obtained from the District Secretary. Members of the public are advised that the Board consideration process includes consideration of each agenda item by one or more Committees indicated on the Board Action Sheet. Attendance at Committee meetings and the Board meeting considering an item consequently is advised.

Accommodations for the Disabled. Any person may make a request for a disability-related modification or accommodation needed for that person to be able to participate in the public meeting by telephoning Maribeth Goldsby, District Secretary, at (714) 963-3058, or writing to Municipal Water District of Orange County at P.O. Box 20895, Fountain Valley, CA 92728. Requests must specify the nature of the disability and the type of accommodation requested. A telephone number or other contact information should be included so that District staff may discuss appropriate arrangements. Persons requesting a disability-related accommodation should make the request with adequate time before the meeting for the District to provide the requested accommodation.

**JAMES C. BARKER, PC**  
 ATTORNEY AND COUNSELOR AT LAW  
 FIFTH FLOOR  
 1050 THOMAS JEFFERSON STREET, NW  
 WASHINGTON, DC 20007  
 (202) 293-4064  
[jimbarker@jcbdc.com](mailto:jimbarker@jcbdc.com)

Nicholas Crockett  
 Alia Cardwell

*Municipal Water District of Orange County, California*  
*Washington Update*  
*April 10, 2018*

***Federal Spending:***

The Omnibus Appropriations Bill, the \$1.3 Trillion spending bill that funds the federal government through September 30, 2018, passed the Congress and was signed into law on March 23<sup>th</sup>.

In the spending deal that prioritized infrastructure investments, the country's dam, flood control and navigation agencies all received major increases. See Table I in this Report.

In the Orange County Delegation, Representatives Royce, Walters and Issa voted for the bill; while Representatives Rohrabacher, Correa, and Lowenthal, voted against the package. In the Senate, both California Senators opposed the Omnibus Spending Bill.

The Bureau of Reclamation saw a bump of \$163 million to its budget, bringing it to \$1.48 billion. Water storage projects authorized as part of major drought legislation in 2016 would get \$134 million in funding under the budget.

Regarding the EPA, EPA's operational budget would remain roughly unchanged under the spending bill, although the agency would get hundreds of millions of dollars in extra money to spend on grants and loans to states for environmental cleanups.

The agency's "base" funding would remain at about \$8.1 billion, in line with 2017's level, according to committee summaries. That would shift \$23.5 million away from regulatory programs, according to the House Appropriations Committee.

EPA's extra money under the deal reached by Congress to raise spending caps, will go to grant programs. The Clean Water and Drinking Water State Revolving Funds are slated to get an additional \$300 million each, for a total of \$2.9 billion in funding, and \$50 million is tagged for new programs created in the 2017's major water resources bill that focused on basic infrastructure for small and disadvantaged communities and reducing lead in school drinking

water systems. The WIFIA loan program would also see its budget boosted to \$63 million, and the Superfund program would get a \$66 million bump, bringing its budget to \$1.15 billion.

Lawmakers also kept funding steady for EPA's Office of Inspector General. The Trump administration had suggested significant cuts to the IG, which is looking into Administrator Scott Pruitt's travel spending.

***In terms of some of the more direct implications for MWDOC:***

\$20M for Watersmart Grant Programs

\$12 M for Desal, non WIIN related, plus some more information on the WIIN Grants.

\$70M for Environmental Infrastructure in the Army Corps section.

The bill included a provision for the completion of a feasibility study for the enlargement of the Shasta Dam—inserted into the package by the House Majority Leader, Congressman Kevin McCarthy (R-California).

***Wildfire Spending in the Omnibus:***

A wildfire funding fix was included in the Omnibus Funding Bill that put an end to the so-called “fire borrowing policy” that has gone on for years.

Highlights of the wildfire provision include a \$2.19 billion off-budget disaster fund for wildfires, which would grow to \$2.95 billion by 2027, and more flexibility to allow forest thinning in areas the Forest Service or the Bureau of Land Management deem at risk of wildfire.

The disaster fund wouldn't be established until 2020, but lawmakers agreed to devote an additional \$500 million a year to wildfire management in 2018 and 2019, until the new arrangement takes effect. Overall, the Forest Service would receive \$6 billion this fiscal year, including \$2.8 billion for wildfire management.

The deal will give the Federal Agencies more flexibility to deal with fire management policies while sorting out issues around the ESA — a complaint that some groups have raised regarding the thinning of forestry areas.

It also provides for categorical exclusions from the National Environmental Policy Act, covering up to 3,000 acres, in national forests, for removal of hazardous levels of timber or other “fuels”.

The impact of this provision will allow the Forestry Service to make long term plans -- for the thinning of forests or federal lands where it is appropriate—without the funding being raided in years where the wildfire budgets have not kept pace with the need for funding.

***Talk of a Presidential “Rescission”:***

While President Trump signed the 2,300 page spending bill into law after months of intensive White House and Congressional negotiations, he has argued since its passage for a “line item veto” which is not currently available at the federal level to strike certain funding provisions. The US Supreme Court ruled two decades ago that such a provision is unconstitutional.

The President has also examined the prospect of instituting a presidential “rescission” which would have the effect of reducing the amount of funding in the Omnibus Package—by hypnotically a certain percentage—say 2% or whatever percentage the White House and the Congress could agree upon. The rationale behind this thinking is the President has expressed the concern that the spending package creates too much “debt” and he would like to reduce the overall spending in the bill. This would require a vote by the Congress.

While it is possible that such a provision might pass the House, most observers here believe it would be difficult for such a provision to pass in the Senate where the GOP holds a slim 51-49 Majority. Senators Collins (R-Maine) and Murkowski (R-Alaska) have both indicated that they would oppose any rescission—effectively eliminating any success of ultimate passage, assuming that one could even garner all of the other Senate Republicans.

Additionally MWDOC representatives have met with Appropriations Staff and they advise us that the Appropriations Committees would oppose any “rescission” efforts. The Committee Members want to move on to the FY2019 Bill. MWDOC supported efforts to increase spending in the various water accounts and to provide a “fix” for the Wildfire Budgetary dilemma. Most observers here were pleased with the additional spending in these accounts.

Now that the Appropriations process has been completed for the funding period that ends September 30<sup>th</sup> of this year, Congressional Committees are launching a number of hearings and activities on the federal spending year that will start October 1<sup>st</sup>.

Senator Feinstein’s office has advised us that soon there will be number of competitive grants released dealing with water recycling or ocean water desal.

**Table I*****Omnibus FY2018 Spending******FY2018 Omnibus******FY2019 Presidential Request******EPA***

Clean Water SRF	\$1.7B	\$1.39B
Drinking Water SRF	\$1.16B	\$863M
WIFIA Funding	\$63M	\$20M

***Interior Department***

Bureau of Reclamation	\$1.48B	\$1.05B
Title 16 water recycling	\$54.4M	\$3M
Cal Fed	\$37M	\$35M
WaterSmart Grants	\$34M	\$10M
Western Drought	\$4M	0
WIIN Desal Program	\$12M	0
WIIN Water Storage	\$134M	0

### ***WIFIA Program Updates:***

Last week the U.S. Environmental Protection Agency (EPA) announced the availability of approximately \$5.5 billion in credit that could finance over \$11 billion in water infrastructure projects through the Water Infrastructure Finance and Innovation Act (WIFIA) program. Prospective borrowers seeking WIFIA credit assistance must submit a letter of interest by July 6, 2018.

### ***Cloud over Administrator Scott Pruitt at the EPA***

For the last several weeks, Scott Pruitt has been the subject of a series of negative articles surrounding his use of a \$50-a-night lobbyist-connected condo in Washington, DC, as well as his expensive travel and security costs.

To date, President Trump has stood by Pruitt but there are rumors here in DC that Pruitt may be forced out in the coming weeks or months.

As EPA Administrator Scott Pruitt has fought to keep his job amid a mounting ethics scandal, he has pointed to his regulatory rollbacks as proof of his “success”. Though many would argue with this claim.

Pruitt brought together high-level officials from across the government last month to launch his "war on lead," and in May he will convene a nationwide summit of drinking water officials to address growing concern over contamination by chemicals used in Teflon and flame retardants.

Local drinking water agencies say they are glad to see Pruitt paying attention to some of their biggest challenges, but critics wonder how much he will actually get done, *especially as the White House tries to slash his agency's budget.*

So far, the White House has indicated that Pruitt should be able to accomplish his goals without any new money. In fact, EPA's 2019 budget proposal would eliminate funding for its lead risk reduction program and grants to the states for dealing with the neurotoxin, while slashing research on water safety by more than a third. While Congress has shown little interest in following through with such deep spending cuts, critics say the administration's budget requests undermine Pruitt's pitch. All of this undermines Pruitt's credibility.

The American Water Works Association estimates it would cost \$30 billion to remove and replace all lead piping across the country. That's on top of the roughly \$1 trillion needed more broadly to replace aging and failing water infrastructure.

Not only is the federal government unlikely to come up with that kind of cash anytime soon — the Trump administration's infrastructure proposal looked to private and local financing, not federal grants for improving drinking water infrastructure — but even if it did, it could probably only fund replacement of the *public pipes*, not the lead service lines and plumbing that are owned by homeowners. Furthermore, this type of partial replacement can actually make lead contamination worse in the near term, public health experts say, since the act of replacing water mains can shake up the remaining lead pipes, depositing the contaminant in drinking water.

### ***Infrastructure Update:***

Recently the Trump Administration rolled out its Infrastructure Plan outlined in previous Washington Reports. Within the last month President Trump has said that the Congress is now not likely to enact his infrastructure plan before the midterm elections, casting the blame on Democrats, frankly a tough claim to substantiate. There are many Republican lawmakers that have concerns with his Infrastructure Approach.

Meanwhile, the architect and primary spokesperson, DJ Gribbin, for the administration's infrastructure plan is heading for the exits, the latest in a series of events that taken together puts into limbo one of President Donald Trump's signature campaign proposals.

MWDOC has consistently urged the Delegation to advance a robust water infrastructure component to any Infrastructure program. We may see another Army Corps bill pass this year but it is too soon to predict such passage.

### ***Streamlining the permitting process:***

Earlier this week a dozen federal agencies signed an agreement to streamline the environmental permitting process.

The memorandum of understanding implements President Trump's Aug. 15, 2017, executive order which aims to cut permitting time for big infrastructure projects to two years.

Signatories of the agreement will include the Energy, Interior, Transportation and Agriculture departments as well as U.S. EPA, the Federal Energy Regulatory Commission and the Army Corps of Engineers. Agency chiefs signed the deal at the end of a White House Cabinet meeting.

The memo mirrors the permitting agenda outlined in Trump's infrastructure plan, released in February.



One federal agency will take the lead on permitting under the MOU, issuing a single environmental impact statement for the entire federal government, the White House official said. The lead agency will be able to set timetables for other agencies, with the goal of getting the entire process down to two years.

***Critical Infrastructure and the Hacking of Water Systems:***

Since our last Report, the Trump administration accused Russian government hackers of carrying out a deliberate, ongoing operation to penetrate vital U.S. industries, including the energy grid — a major ratcheting up of tensions between the two countries over cybersecurity.

The Trump Administration said that hackers had penetrated the targeted companies to a surprising degree, including copying information that could be used to gain access to the computer systems that control power plants.

"Since at least March 2016, Russian government cyber actors ... targeted government entities and multiple U.S. critical infrastructure sectors, including the energy, nuclear, commercial facilities, water, aviation, and critical manufacturing sectors," according to an alert issued by the Homeland Security Department and the FBI.

The alert came on the same day the Trump administration issued new sanctions against Russia for a range of activities, including its actions in cyberspace. Taken together, the steps amount to perhaps the most direct confrontation of Russian hackers by the U.S. government yet.

Russia has been widely accused of launching increasingly dangerous attacks on power grids around the world. Moscow's most frequent target has been Ukraine, according to researchers. In recent years, Ukraine has twice blamed its neighbor for shutting down portions of its power grid using digital weapons that hackers had not previously successfully deployed on that scale.

The alert says Russian hackers attempted to access the grid and other industries primarily to spy and collect information. Their weapons included malware-laden Word documents — such as engineers' resumes — that appeared in legitimate-seeming emails, but which harvested login and password information from victims' computers.

The hackers used these exploits to target vendors and other companies on the periphery of their main targets, then leapfrog their way to gain access to higher-level networks and install malware.

Once inside, the hackers would move around and conduct reconnaissance, and appeared interested in industrial control systems that manage processes for critical infrastructure, the alert reads.

*4/10/18 JCB*



## Memorandum

To: Municipal Water District of Orange County  
 From: Syrus Devers, Best Best & Krieger  
 Date: April 16, 2018  
 Re: Monthly State Political Report

### Legislative Report

As previously mentioned, the deadline to move fiscal bills out of the first policy committee is April 27th. That means the Capitol has shifted from procrastination to frenzied activity.

Talk to the town:

*San Diego and Los Angeles' board members voted against the project, but were overcome by a group led by directors from Orange County.... (Sacramento Bee)*

*Tuesday's vote pitted MWD's two biggest members, the city of Los Angeles and the San Diego County Water Authority, against its third-largest member, the Municipal Water District of Orange County....(A.P.)*

Legislation:

**SB 2050 (Caballero-Small district consolidation):** The water industry's answer to the water tax and the problems of disadvantaged water districts. The bill passed the Assembly Environmental Safety and Toxics Committee despite a "NO" vote from the Vice Chair, Assembly Member Melissa Melendes, who represents Eastern Municipal Water District, and opposition from the Howard Jarvis Taxpayers Association. Next stop is the Assembly Local Government Committee.

**SB 998 (Dodd-Water shut off prohibitions):** Although significantly amended, several objectionable provisions remain. The committee analysis in Senate Energy, Utilities, and Communication excoriated the bill. Although the bill was let out of committee, it was clearly a courtesy pass with the author being put on notice that further work with the opposition was expected. The main opposition is a working group within ACWA, which was upbeat after the hearing. The bill is triple referred, so there is a long way yet to go. Next stop is Senate Environmental Quality on the 18th.

**SB 606 (Skinner)/AB 1668 (Friedman-Water efficiency bill package):** The recent amendments have been favorably received by significant water agencies and associations. Assembly Member Blanca Rubio continues to oppose, but if rumors are true there will be significant new support in the near future that could tip the scales in favor of the bill package. Neither of the bills are set for a hearing at this time.

Administration:



SWRCB delayed the Rulemaking on Waste and Unreasonable Water Use, which MWDOC staff had testified against due to prohibitions on the use of recycled water on street medians. The board had already accepted amendments that grandfathered median irrigation with recycled water by systems installed prior to 2018, and where incidental to tree irrigation. Water industry advocates took the delay as a positive sign that the board is willing to look at further improvements.

# The County of Orange Report

April 10, 2018  
by Lewis Consulting Group

## County Disposition of Riverbed Homeless

**Santa Ana, Calif.** (April 2, 2018) – As of March 28, 2018, the County of Orange concluded its 30-day motel program for individuals previously encamped along the Santa Ana Riverbed. The program, which began at the end of February 2018, involved 697 individuals and 51 motels throughout Orange County.

While the [full text of a memorandum from County Executive Officer Frank Kim is available online](#), below are highlights from the data.

### 30-Day Motel Program Data:

- **Individuals Connected to Motel Housing by the OC Health Care Agency and City Net**  
(Feb. 14 - 25): 697
- **Individuals Assessed by the OC Health Care Agency:** 589 *(Individuals not assessed by the OC Health Care Agency included 70 persons evicted prior to assessments, 7 persons who left motels on their own prior to assessments and 31 persons of unknown disposition.)*
- **Placement of Those Assessed by the OC Health Care Agency:**
  - Full Service Partnership (FSPs) (mental health residential treatment): 149  
*(This includes only those who are confirmed as enrolled in the program.)*
  - FSP Partners (individuals who are not FSP-eligible but staying with a partner who is eligible): 22
  - Recuperative care: 5
  - Substance use residential treatment: 23
  - Crisis residential: 1
  - Bridges at Kraemer Place: 57
  - Courtyard Transitional Center: 16
  - WISEPlace: 5
  - Nonprofit service providers: 27
  - Other: 29
  - Hospitalization: 1
  - Incarceration: 3
  - Assessed and did not accept shelter and services: 251

## Round 2 - Relocating Civic Center Homeless

Judge David Carter wasted no time in initiating Phase II - relocation of the homeless from the County Plaza and Santa Ana Civic Center. Approximately 200 homeless have been assessed in in similar fashion as those who had camped at the riverbed. No statistics are available yet for their disposition.

In the mean time, County officials are scrambling to find additional housing options. At a March 19<sup>th</sup> Board of Supervisors meeting, Supervisors explored the possibility of using County owned sites in Laguna Niguel, Huntington Beach and Irvine. However, heated local opposition and protests forced the Board to cancel the study. Supervisor Bartlett

faced intense criticism from Laguna Niguel constituents. The same occurred in Huntington Beach, Michelle Steel's constituents. As part of his campaign for District Attorney, Supervisor Spitzer raised eyebrows by whipping up opposition in Laguna Niguel, much to Bartlett's consternation.

Interestingly, the 100 acre County owned property in the Great Park is already zoned to allow for a homeless shelter. Irvine might be the only of the three cities still at risk, as four Supervisors are not happy with Supervisor Spitzer right now.

Finally, Judge Carter has put Orange County cities on notice that he expects them to do more to shoulder part of the burden, It will be interesting to see his next actions when his patience wears thin.



The April 11<sup>th</sup> LAFCO meeting was held after the PAL print deadline. Items of interest will be reported orally at April PAL meeting.

#### Report on the 2018/2019 LAFCO Strategic Plan

Due to the Strategic Plan portion of the meeting, the regularly scheduled LAFCO meeting has a very light agenda. The one item not on the consent calendar is the proposed calendar for the selection of the Committee's Public Member. The current public member, Derek McGregor has indicated he wishes to serve in that capacity again. The agenda item suggests an interview of candidates at the June 13, 2018 meeting and a final vote to be taken at the July 11, 2018 meeting.

The Strategic Planning Session will engage in the following three tasks:

- 1). Discuss the accomplishments of the agency's organizational goals and the 2017/2018 Work Plan.
- 2). Receive a report on the agency's overall performance.
- 3). Identify and prioritize key projects that will be included in the 2018/2019 Work Plan that begins July 1, 2018. During this part of the planning session, OC LAFCO consultant, Management Partners, will give a presentation on the stakeholders input process for the next cycle of reviews and updates of Spheres of Influence and Municipal Service Review.

# Polls, Polls and More Polls

	<u>Date of Survey</u>	<u>Sample Size</u>	<u>Margin of Error</u>
<b>Survey USA</b>	3/22/18-3/25/18	517 CA likely voters	+/- 5%
<b>PPIC</b>	3/4/18-3/13/18	931 CA likely voters	+/- 4.5%
<b>Chapman Poll</b>	2/6/18-3/4/18	706 O.C. residents	+/- 3.7%

<b>PPIC</b>	<u>Governor's Race</u>	<b>Survey USA</b>
GAVIN NEWSOME	28%	GAVIN NEWSOME 22%
JOHN COX	14%	ANTONIO VILLARAIGOSA 14%
ANTONIO VILLARAIGOSA	12%	JOHN COX (REP) 11%
TRAVIS ALLEN	10%	JOHN CHAING 9%
JOHN CHAING	6%	TRAVIS ALLEN (REP) 7%
DELAINE EASTIN	5%	DELAINE EASTIN 3%

<b>PPIC</b>	<u>U.S. Senate Race</u>	<b>Survey USA</b>
DIANNE FEINSTEIN	42%	DIANNE FEINSTEIN 31%
KEVIN DeLEON	16%	KEVIN DeLEON 5%
SOMEONE ELSE	2%	PATRICK LITTLE (REP) 5%
		Two Withdrawn Republicans 10%

<b>PPIC</b>	<u>Possible State Water Bond</u>
YES	66%
NO	26%
Unsure/undecided	8%

<b>PPIC</b>	<u>California Water Supply</u>
Big problem	45%
Somewhat a problem	23%
Not much of a problem	31%
Unsure/undecided	1%

**PPIC****Sacramento-San Joaquin Phased Water  
Tunnels Importance to CA Quality of Life**

Very important	48%
Somewhat important	30%
Not too important	6%
Not important at all	10%
Unsure/undecided	6%

**Chapman Poll - Orange County Residents****President Trump's Approval Rating**

Approve	37%
Disapprove	63%

**Gun Control**

Government goes too far	29%
Government does not do enough	71%

**Strict Environmental Laws and Regulations**

Strict laws cost jobs	36%
Strict laws worth the cost	64%

**Threat of Global Warming or Climate Change**

Very Serious	57%
Somewhat serious	22%
Not very serious	21%

**Disposition of Undocumented Immigrants**

A way for them to stay here legally	83%
Not be allowed to stay	17%

**Support a 1/4 cent Sales Tax to Fight Homelessness**

YES	63%
NO	37%

**Are You Closer to Republican or Democratic Party**

Republican	41%
Democratic	38%
Neither	21%

Even taking into account this is a poll of residents and not registered voters, let alone likely voters, there is only one conclusion. This ain't your daddy's Orange County!





## A Bold Prediction

by Dr. Judith Curry - Climate Forecast Applications Network Member, NOAA Climate Working Group

### Later Year El Niño?

Equatorial Pacific warming is typically produced by anomalous westerly winds that reflect weakness in the mean easterly surface flow. In the April-May window of initial spring warming, westerly wind anomalies appear over the central Pacific (Fig. 9C) in conjunction with significant wind anomalies of both signs throughout much of the tropics as well as the Arctic. Fall warming in October-November (Fig. 9D) is similarly traceable to equatorial westerly wind anomalies (Fig. 9E) that extend over much of the tropical and subtropical Pacific and the globe, including both polar regions.

Our current forecast approach, by estimating the December ENSO state, implicitly accounts for all contributing processes during the calendar year.

#### Forecast summary

CFAN's near-term prediction of ENSO is for a transition to neutral conditions over summer. Our extended-range statistical model predicts an average value of Nino3.4 0.6°C for December 2018. The forecast probabilities are:

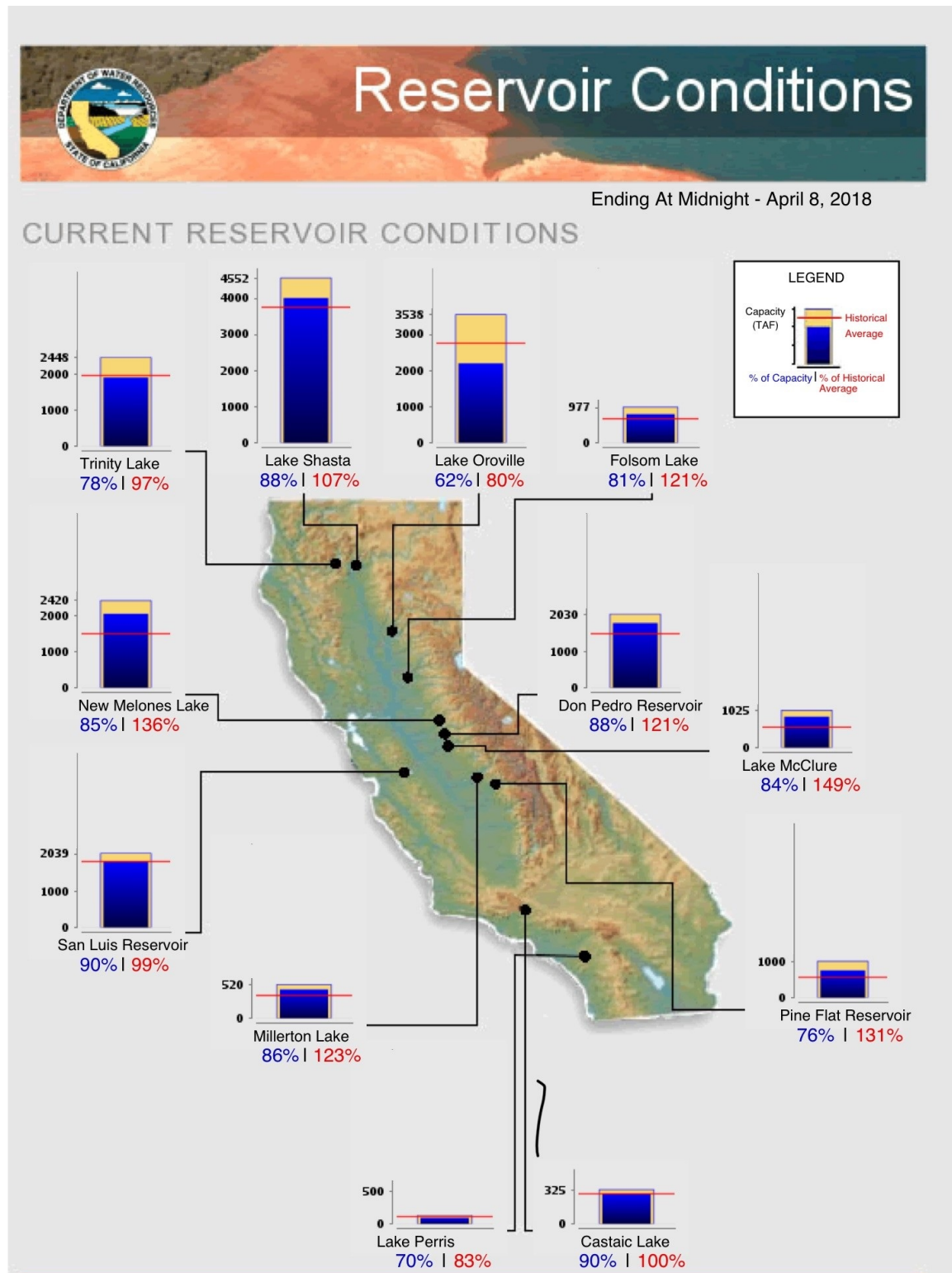
El Nino	> 0.5	40%
Neutral +	0 to +0.5	46%
Neutral -	-.05 to 0	13%
La Nina	< -0.5	0%



# Lake Oroville, Second Largest Reservoir After Lake Shasta Continues to Quickly Re-fill

February 20, 2018 1.46 million acre feet  
 March 20, 2018 2.09 million acre feet  
 April 9, 2018 2.21 million acre feet

Since March 11<sup>th</sup> Oroville levels have increased from 42% of capacity to 62% of capacity now and from 59% of historic levels to 80% presently.



# ACKERMAN CONSULTING

## Legal and Regulatory

April 16, 2018

**1. Water in Diamonds:** If you run short of water, check the water content of your family's diamond jewelry. Scientists from Caltech have recently discovered a variation of water known as ice-VII in diamonds that were formed deep in the Earth. Ice-VII is not found in the Earth's crust as it is too warm for it to survive. Also, the enormous pressure produced by going deep beneath the Earth's crust is needed to produce ice-VII. Normal water (what we are used to) produces ice-I. Ice-VII is one and one half times denser than regular ice and has a different atomic shape. And yes, there is ice-I, II, III, IV, V and VI. Each one is denser than the previous one and has at least two different atomic shapes during the process. Ice-VII is common in our solar system but probably did not occur naturally on Earth. Only extreme pressure and temperature changes can create it on Earth. That is why the origin of many of these diamonds comes from 400 miles beneath the Earth surface. The scientists did not set out looking for ice-VII but discovered it by accident. This discovery will aid us studying this high pressure form of water ice and its impact on our solar system and earth

**2. Tunnels May Help Fish:** A report from UC Davis opines that the proposed Delta tunnels could help restore native fish in the region. This report which received assistance from MWDOD claims that the tunnels or some other water diversion system is needed if we want to bring back many of the natural fish in the area. As a result of the way the Delta has developed and changed over many years, the original water flow in the area has significantly been altered. The tunnel plan provides a mechanism to better control the high flows during the year which will give the fish a better chance of survival. Many environmental groups disagree with this conclusion.

**3. Last Drought the Worst:** There is a discussion as to where the last drought ranks compared to other droughts in world history. The University of Arizona's tree ring lab has studied trees in the southern portion of our state in 46 different places in the Sierras. The two previous worst droughts started in 1452 and 1775. Comparing the length of our past drought (5 years) places us closer to the 1452 cycle. The reference is to southern California only as we experienced much more severe conditions than northern Cal.

**4. Toxins in the Bay:** The San Francisco Bay has been experiencing much higher than normal toxin level. Recently, 99% of mussels studied in the Bay were contaminated with a single toxin. Many more contained multiple toxins. UC Santa Cruz has conducted the study which showed freshwater and saltwater toxins present in critters for the first time. Currently, there

are no commercial shellfish activities in the Bay but individuals still are fishing. They are being warned as to these conditions. These toxins can result from natural and manmade conditions. It is believed that while the drought did not cause this problem, it probably helped it along. Less water flow means the impact of the toxins is increased.

**5. Save the Chinook?:** The most recent drought almost drove our Chinook salmon extinct. There is currently a plan that has been developed over 20 years and cost over \$100 million to solve the problem. The area in question is near Battle Creek which is near the Sacramento River just below Shasta Dam. Barriers have been removed and fish ladders installed with screens in certain areas. Another hatchery has been built. Fishing has been restricted in certain times. Water flows are being better controlled. The final test will be in 2020 when the results of all these efforts will be measured.

**6. Water Wars in New Mexico:** Don't fence me out is the new battle cry in New Mexico. NM, like California, is experiencing legal battles over who owns and who controls water. Currently in NM, landowners are fencing off rivers that go through their land making it impossible for public use of those portions of the river. NM recently passed a law that gave private ownership of waters that pass through a person's property. Before the law you could use the river as long as you stayed in the water and did not touch land. Some landowners installed fencing across the river to stop such activity. Some claimed that they have improved the river area by widening, dredging or creating fish habitats at their expense and are therefore entitled to restrict usage. The new law has created much division and will likely be played out in the courts. Sound familiar??

**7. Ban Sidewalk Watering?:** Since the State Water Resources Control Board has imposed various restrictions on water use and has announced they would like to make some of the permanent, many water boards and agencies are pushing back. The effort also challenged the ban on sidewalk watering. Many people think this is a reasonable restriction, but there is almost universal rejection of the idea. The reasons are many. We are seeing an attempt by the Legislature to severely restrict both indoor and outdoor water usage. There is also an effort to impose a water tax and to eliminate grass lawns and landscaping. Most of the water world is not anxious to agree to any further restrictions which could be viewed as a first step to giving the government more power over water.

**8. Dam Scare at Moccasin:** We all remember the crises at Oroville Dam and the resulting evacuation and disruption. A similar but much smaller event occurred last month in Tuolumne County at Moccasin Reservoir. This reservoir is operated by the San Francisco PUC as part of their Hetch Hetchy system which supplies water to 2.7 people. The facility was built in 1930 and is used to regulate water flow between larger reservoirs in the area. There is a question about its maintenance record. Water and debris started to overpower the reservoir and

evacuations were ordered downstream. Fortunately, water levels receded and a disaster was averted. A UC Berkeley professor was brought in to examine the structure and called in a “tragedy of neglect.” The SF PUC has been quiet but it appears that this incident plus Oroville is starting to get people’s attention.

**9. Water Cost of Fires:** The fires in Santa Rosa and other areas are driving up costs for water delivery. More and more plastic pipes are being used in water delivery. When fires occur, particularly intense fires such as Santa Rosa, these pipes are destroyed and can put contaminants in the water supply. Included are cancer causing benzene along with other components. Warnings were put out not to drink or boil the water until further testing was done. Santa Rosa will be spending over \$43 million to upgrade and fix their system. Other areas, like Santa Barbara, experienced problems with their water supply, but not the magnitude of Santa Rosa. The Santa Rosa fire impacted an area of almost 200 square miles.

**10. March Miracle?:** Almost, but not quite. San Diego Water Authority reported that while March was wet it was not the March miracle that was expected. However, they announced they were still in good shape through 2018 and beyond. Statewide reservoirs levels are high, snow level is adequate, water usage is down.

**11. Sacramento Still Not Recycling:** New rules are being passed, southern California is going into recycling bigtime. Sacramento has still not embraced it. The reason is quite simple. The Sacramento region has historically has abundant and cheap water. Recycling costs are expensive and we in southern Cal need to use this technology. Sacramento officials acknowledge that they may have to in the future and are taking steps to prepare for it. But for now the price point has not been reached. They do treat much of their water and put in back into the River which is then taken out later and treated for drinking water. Some of the irrigation districts are converting to purple pipe systems and local sanitation districts are moving in that direction.

**12. Cape Town Water Savings:** We all know Cape Town’s water problems. We may not know all the methods they used to address the problem. I will list a few: 13 gallons per day person restriction (Australia was 44), fines and lectures for wasting water or exceeding usage restrictions, yard watering severely restricted, stop-start showers with bucket in the tub/shower, publicity, good and bad, for water usage, fix leaks in system, reduce water pressure in entire system, public washrooms with sanitizers but not water, construction sites limited to gray water, cooking suggested of low water meals, restaurants use paper goods, not hard, pump storm water to replenish aquifers, limit type of water used in washing clothes, sheets, etc., built three small desal plants

**13. San Diego Water Protests:** Last month we reported on protests occurring in San Diego regards improper billings and inaccurate meter readings. San Diego PUC reacted quickly to correct improper billings. They are upgrading their water meters which were old. They are speeding up tests of meters and planning to install new ones as soon as possible. Employee misreads of meters (343) produced \$100,000 in overcharges. They also requested an independent audit of their procedures.



# MWDOC

## PAL Committee

Prepared by, Best Best & Krieger, 4/16/2018

### A. Priority Support/Oppose

Measure	Author	Topic	Brief Summary	Position	Priority	Notes 1
<a href="#"><u>AB 1668</u></a>	<a href="#"><u>Friedman D</u></a>	Water management planning.	Current law requires the state to achieve a 20% reduction in urban per capita water use in California by December 31, 2020. Current law requires each urban retail water supplier to develop urban water use targets and an interim urban water use target, as specified. This bill would require the State Water Resources Control Board, in coordination with the Department of Water Resources, to adopt long-term standards for the efficient use of water, as provided, and performance measures for commercial, industrial, and institutional water use on or before June 30, 2021.	Support	A. Priority Support/Oppose	
<a href="#"><u>AB 1876</u></a>	<a href="#"><u>Frazier D</u></a>	Sacramento-San Joaquin Delta: Delta Stewardship Council.	The Sacramento-San Joaquin Delta Reform Act of 2009 establishes the Delta Stewardship Council, which consists of 7 members, and requires the council to develop, adopt, and commence implementation of a comprehensive management plan for the Delta, known as the Delta Plan. This bill would increase the membership of the council to 13 members, including 11 voting members and 2 nonvoting members, as specified.	Opposition	A. Priority Support/Oppose	Set for hearing on 4/24
<a href="#"><u>AB 2050</u></a>	<a href="#"><u>Caballero D</u></a>	Small System Water Authority Act of 2018.	Would create the Small System Water Authority Act of 2018 and state legislative findings and declarations relating to authorizing the creation of small system water authorities that will have powers to absorb, improve, and competently operate noncompliant public water systems. The bill would define various terms and require a change in organization to be carried out as set forth in the Cortese-Knox-Hertzberg Local Government Reorganization Act of 2000.	Support	A. Priority Support/Oppose	
<a href="#"><u>SB 606</u></a>	<a href="#"><u>Skinner D</u></a>	Water management planning.	Current law requires the state to achieve a 20% reduction in urban per capita water use in California by December 31, 2020. Current law requires each urban retail water supplier to develop urban water use targets and an interim urban water use target, as specified. The bill would require an urban retail water supplier to calculate an urban water use objective no later than July 1, 2022, and by July 1 every year thereafter, and its actual urban water use by those same dates.	Support	A. Priority Support/Oppose	

<a href="#"><u>SB 623</u></a>	<a href="#"><u>Monning D</u></a>	Water quality: Safe and Affordable Drinking Water Fund.	Would establish the Safe and Affordable Drinking Water Fund in the State Treasury and would provide that moneys in the fund are continuously appropriated to the State Water Resources Control Board. The bill would require the board to administer the fund to secure access to safe drinking water for all Californians, while also ensuring the long-term sustainability of drinking water service and infrastructure. The bill would authorize the state board to provide for the deposit into the fund of federal contributions, voluntary contributions, gifts, grants, bequests, and settlements from parties responsible for contamination of drinking water supplies.	Opposition	A. Priority Support/Oppose	The public goods charge bill.
<a href="#"><u>SB 998</u></a>	<a href="#"><u>Dodd D</u></a>	Water shutoffs: urban and community water systems.	Would require an urban and community water system, defined as a public water system that supplies water to more than 200 service connections, to have a written policy on residential service shutoff available in English, Spanish, or any other language spoken by at least 5% of the people residing in its service area. The bill would require the policy to include certain components and be available on the system's Internet Web site and be provided annually to customers in writing.	Oppose unless amended	A. Priority Support/Oppose	Next hearing date is 4/18, Sen. Env. Quality

## B. Watch

Measure	Author	Topic	Brief Summary	Position	Priority	Notes 1
<a href="#"><u>AB 272</u></a>	<a href="#"><u>Gipson D</u></a>	Water utility service: sale of water utility property by a city.	Would permit a city that owns and operates a public utility for furnishing water service to sell the public utility for the purpose of consolidating its public water system with another public water system pursuant to the procedures that are generally applicable to the sale of real property by a city, only if the potentially subsumed water system is wholly within the boundaries of the city, if the city determines that it is uneconomical and not in the public interest to own and operate the public utility and if certain requirements are met.	Watch	B. Watch	Addresses water district consolidation in urban areas. Tracked because it may impact SB 623 debate.
<a href="#"><u>AB 2060</u></a>	<a href="#"><u>Garcia, Eduardo D</u></a>	Water: grants: advanced payments.	Current law requires a regional water management group, within 90 days of notice that a grant has been awarded, to provide the Department of Water Resources with a list of projects to be funded by the grant funds where the project proponent is a nonprofit organization or a disadvantaged community, or the project benefits a disadvantaged community. Current law requires the department, within 60 days of receiving the project information, to provide advanced payment of 50% of the grant award for those projects that satisfy specified criteria, including that the grant award for the project is less than \$1,000,000 and requires the advanced funds to be handled as prescribed. This bill would instead require the department to provide advanced payment for those	Out for Analysis	B. Watch	



<a href="#"><u>AB 2064</u></a>	<a href="#"><u>Gloria D</u></a>	Integrated regional water management plans: grants: advanced payment.	projects of \$500,000 or 50% of the grant award, whichever is less.	Watch	B. Watch	
		Current law, until January 1, 2025, requires a regional water management group, within 90 days of notice that a grant has been awarded, to provide the Department of Water Resources with a list of projects to be funded by the grant funds if the project proponent is a nonprofit organization or a disadvantaged community or the project benefits a disadvantaged community. Current law requires the department, within 60 days of receiving this project information, to provide advanced payment of 50% of the grant award for those projects that satisfy specified criteria and require the advanced funds to be handled, including that the funds are required to be spent within 6 months of the date of receipt unless the department waives this requirement. The bill, until January 1, 2025, would require a project proponent, upon completion of the first one-half of a project receiving an above-described grant award, to provide a first one-half project accountability report to the department that reports the completion of objectives for the first one-half of the project and documents the expenditure and use of advanced grant funds.				
<a href="#"><u>AB 2072</u></a>	<a href="#"><u>Quirk D</u></a>	State Water Resources Control Board: contaminants of emerging concern.	Would require the State Water Resources Control Board, to the extent that the state board determines funds are available, to establish and maintain a dedicated program to research contaminants of emerging concern to understand the would require the program to research the impacts of contaminants of emerging concern on human health and the environment, as prescribed.	Watch	B. Watch	
<a href="#"><u>AB 2339</u></a>	<a href="#"><u>Gipson D</u></a>	Water utility service: sale of water utility property by a city.	Would permit a city that owns and operates a public utility for furnishing water service to sell the public utility for the purpose of consolidating its public water system with another public water system pursuant to the procedures that are generally applicable to the sale of real property by a city, only if the potentially subsumed water system is wholly within the boundaries of the city, if the city determines that it is uneconomical and not in the public interest to own and operate the public utility and if certain requirements are met. The bill would prohibit the city from selling the public utility for one year if 50% of interested persons, as defined, protest the sale.	Watch	B. Watch	
<a href="#"><u>AB 3206</u></a>	<a href="#"><u>Friedman D</u></a>	Water conservation: water meters: accuracy and performance	Would require the State Energy Resources Conservation and Development Commission, on or before January 1, 2020, to adopt regulations setting standards for the accuracy of water meters purchased, repaired, or reconditioned on and after the effective date of those regulations, including water meters	Out for Analysis	B. Watch	

			standards.	installed pursuant to the Water Measurement Law, as specified. The bill would allow a water purveyor to install a water meter possessed by that water purveyor before the effective date of the regulations for a time period deemed appropriate by the commission.			
<a href="#">SB 966</a>	<a href="#">Wiener D</a>	Onsite treated nonpotable water systems.	Would, on or before December 1, 2022, require the State Water Resources Control Board, in consultation with the California Building Standards Commission, to adopt regulations for risk-based water quality standards for the onsite treatment and reuse of nonpotable water, as provided. The bill would authorize the state board to contract with public or private entities regarding the content of the standards and would exempt those contracts from, among other provisions, review and approval of the Department of General Services.	Watch	B. Watch		
Total Measures: 13							
Total Tracking Forms: 13							

**Metropolitan Water District of Southern California**  
**State Legislation Matrix 4/9/2018**

<b>Bill Number Author</b>	<b>Amended Date; Location</b>	<b>Title-Summary</b>	<b>MWD Position</b>	<b>Effects on Metropolitan</b>
<b>AB 18</b> <b>E. Garcia (D)</b>  Sponsor: Author	Amended 8/30/17  Senate Appropriations Committee	<b>California Clean Water, Climate, Coastal Protection and Outdoor Access for All Act of 2018:</b> Enacts the California Clean Water, Climate, Coastal Protection and Outdoor Access for All Act of 2018, which places a general obligation bond of \$3.470 billion before voters at the June 5, 2018, statewide primary election.	<b>SUPPORT AND SEEK AMENDMENTS</b> based upon Board-adopted policy principles dated June 2003	Recognizes the need for additional state funding for water infrastructure at time when significant water investments are acutely necessary. Requested amendments include: state support for voluntary settlements with upstream water users, both for habitat improvement and flow enhancements; additional funding for development of local water supplies; increased funding for new water treatment systems, extensions of service or consolidations for non-compliant water systems located in disadvantaged communities; flood protection; and Salton Sea restoration, consistent with CNRA Salton Sea Management Plan.
<b>AB 732</b> <b>Frazier (D)</b>  Sponsor: Author	Amended 5/30/17  Senate Appropriations Committee	<b>Delta Levee Maintenance:</b> Delta levee maintenance program was established for reimbursement of costs incurred in connection with maintenance or improvement of projects or non-project levees in the Sacramento-San Joaquin Delta. AB 732 extends the current 75% state reimbursement rate for Delta levee maintenance costs in excess of \$1,000 per mile, until July 1, 2020.	<b>WATCH</b> based upon prior position on SB 554 (Wolk) from 2016	Metropolitan dropped its opposition to AB 732 after the Delta Stewardship Council directed staff to enter into a Memorandum of Understanding with the Central Valley Flood Protection Board (CVFPB) and DWR to develop and recommend a new set of guidelines, including a methodology and local agency requirements for evaluating a local agency's ability to pay for cost of levee maintenance or improvements under the Delta Levee Subventions Program.

**Metropolitan Water District of Southern California**  
**State Legislation Matrix 4/9/2018**

<b>Bill Number Author</b>	<b>Amended Date; Location</b>	<b>Title-Summary</b>	<b>MWD Position</b>	<b>Effects on Metropolitan</b>
<b>AB 869</b> <b>Rubio (D)</b>  Sponsor: Author	Amended 8/24/17  Senate Natural Resources and Water Committee	<b>Recycled Water:</b> Would require long-term standards for urban water use conservation and water use to include credit for recycled water, as specified. Would state that water conservation does not include curtailment of use of recycled water. Would prohibit urban retail water supplier from being required to reduce amount of recycled water it produces, sells or distributes for beneficial potable or nonpotable uses during period when water conservation measures are in effect.	<p style="text-align: center;"><b>SUPPORT IF AMENDED</b></p> based upon Board-adopted legislative policy priorities dated 12/12/17	AB 869 is consistent with provisions found in SB 606 (Skinner/Hertzberg) and AB 1668 (Friedman) Metropolitan, with a few distinctions. Recognizes that recycled water is an efficient use and should be treated as such in any new water use efficiency targets, although expands credit specified in SB 606 and AB 1668 to include nonpotable recycled water. Attempts to override authority extended to Governor under Emergency Services Act regarding curtailment of potable and nonpotable recycled water.
<b>AB 1270</b> <b>Gallagher (R)</b>  Sponsor: Author	Amended 1/22/18  Signed by Governor on 2/26/18  Chapter 3, Statutes of 2018	<b>Dams and Reservoirs – Inspections and Reporting:</b> Requires DWR to inspect dams, reservoirs, and critical appurtenant structures within its jurisdiction once per fiscal year, with the exception of low hazard potential dams which shall receive inspections, at a minimum, every two fiscal years. Also requires owners to disclose information sufficient to enable DWR to determine conditions of dams, reservoirs, and critical appurtenant structures regarding their safety and to perform, at the owner's expense, other work necessary to secure maintenance and operation that will safeguard life and property.	<p style="text-align: center;"><b>WATCH</b></p> (1/22/18)	Based upon Metropolitan's decades of experience in building, monitoring, maintaining and operating more than 20 dams within the district's regional water distribution system, the bill addresses security and inspection concerns previously identified.

**Metropolitan Water District of Southern California**  
**State Legislation Matrix 4/9/2018**

<b>Bill Number Author</b>	<b>Amended Date; Location</b>	<b>Title-Summary</b>	<b>MWD Position</b>	<b>Effects on Metropolitan</b>
<b>AB 1323 Weber (D)</b>  Sponsor: San Diego County Water Authority	Amended 5/30/17  Senate Appropriations Committee	<b>Water Efficiency Targets:</b> Provides that if a statute is not chaptered during 2017-18 legislative session to establish water conservation targets and long-term drought contingency planning, DWR shall convene stakeholder workgroup by February 1, 2019, to develop, evaluate and recommend proposals for establishing new water use targets for urban retail water suppliers.	<b>SUPPORT</b>  based upon Board-adopted legislative policy priorities dated 12/12/17	Metropolitan supports state agency implementation of a framework consistent with the water use efficiency goals set by the Legislature by working through a stakeholder process to ensure the goals are met in a way that recognizes the unique challenges of agencies throughout California.
<b>AB 1654 Rubio (D)</b>  Sponsor: Regional Water Authority and Irvine Ranch Water District	Amended 7/12/17  Senate Rules Committee	<b>Drought Contingency Planning:</b> As a step towards developing a single legislative proposal, the bill was amended in the Senate Natural Resources and Water Committee to state the intent of the Legislature to enact legislation necessary to help make water conservation a California way of life.	<b>WATCH</b>  based upon Board-adopted legislative policy priorities dated 12/12/17	Author declined to incorporate work product stemming from legislative negotiations during summer recess [see summary of SB 606 (Skinner/Hertzberg) and AB 1668 (Friedman)].
<b>AB 1667 Friedman (D)</b>  Sponsor: Author	Amended 7/3/17  Senate Natural Resources and Water Committee	<b>Water Management Planning:</b> Reflects the Brown Administration's June 2017 proposal to implement Executive Order B-37-16 and the framework contained in the report Making Water Conservation a California Way of Life for urban and agricultural water usage and drought planning.	<b>SUPPORT IF AMENDED</b>  based upon Board-adopted legislative policy priorities dated 12/12/17	AB 1667 is consistent, in part, with the policy priorities adopted by Metropolitan's board. There are specific provisions, however, that require revisions to merit full support.

**Metropolitan Water District of Southern California**  
**State Legislation Matrix 4/9/2018**

<b>Bill Number Author</b>	<b>Amended Date; Location</b>	<b>Title-Summary</b>	<b>MWD Position</b>	<b>Effects on Metropolitan</b>
<b>AB 1668 Friedman (D)</b>  Sponsor: Author	Amended 4/4/18  Senate Rules Committee	<b>Water Management Planning:</b> Proposes targets for indoor residential water use and performance measures for CII water. References the Model Water Efficient Landscape Ordinance for outdoor water use. Also clarifies SWRCB enforcement authority for non-compliance; updates agricultural water use efficient requirements; and provides for countywide and small system drought planning.	<b>SUPPORT</b> based upon Board-adopted legislative policy priorities dated 12/12/17	AB 1668 recognizes the Legislature's critical role in providing appropriate oversight to implementation of water conservation efforts by the Department of Water Resources and the State Water Resources Control Board, while preserving local decision making. Bill includes a water-budget based target-setting approach that could be customized to unique location conditions and could be equally effective in reducing water use.
<b>AB 1876 Frazier (D)</b>  Sponsor: Author	Amended 4/3/18  Assembly Water, Parks and Wildlife Committee  Date of Hearing: 4/24/18	<b>Delta Plan:</b> Seeks to abolish the Delta Stewardship Council and proposes to transfer its duties on July 1, 2020, to the Delta Protection Commission, a body that is dominated by in-Delta interests.	<b>OPPOSE</b> based upon June 2007 Board-adopted Delta Action Plan	The Delta is the largest estuary in the western hemisphere and the location of the largest water delivery systems in the nation. Comprehensive and balanced Delta planning and oversight cannot be accomplished by one region seeking to eliminate the voices of all others. AB 1876 represents a giant step backwards in a statewide approach to resolving and balancing statewide interests.

**Metropolitan Water District of Southern California**  
**State Legislation Matrix 4/9/2018**

<b>Bill Number Author</b>	<b>Amended Date; Location</b>	<b>Title-Summary</b>	<b>MWD Position</b>	<b>Effects on Metropolitan</b>
<b>AB 2050</b> <b>Caballero (D)</b>  Sponsors: Eastern MWD and CA Municipal Utilities Association	Amended 3/19/18  Assembly Environmental Safety and Toxic Materials Committee  Date of Hearing: 4/10/18	<b>Small System Water Authority Act of 2018:</b> Proposes to merge small non-compliant water systems, defined as a system with less than 3,000 service connections or serving less than 10,000 people, even when the systems are non-contiguous, into a larger, more robust public water system to take advantage of improved technical, managerial, and financial capacities associated with larger water systems.	<b>SUPPORT</b> as adopted by Board on 3/13/18	While laws have been enacted over the past several years to address access to safe drinking water, immediate and lasting changes to the governance structure of chronically noncompliant small systems are still necessary to protect public health and safety. AB 2050 provides another tool which could lead to more sustainable water systems that can effectively deliver safe and affordable drinking water to its residents.
<b>AB 2283</b> <b>Holden (D)</b>  Sponsor: Author	Introduced 2/13/18  Assembly Appropriations Committee  Suspense File	<b>Income Tax Exclusions – Turf Removal Water Conservation Programs:</b> Would extend, until December 1, 2024, the exclusion from gross income of any amount received as a rebate, voucher or other financial incentive issued by a local water agency or supplier for expenses incurred for participation in a turf removal water conservation program.	<b>SUPPORT</b> based upon past support of AB 2434 (Gomez), Chapter 738, Statutes of 2014	Extending the existing tax exclusion by five years will provide relief to state taxpayers and could encourage participation in turf removal programs. In January 2014, Metropolitan added turf removal to the SoCal WaterSmart Regional Program, making it available to customers throughout the service area.

**Metropolitan Water District of Southern California**  
**State Legislation Matrix 4/9/2018**

Bill Number Author	Amended Date; Location	Title-Summary	MWD Position	Effects on Metropolitan
<b>AB 2543</b> <b>Eggman (D)</b>  Sponsor: Author	Amended 3/13/18  Assembly Appropriations Committee	<b>State Agencies - Infrastructure Project Budget and Schedule:</b> Would require state agencies to publicly report significant changes in the cost or schedule of large and complex infrastructure projects. The bill seeks to incorporate a recommendation from the October 2017 report on CA WaterFix by the State Auditor General.	<b>OPPOSE</b> based upon June 2007 Board-adopted Delta Action Plan	While an open and transparent project delivery process is important to public agencies and their customers, the bill is vague in its terminology and application to state infrastructure projects. Project opponents could use an alleged violation of the reporting requirement to bring any action to halt, delay or modify a project.
<b>AB 2697</b> <b>Gallagher (R)</b>  <b>Sponsor:</b> California Waterfowl and Pheasants Forever	Introduced 2/15/18  Assembly Water, Parks and Wildlife Committee  Date of Hearing: 4/24/18	<b>Water Transfers – Idled Agricultural Lands:</b> Would require the Wildlife Conservation Board to establish an incentive program to encourage landowners to voluntarily cultivate or retain cover crops or natural vegetation on idled lands to provide wildlife habitat for waterfowl and other game birds. The bill also requires the Department of Water Resources (DWR) to allow non-irrigated cover crops or natural vegetation to remain on idled agricultural lands, without penalty to the landowner, unless DWR determines, based on scientific or other credible evidence, that an injury to another legal user of water would occur.	<b>OPPOSE</b> <b>UNLESS</b> <b>AMENDED</b> based upon past opposition to AB 472 (Frazier) in 2017	Although supportive of the incentive program, Metropolitan opposes requiring DWR to allow cover crops on idled agricultural lands, without penalty to the landowner. These provisions make it more difficult for DWR to ensure that water transfers are legitimate by shifting the burden of proof from the transferor to DWR regarding harm caused by allowing excess vegetation to remain.



**Metropolitan Water District of Southern California**  
**State Legislation Matrix 4/9/2018**

<b>Bill Number Author</b>	<b>Amended Date; Location</b>	<b>Title-Summary</b>	<b>MWD Position</b>	<b>Effects on Metropolitan</b>
<b>AB 3170</b> <b>Friedman (D)</b>  Sponsor: Author	Introduced 2/16/18  Assembly Revenue and Taxation Committee  Date of Hearing: 4/9/18	<b>Sales Tax Exemption:</b> Authorizes an annual three-day exemption from state sales tax for the purchase of qualified water efficiency products, including rain barrels, soaker or drip-irrigation hoses, sprinkler controls, mulch, WaterSense products and “a permeable ground cover surface that allows water to reach underground basins, aquifers, or water collection points.”	<b>SUPPORT</b> based upon Board-adopted legislative policy priorities dated 12/12/17	Metropolitan and its member agencies will continue to strengthen their conservation outreach and rebate programs, focusing on new ways to help homeowners, businesses and communities change outdoor landscapes and gardens, where most water typically is used. AB 3170 will provide further financial incentives to make this transformation a reality and will further facilitate an aggressive approach to lowering water use.
<b>SB 606</b> <b>Skinner (D) and Hertzberg (D)</b>  Sponsor: Authors	Amended 4/5/18  Assembly Floor	<b>Water Management Planning:</b> Provides for the calculation of water use objectives by urban retail water supplies. Specifies SWRCB enforcement tools and timelines. Contains revisions to UWMP reporting and filing requirements. Provides for preparation of Water Shortage Contingency Plans and annual water supply and demand assessment by urban wholesaler and retailer water suppliers. Measure also recognizes that recycled water is an efficient use and should be treated as such in the calculation for new water-use efficiency targets.	<b>SUPPORT</b> based upon Board-adopted legislative policy priorities dated 12/12/17	Preserves the legislative process for setting water-use efficiency goals yet recognizes the role of state agencies to implement a detailed framework consistent with those goals. Bill contains numerous opportunities for stakeholder engagement to ensure requirements of the measure are met in a way that recognizes the unique challenges of water agencies throughout California. SB 606 preserves local and regional decision-making and control in determining actions to avoid shortage or mitigate shortage impacts.

**Metropolitan Water District of Southern California**  
**State Legislation Matrix 4/9/2018**

Bill Number Author	Amended Date; Location	Title-Summary	MWD Position	Effects on Metropolitan
<b>SB 623</b> <b>Monning (D)</b>  Sponsor: Community Water Center and Western Growers Association	Amended 8/21/17  Assembly Rules Committee	<b>Safe and Affordable Drinking Water Fund:</b> Would establish the Safe and Affordable Drinking Water Fund to assist communities and individual domestic well owners who lack access to safe drinking water, particularly those in small, rural disadvantaged communities. Fund may pay for replacement water; domestic well testing and investigations; planning, construction, operation and maintenance costs for system improvements; and outreach to eligible communities. Revenue for the Fund would come from an agricultural fee on fertilizer sales and dairy operations and a permanent tax on ratepayers of urban retail water systems.	<p style="text-align: center;"><b>OPPOSE UNLESS AMENDED</b></p> based upon Board-adopted legislative policy priorities dated 12/12/17	Generally speaking, the water industry agrees with the intent of SB 623. The lack of access to safe drinking water in certain disadvantaged communities is a public health and social issue that the state must address. Potential revenue sources identified for the Fund should reflect the “beneficiary pays” principle, as opposed to a fee or assessment levied on water agencies for funding the broader public benefits.
<b>SB 919</b> <b>Dodd (D)</b>  Sponsor: The Nature Conservancy	Amended 3/15/18  Senate Appropriations Committee  Date of Hearing: 4/16/18	<b>Water Resources – Stream Gages:</b> SB 919 would require the Department of Water Resources (DWR) to develop a plan to deploy a network of stream gages that includes a determination of funding needs and opportunities for reactivating existing gages. In consultation with its sister agencies and other interested parties, DWR is required to prioritize the deployment of stream gages based upon gaps in the existing system.	<p style="text-align: center;"><b>SUPPORT</b></p> based upon Board-adopted legislative policy priorities dated 12/12/17 and June 2007 Board-adopted Delta Action Plan	A robust and accurate data collection system will support informed decision-making regarding water management. Having a more reliable and accurate system of stream gages can also help integrate groundwater recharge during high-flow events. Good information and science leads to sound public policy on water management.

**Metropolitan Water District of Southern California**  
**State Legislation Matrix 4/9/2018**

<b>Bill Number Author</b>	<b>Amended Date; Location</b>	<b>Title-Summary</b>	<b>MWD Position</b>	<b>Effects on Metropolitan</b>
<b>SB 1493</b> <b>Senate</b> <b>Committee on</b> <b>Natural</b> <b>Resources and</b> <b>Water</b>  Sponsors: Multiple	Introduced 2/21/18  Senate Natural Resources and Water Committee  Date of Hearing: 4/16/18	<b>State Lands:</b> Represents the Senate Natural Resources and Water Committee omnibus “code clean-up” bill. Sections 21 and 22 would repeal the State Lands Commission’s (SLC) Statutory Trust Grant issued to Metropolitan and returns the tide and submerged lands at Bolsa Chica to the State of California. Metropolitan has not, and does not intend to, move forward with projects as defined in the grant.	<b>WATCH</b> based on MWD Real Property and Asset Management Committee discussion on 12/12/17	The tide and submerged lands granted to Metropolitan in 1967 by the State Lands Commission are subject to a reversionary interest. The state is choosing to exercise that interest to focus its resources on other matters rather than annually monitoring and reviewing the inactive status of the grant.



**ACTION ITEM**  
April 18, 2018

**TO:** Board of Directors

**FROM:** **Public Affairs and Legislation Committee**  
(Directors Dick, Tamaribuchi, and Thomas)

Robert Hunter, General Manager

Staff Contact: Heather Baez

**SUBJECT: AB 2241 (Rubio) – The Open and Transparent Water Data Act**

**STAFF RECOMMENDATION**

---

Staff recommends the Board of Directors vote to adopt a support position on AB 2241 (Rubio).

**COMMITTEE RECOMMENDATION**

---

Committee recommends (To be determined at Committee Meeting)

**BILL SUMMARY**

---

AB 2241 would require the Department of Water Resources, the State Water Resources Control Board, and the Department of Fish and Wildlife to work to improve the open and transparent access to data by reducing the fractured or duplicative reporting of the same or similar data to multiple governmental agencies or departments, and by reducing the reporting burden on entities providing data to governmental agencies.

**ARGUMENTS IN SUPPORT**

---

AB 2241 is a simple measure that requires three state agencies to work together to avoid duplicative reporting while streamlining data reported to them. It would save staff time and increase public transparency by having duplicative information reported to one agency.

**ARGUMENTS IN OPPOSITION**

---

None on file

<b>Budgeted (Y/N):</b> n/a	Budgeted amount: n/a	Core X	Choice __
<b>Action item amount:</b> None	Line item:		
<b>Fiscal Impact (explain if unbudgeted):</b>			

## **STAFF COMMENTS**

---

MWDOC's Legislative Policy Principles directly reflect support to legislation that is intended to advance transparency and facilitates technological efficiencies. Specifically, *it is MWDOC's policy to support legislation and regulation that: "Advances good government practices and public transparency measures in a manner that does not take a 'one-size fits all' approach, respects local government control, and facilitates technological efficiencies to meet state reporting and disclosure requirements."*

## **DETAILED REPORT**

---

The full text of AB 2241 is attached.

AMENDED IN ASSEMBLY MARCH 15, 2018

CALIFORNIA LEGISLATURE—2017–18 REGULAR SESSION

**ASSEMBLY BILL**

**No. 2241**

---

**Introduced by Assembly Member Rubio**

February 13, 2018

---

An act to ~~amend Section 10608 of~~ *add Section 12407 to* the Water Code, relating to water.

LEGISLATIVE COUNSEL'S DIGEST

AB 2241, as amended, Rubio. ~~Sustainable water use and demand reduction: legislative findings and declarations. The Open and Transparent Water Data Act.~~

*Existing law, the Open and Transparent Water Data Act, requires the Department of Water Resources, the State Water Resources Control Board, and the Department of Fish and Wildlife to coordinate and integrate existing water and ecological data from local, state, and federal agencies.*

*This bill would require the Department of Water Resources, the board, and the Department of Fish and Wildlife to work to improve the open and transparent access to data by reducing the fractured or duplicative reporting of the same or similar data to multiple governmental agencies or departments, and by reducing the reporting burden on entities providing data to governmental agencies.*

~~Existing law requires the State Water Resources Board to implement and administer various water conservation and demand reduction programs in the state. Existing law makes legislative findings and declarations regarding the need to reduce urban water use statewide by 20% and to effectively measure a water supplier's efforts to reduce urban water use in its service area.~~

~~This bill would make nonsubstantive changes in those legislative findings and declarations.~~

Vote: majority. Appropriation: no. Fiscal committee: ~~no~~ yes.  
State-mandated local program: no.

*The people of the State of California do enact as follows:*

1     ~~SECTION 1. Section 12407 is added to the Water Code, to~~  
2     ~~read:~~

3     ~~12407. The department, the state board, and the Department~~  
4     ~~of Fish and Wildlife shall work to improve the open and~~  
5     ~~transparent access to data by reducing the fractured or duplicative~~  
6     ~~reporting of the same or similar data to multiple governmental~~  
7     ~~agencies or departments, and by reducing the reporting burden~~  
8     ~~on entities providing data to governmental agencies.~~

9     ~~SECTION 1. Section 10608 of the Water Code is amended to~~  
10    ~~read:~~

11    ~~10608. The Legislature finds and declares all of the following:~~

12    ~~(a) Water is a public resource that the California Constitution~~  
13    ~~protects against waste and unreasonable use.~~

14    ~~(b) Growing population, climate change, and the need to protect~~  
15    ~~and grow California's economy while protecting and restoring our~~  
16    ~~fish and wildlife habitats make it essential that the state manage~~  
17    ~~its water resources as efficiently as possible.~~

18    ~~(c) Diverse regional water supply portfolios will increase water~~  
19    ~~supply reliability and reduce dependence on the Delta.~~

20    ~~(d) Reduced water use through conservation provides significant~~  
21    ~~energy and environmental benefits, and can help protect water~~  
22    ~~quality, improve streamflows, and reduce greenhouse gas~~  
23    ~~emissions.~~

24    ~~(e) The success of state and local water conservation programs~~  
25    ~~to increase efficiency of water use is best determined on the basis~~  
26    ~~of measurable outcomes related to water use or efficiency.~~

27    ~~(f) Improvements in technology and management practices offer~~  
28    ~~the potential for increasing water efficiency in California over~~  
29    ~~time, providing an essential water management tool to meet the~~  
30    ~~need for water for urban, agricultural, and environmental uses.~~

31    ~~(g) The Governor has called for a 20 percent per capita reduction~~  
32    ~~in urban water use statewide by 2020.~~

1     ~~(h) The factors used to formulate water use efficiency targets~~  
2     ~~can vary significantly from location to location based on factors~~  
3     ~~including weather, patterns of urban and suburban development,~~  
4     ~~and past efforts to enhance water use efficiency.~~

5     ~~(i) Per capita water use is a valid measure of a water supplier's~~  
6     ~~efforts to reduce urban water use within its service area. However,~~  
7     ~~per capita water use is less useful for measuring relative water use~~  
8     ~~efficiency between different water suppliers. Differences in~~  
9     ~~weather, historical patterns of urban and suburban development,~~  
10    ~~and density of housing in a particular location need to be~~  
11    ~~considered when assessing per capita water use as a measure of~~  
12    ~~efficiency.~~

O





**ACTION ITEM**

April 18, 2018

**TO:** Board of Directors

**FROM:** **Public Affairs and Legislation Committee**  
(Directors Dick, Tamaribuchi, and Thomas)

Robert Hunter, General Manager

Staff Contact: Heather Baez

**SUBJECT: AB 2543 (Eggman) – State Agencies: Infrastructure Project Budget and Schedule**

**STAFF RECOMMENDATION**

---

Staff recommends the Board of Directors vote to adopt an oppose position on AB 2543 (Eggman).

**COMMITTEE RECOMMENDATION**

---

Committee recommends (To be determined at Committee Meeting)

**BILL SUMMARY**

---

AB 2543 would direct state agencies and departments to post specified information about changes in the cost or schedule of large infrastructure projects on their websites. Specifically:

- 1) Requires each state agency or department authorized to undertake any infrastructure project costing \$100 million or more to publicly post on its Internet Web site any change in the cost or schedule of the project that would result in the project exceeding its established budget by 10% or more or in delaying its completion by 12 months or longer.
- 2) Specifies that the posted information must describe how much the project is expected to exceed its established budget or delay its construction schedule.

<b>Budgeted (Y/N):</b> n/a	<b>Budgeted amount:</b> n/a	<b>Core</b> X	<b>Choice</b> __
<b>Action item amount:</b> None		Line item:	
<b>Fiscal Impact (explain if unbudgeted):</b>			

## **ARGUMENTS IN SUPPORT**

---

According to the author, AB 2543 would provide necessary scrutiny to ensure major state infrastructure projects are undertaken with full transparency and accountability. She uses an October 2017 audit of the California WaterFix project by the California State Auditor as evidence of the need for this bill. The audit found that the unexpected complexity of the California WaterFix, an infrastructure project managed by the Department of Water Resources, had resulted in significant cost increases and delays.

## **ARGUMENTS IN OPPOSITION**

---

AB 2543 would create a new reporting requirement that would apply to numerous state agencies that could potentially include projects such as roads, universities, prisons, transit, and water infrastructure. It does not clearly define what constitutes an “established budget” or project schedule, and is not clear whether it applies to the operation and maintenance of existing infrastructure or just new projects.

The Legislature currently has considerable authority through oversight and the annual budget process to examine projects that it believes merit such scrutiny. Additionally, the public can obtain budget and schedule public records for any public project.

This measure would not improve state management of important projects and would only add new costs, more paperwork and possibly, more litigation over any perceived non-compliance.

The author has cited the California WaterFix as evidence of the need for this bill. However, AB 2543 will not result in any change in how state dollars are managed for the California WaterFix as no state funds are involved.

## **STAFF COMMENTS**

---

MWDOC’s Legislative Policy Principles directly reflect opposition to legislation that is intended to place further restrictions or delays on the California WaterFix project. Specifically, *it is MWDOC’s policy to oppose legislation and regulation that: Delays or impedes implementation of the California WaterFix and EcoRestore.*

## **DETAILED REPORT**

---

The full text of AB 2543 is attached.

AMENDED IN ASSEMBLY MARCH 13, 2018

CALIFORNIA LEGISLATURE—2017–18 REGULAR SESSION

## ASSEMBLY BILL

**No. 2543**

---

**Introduced by Assembly Member Eggman**  
**(Coauthor: Assembly Member Frazier)**  
(Coauthor: Senator Dodd)

February 15, 2018

---

An act to add Section 11093.7 to the Government Code, relating to state government.

### LEGISLATIVE COUNSEL'S DIGEST

AB 2543, as amended, Eggman. State agencies: infrastructure project budget and schedule: ~~report~~. *Internet Web site information.*

Existing law, on order of the Governor, requires the head of each state agency to make a report to the Governor giving an account of all matters pertaining to the agency during the period specified by the Governor.

This bill would require each state agency or department authorized to undertake ~~large and complex~~ *any* infrastructure ~~projects~~ *project* costing \$100,000,000 or more to ~~develop and implement a policy for publicly reporting any significant~~ *post on its Internet Web site any* change in the cost or schedule of ~~a large and complex infrastructure~~ *the* project that would result in the project exceeding its ~~projected~~ *established* budget by 10 percent or more or being delayed by 12 months or longer. The bill would require that the ~~report include documentation and an explanation justifying a decision to proceed with the large and complex infrastructure project. The bill would also require the policy to require that the state agency or department provide a copy of this report to each appropriate policy committee of the Legislature.~~ *posted*

*information describe how much the project is expected to exceed its established budget or delay its construction schedule.*

Vote: majority. Appropriation: no. Fiscal committee: yes.  
State-mandated local program: no.

*The people of the State of California do enact as follows:*

1 SECTION 1. Section 11093.7 is added to the Government  
2 Code, to read:  
3 11093.7. ~~(a) Each state agency or department authorized to~~  
4 ~~undertake large and complex any infrastructure projects project~~  
5 ~~costing one hundred million (\$100,000,000) or more shall develop~~  
6 ~~and implement a policy for publicly reporting post on its Internet~~  
7 ~~Web site any significant change in the cost or schedule of a large~~  
8 ~~and complex infrastructure the project that would result in the~~  
9 ~~project exceeding its projected established budget by 10 percent~~  
10 ~~or more or in delaying its completion by 12 months or longer. The~~  
11 ~~report shall include documentation and an explanation justifying~~  
12 ~~a decision to proceed with the large and complex infrastructure~~  
13 ~~project. posted information shall describe how much the project~~  
14 ~~is expected to exceed its established budget or delay its~~  
15 ~~construction schedule.~~  
16 ~~(b) The policy required by this section shall also require that~~  
17 ~~the state agency or department provide a copy of the report~~  
18 ~~described in subdivision (a) to each appropriate policy committee~~  
19 ~~of the Legislature in accordance with Section 9795.~~

O



**ACTION ITEM**

April 18, 2018

**TO:** Board of Directors

**FROM:** **Public Affairs & Legislation Committee**  
(Directors Dick, Tamaribuchi, Thomas)

Robert Hunter  
General Manager

Staff Contact: Sarah Wilson

**SUBJECT: Recommendation for MWDOC School Program Grades 1-6 First  
Extension of Agreement for Fiscal Year 2018-19**

**STAFF RECOMMENDATION**

---

Staff recommends the Board of Directors authorize the General Manager to enter into a First Extension of Agreement with Discovery Science Center (DSC) for a one-year renewal term to implement the Water Education School Program Grades 1-6 for fiscal year 2018-19.

**COMMITTEE RECOMMENDATION**

---

The Public Affairs & Legislation Committee will review this item on April 16, 2018 and make a recommendation to the Board.

**SUMMARY**

---

On July 1, 2015, MWDOC and DSC entered into an Agreement ("Original Agreement") for services to administer MWDOC's Water Education School Program in Orange County elementary schools, grades 1-6. The Original Agreement was for a three year period beginning in fiscal year 2015-16, with the potential for two, one-year renewal terms following fiscal year 2017-18. The Original Agreement terms state that the rate per student will increase by a pre-determined three percent for each subsequent year of the Original Agreement. A minimum target number of 55,138 students, and corresponding annual revenue of \$220,000, are guaranteed to DSC for each year of the agreement.

The Original Agreement and First Extension of Agreement are included as **Attachments A & B**.

<b>Budgeted (Y/N):</b>	Budgeted amount: \$259,275	Core __	Choice <u>x</u>
<b>Action item amount:</b>	Line item: 63-7040		
<b>Fiscal Impact (explain if unbudgeted):</b>			

## DETAILED REPORT

---

Since 2004, MWDOC has contracted with DSC to implement the Water Education School Program in Orange County elementary schools. This program is intended to educate students on the value of water, the importance of protecting our water resources, drought, water use efficiency, sources of water, and more. The educational content focuses on the grade-specific science content curriculum that aligns with all current education standards outlined by the State of California including the Next Generation Science Standards.

In fiscal year 2015-16, MWDOC and DSC entered into an agreement to provide grade-specific water education programs to public and private elementary schools in Orange County, including Anaheim, Fullerton, and Santa Ana (Three Cities). As part of the agreement, DSC presents keypad assembly programs for Orange County students in grades one through six (1-6). The keypad assemblies for each grade utilize individual student-response keypad systems to actively engage students in the program and measure concept comprehension and retention.

A minimum target number of 55,138 students in grades one through six (1-6), and corresponding annual revenue of \$220,000, are guaranteed to DSC for each year of the agreement. A targeted number of students for each retail water agency shall be specified by MWDOC and provided to DSC by April 15<sup>th</sup> of each successive year of the agreement. The programs are scheduled on a first-come, first-served basis within each retail water agency's service area until the program is fully booked. Upon filling the program for any retail agency, DSC shall initiate a "waiting list" for the next year of the program.

The initial year rate paid to DSC by MWDOC was \$3.65 per student with a pre-determined three percent increase for each subsequent year of the agreement. The rate for the term of the Extension will be \$3.99 per student. The rate schedule is as follows:

- Initial Year (2015-16): \$3.65
- Second Year (2016-17): \$3.76
- Third Year (2017-18): \$3.87
- First Extension Year (2018-19): \$3.99

DSC shall continue to be responsible for marketing and scheduling the Keypad Assembly program for grades one through six (1-6) DSC will continue to monitor and report student counts under the various programs on a monthly basis, and deliver to MWDOC no later than the 8<sup>th</sup> of each month. DSC shall also continue to provide the schedule for all upcoming assembly programs.

**FIRST EXTENSION OF AGREEMENT FOR IMPLEMENTATION  
OF MUNICIPAL WATER DISTRICT OF ORANGE COUNTY  
WATER EDUCATION GRADES 1-6 SCHOOL PROGRAM  
BY DISCOVERY SCIENCE CENTER**

This FIRST EXTENSION OF AGREEMENT (“Extension”) is dated as of April 18, 2018, by and between the Municipal Water District of Orange County (MWDOC) and the Discovery Science Center of Orange County (DSC) (collectively, the “Parties”).

**RECITALS**

WHEREAS the Parties entered into an agreement on July 1, 2015, (the “Original Agreement”) for services in connection with administering MWDOC’s Water Education School Program in Orange County elementary schools, grades one through six (1-6).

WHEREAS the Original Agreement, which is attached hereto as a part of this Extension, will end on June 30, 2018, with an option for two, one-year renewal terms.

WHEREAS the Original Agreement terms state that the rate per student will increase by a pre-determined three percent for each subsequent year of the Original Agreement with a starting rate of \$3.65 per student. The rate for the term of this Extension will be \$3.99 per student.

NOW THEREFORE the Parties hereby agree to extend the term of the Original Agreement for a period of 12 months. This Extension will commence immediately upon the expiration of the Original Agreement, and will end on June 30, 2019, in accordance with the terms of the Original Agreement as well as the terms set forth herein.

**TERMS**

For good and valuable consideration, the receipt and sufficiency of which are hereby acknowledged, the Parties agree to the new Extension terms as follows:

**1. Water Education School Program:**

**a. Keypad Assembly Program:**

- The educational content will focus on the grade-specific science content that aligns with all current education standards outlined by the State of California including the Next Generation Science Standards.
- A minimum target number of 55,138 students in grades one through six (1-6) will be required between September 1, 2018, and June 30, 2019 (2018-2019 academic year) with corresponding revenue of \$220,000.

**b. Follow-up Activity:** DSC, with input from MWDOC, will update and maintain the online survey with relevant information at the start of each academic year. The online

survey will be referenced in the Ricki the Raindrop booklets provided to students, grades one through six (1-6), upon completion of the Keypad Assembly Program

**5. Water Awareness Poster & Slogan Contest and Photography & Digital Arts Contest.**

Let the new terms reflect that in 2017 the contest was restructured to remove the Slogan and Digital Arts Components. The contest should herein be referred to as the “Water Awareness Poster Contest.”

- 10. Term and Termination.** This Extension will commence as of July 1, 2018, and will terminate as of June 30, 2019, unless both Parties agree to a second, one-year renewal term of this Agreement pursuant to Section 15 of the Original Agreement.

Agreed by the signatories below.

Dated: \_\_\_\_\_

Municipal Water District of Orange County

By: \_\_\_\_\_  
Robert J. Hunter, General Manager

MWDOC Approved as to form:

Dated: \_\_\_\_\_

By: \_\_\_\_\_

Dated: \_\_\_\_\_

Discovery Science Center of Orange County

By: \_\_\_\_\_  
L. Joseph Adams, President





**ACTION ITEM**

April 18, 2018

**TO:** Board of Directors

**FROM:** **Public Affairs & Legislation Committee**  
(Directors Dick, Tamaribuchi, Thomas)

Robert Hunter  
General Manager

Staff Contact: Sarah Wilson

**SUBJECT: Recommendation for MWDOC School Program Grades 9-12 First Extension of Agreement for Fiscal Year 2018-19**

**STAFF RECOMMENDATION**

---

Staff recommends the Board of Directors authorize the General Manager to enter into a First Extension of Agreement with Inside the Outdoors (ITO) for a one-year renewal term to implement the Water Education School Program Grades 9-12 for fiscal year 2018-19.

**COMMITTEE RECOMMENDATION**

---

The Public Affairs & Legislation Committee will review this item on April 16, 2018 and make a recommendation to the Board.

**SUMMARY**

---

On July 1, 2015, MWDOC and ITO entered into an Agreement ("Original Agreement") for services to administer MWDOC's Water Education School Program in Orange County high schools, grades 9-12. The Original Agreement was for a three year period beginning in fiscal year 2015-16, with the potential for two, one-year renewal terms following fiscal year 2017-18. The Original Agreement terms state that the rate per high school will increase by a pre-determined three percent for each subsequent year of the Original Agreement. A minimum number of 10 high schools is guaranteed with no set maximum.

The Original Agreement, First Amendment, Second Amendment, and First Extension of Agreement are included as **Attachments A, B, C, & D**.

<b>Budgeted (Y/N):</b>	Budgeted amount: \$64,000 /\$87,420	Core <u>  x  </u>	Choice <u>  x  </u>
<b>Action item amount:</b>		Line item: 63-7040	
<b>Fiscal Impact (explain if unbudgeted):</b>			

## DETAILED REPORT

---

In 2015, MWDOC contracted with ITO to implement the Water Education School Program in Orange County high schools. This program is intended to educate students on the value of water, the importance of protecting our water resources, drought, water use efficiency, sources of water, and more. The educational content focuses on the science content curriculum that aligns with all current education standards outlined by the State of California including the Next Generation Science Standards.

Participating high schools are offered three visits by ITO's "Traveling Scientists." The first visit provides standards-aligned water education including where California water comes from and how to be more water efficient. "Traveling Scientists" also facilitate a discussion on potential water industry careers and promote community engagement. Pre- and post- visit assessments are conducted with individual student-response keypad systems to actively engage students in the program and measure concept comprehension and retention. The second visit promotes active student engagement on local policy issues including a discussion of a current or proposed policy and its effect on the local or statewide community. "Traveling Scientists" then facilitate a classroom debate on the merits of the policy. The third and final visit includes implementation of a campus-wide expo with ITO staff where students share with other students in their schools the concepts discussed in the previous visits.

A minimum target of 10 high schools throughout Orange County are guaranteed to ITO for each year of the agreement with no set maximum. A targeted number of schools for each retail water agency shall be specified by MWDOC and provided to ITO for each successive year of the agreement. The initial year rate paid to ITO by MWDOC was \$4,000 per high school with a pre-determined three percent increase for each subsequent year of the agreement. The rate for the term of the Extension will be \$4,371 per high school. The rate schedule is as follows:

- Initial Year (2015-16): \$4,000
- Second Year (2016-17): \$4,120
- Third Year (2017-18): \$4,244
- First Extension Year (2018-19): \$4,371

ITO shall continue to be responsible for marketing and scheduling the Water Education School Program for grades 9-12. ITO will continue to monitor and report activities and progress under the various programs on a monthly basis and deliver to MWDOC no later than the first Friday of each month. ITO shall also continue to provide the schedule for all upcoming school visits and expos.

**FIRST EXTENSION OF AGREEMENT FOR IMPLEMENTATION  
OF MUNICIPAL WATER DISTRICT OF ORANGE COUNTY  
WATER EDUCATION GRADES 9-12 SCHOOL PROGRAM  
BY INSIDE THE OUTDOORS**

This FIRST EXTENSION OF AGREEMENT (“Extension”) is dated as of April 18, 2018, by and between the Municipal Water District of Orange County (MWDOC) and the Orange County Superintendent of Schools, maintaining Inside the Outdoors (ITO) (collectively, the “Parties”).

**RECITALS**

WHEREAS the Parties entered into an agreement on July 1, 2015, (the “Original Agreement”) for services in connection with administering MWDOC’s Water Education School Program in Orange County high schools, grades nine through twelve (9-12).

WHEREAS the Original Agreement, including the First Amendment and Second Amendment, which is attached hereto as a part of this Extension, will end on June 30, 2018, with an option for two, one-year renewal terms.

WHEREAS the Original Agreement terms state that the rate per high school will increase by a pre-determined three percent for each subsequent year of the Original Agreement with a starting rate of \$4,000 per high school. The rate for the term of this Extension will be \$4,371 per high school. A minimum number of 10 high schools is guaranteed with no set maximum.

NOW THEREFORE the Parties hereby agree to extend the term of the Original Agreement and the associated Amendments for a period of 12 months. This Extension will commence immediately upon the expiration of the Original Agreement, and will end on June 30, 2019, in accordance with the terms of the Original Agreement as well as the terms set forth herein.

**TERMS**

For good and valuable consideration, the receipt and sufficiency of which are hereby acknowledged, the Parties agree to the Extension as follows:

Upon ITO sub-contractor, The Ecology Center’s (TEC) termination of its contract, the partnership with Hurley was dissolved accordingly.

**1. Water Education School Program.**

- a. Teacher trainings will be provided for up to 100 teachers participating in the MWDOC Water Education School Program. ITO will provide training to Orange County teachers that will include water sources, water use efficiency, water recycling, watersheds, and ecological solutions for the benefit of their current and future students. Trainings will provide teachers with the support needed to implement water education in the classroom that aligns with all current educational standards outlined by the State of California including the Next Generation Science Standards.

b. Let the Extension terms reflect that the Online Digital Platform was modified in April 2016 upon ITO sub-contractor, The Ecology Center's (TEC) termination of its contract. The current Digital Platform emphasizes marketing and outreach to students, teachers, and community members in water education activities through digital resources. ITO will continue to be responsible for the marketing and advertising of the MWDOC Water Education School Program including:

- Boosted social media posts related to the Water Education School Program including promotion of community events, student success stories, subject-matter expert videos, and other relevant posts related to the water industry.
- School District outreach to share social media posts in order to reach families in participating retail agencies service areas.
- Annual online video contest with targeted messages and specific contest categories for participating retail water agencies such as: water awareness, water use efficiency, or water reuse.
- ITO, with input from MWDOC, will update and maintain the [www.whataboutwater.us](http://www.whataboutwater.us) landing page to include partner links, videos, and student stories at the start of each academic year.

**c. Campus Student Programs.**

(ref.) iii. Participating high schools will be offered three visits by ITO's "Traveling Scientists." The first visit will provide standards-aligned water education including where California water comes from and how to be more water efficient. "Traveling Scientists" will facilitate a discussion on potential water industry careers and promote community engagement. The second visit will promote active student engagement on local policy issues including a discussion of a current or proposed policy and its effect on the local or statewide community. "Traveling Scientists" will facilitate a classroom debate on the merits of the policy. The third and final visit will include implementation of a campus-wide expo with ITO staff where students will share with other students in their schools the concepts discussed in the previous visits.

6. **Marketing and Scheduling.** ITO will monitor and report activities and progress under the various programs on a monthly basis, and this report shall be delivered via email to MWDOC no later than the first Friday of each month.
8. **Payment of Services.** ITO will invoice MWDOC quarterly for services provided.
10. **Term and Termination.** This Extension will commence as of July 1, 2018, and will terminate as of June 30, 2019, unless both Parties agree to a second, one-year renewal term pursuant to Section 16 of the Original Agreement.

Agreed by the signatories below.

Dated: \_\_\_\_\_

Municipal Water District of Orange County

By: \_\_\_\_\_  
Robert J. Hunter, General Manager

MWDOC Approved as to form:

Dated: \_\_\_\_\_

By: \_\_\_\_\_

Dated: \_\_\_\_\_

Orange County Superintendent of Schools

By: \_\_\_\_\_  
Patricia McCaughey, Administrator



**INFORMATION ITEM**

April 16, 2018

**TO:** **Public Affairs & Legislation Committee**  
(Directors Dick, Tamaribuchi, Thomas)

**FROM:** **Robert Hunter, General Manager**

Staff Contact: Tiffany Baca

**SUBJECT:** **Website and Social Media Analytics and Update**

**STAFF RECOMMENDATION**

---

Staff recommends the Public Affairs & Legislation Committee: Receive and file this report.

**COMMITTEE RECOMMENDATION**

---

Committee recommends (To be determined at Committee Meeting)

**SUMMARY**

---

The District's digital platforms continue to receive positive feedback from professional and public audiences. Analytics show that the newly revamped website, mwdoc.com, and the District's social media efforts, continue to drive traffic and engage the intended audiences with relevant water related news, water-use efficiency opportunities, District events, District career and contract opportunities, upcoming meetings, and more.

**DETAILED REPORT**

---

**Website:**

Analytics from the time period of **March 13 through April 5** show mwdoc.com has received **10,502 page views from 3,418 users**. 42% of traffic is "organic," up 10% from last month, meaning the website has been found through a variety of search engines while roughly 21% of traffic has been driven by Social Media. 35% of traffic came from users accessing the mwdoc.com url directly.

<b>Budgeted (Y/N):</b>	Budgeted amount:	Core __	Choice __
<b>Action item amount:</b>	Line item:		
<b>Fiscal Impact (explain if unbudgeted):</b>			

Additionally, during this period, nearly 78% of visitors to the website have been categorized as “new” meaning they have accessed the website directly one time, and 22% are return visitors. 71% of visitors view the website via desktop, 21% via mobile device, and 7% through tablets. Visitors are coming to the website most often Monday through Friday from 8am-4pm.

The top most visited web pages for the time period identified in this report are as follows:

- Home page 19%
- Residential Rebates 7%,
- WUE landing page 6%
- Turf Removal 5%
- Careers 4%
- Board Meetings 3%
- OC Friendly Landscapes 2%
- Water Awareness Poster Contest, RFPs/RFQs, Contact Us, About Us, and California WaterFix make up approximately another 8% of page visits.

#### **Social Media:**

At the time of this report, MWDOC has **6,908** followers on Facebook, **up 812** from the previous month. **345,191 total people were reached** during the month of March through this platform. **277,029** of that total were reached through a **\$3,750 boosted post** effort. Facebook **post engagements totaled 3,583, up 16%** from the previous month.

MWDOC now has **1,672 followers on Twitter**. **156,373 total people were reached** during the month of March on this platform and **\$1,500 was spent on Twitter messages**. **Post engagements totaled 1,613**.

**314 people now follow MWDOC on Instagram.**

Additional statistical information has been included as an attachment to this report.

# MWDOC

**Mar 01 - Mar 31, 2018**



@MWDOC



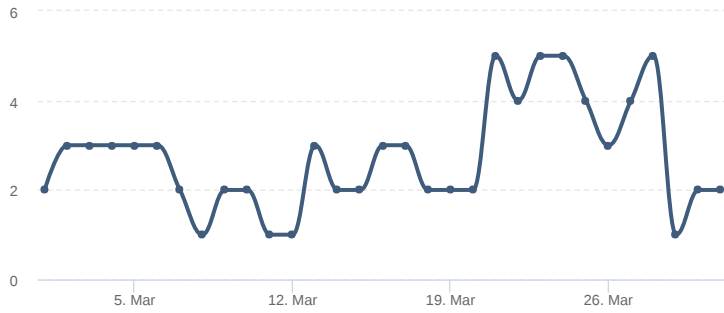
mwdoc



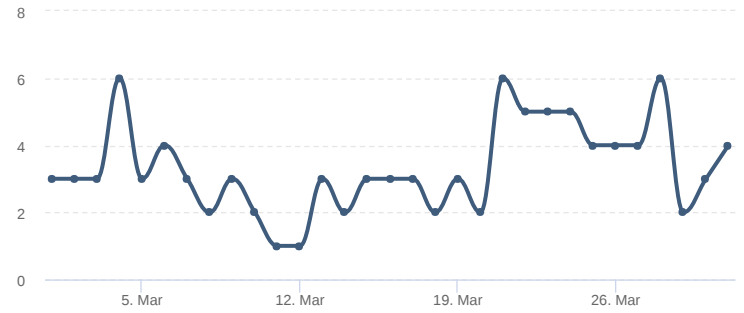
Municipal Water District of Orange County



### Tweets Per Day



### Facebook Posts Per Day



### Total Twitter Followers

**1.7K**  
followers

### New Twitter Followers

**22**  
followers

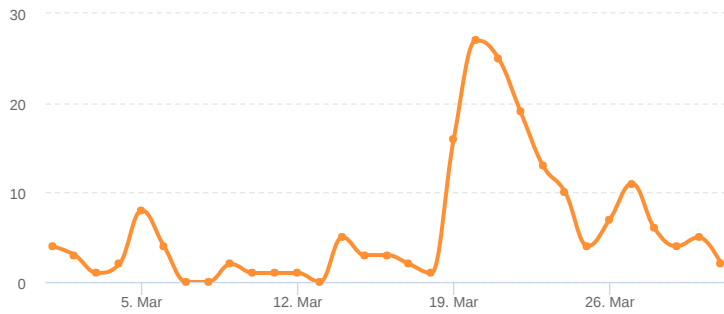
### Total Facebook LIKES

**6.9K**  
fans

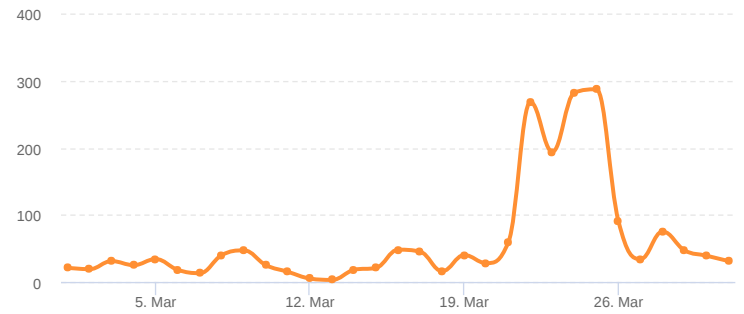
### New LIKES

**870**  
new fans

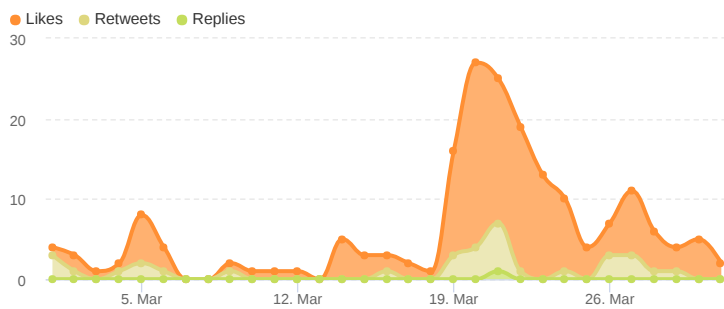
### Twitter Daily Engagement



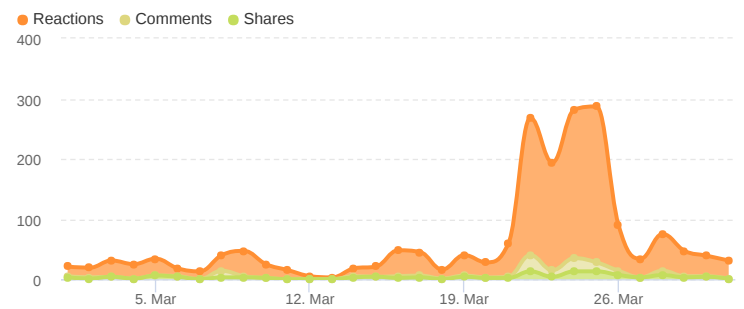
### Facebook Daily Engagement



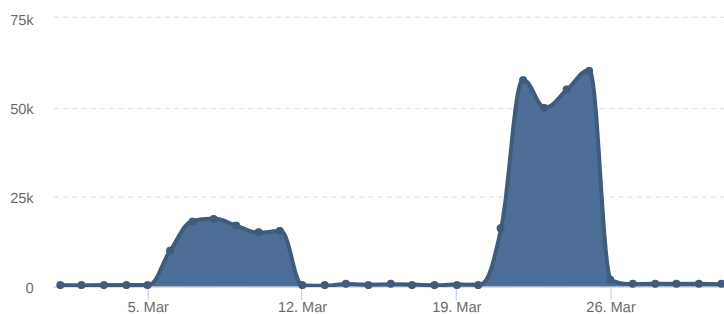
### Twitter Engagement Types



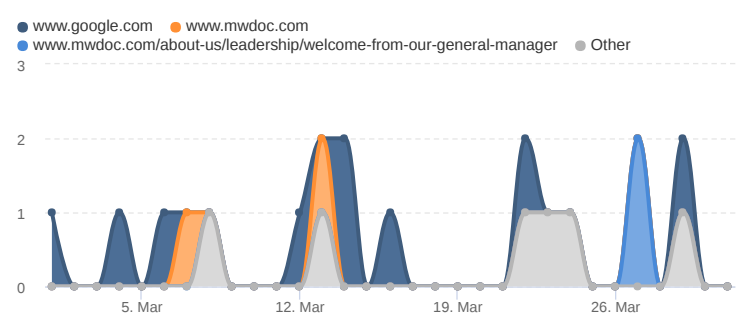
### Facebook Engagement Types



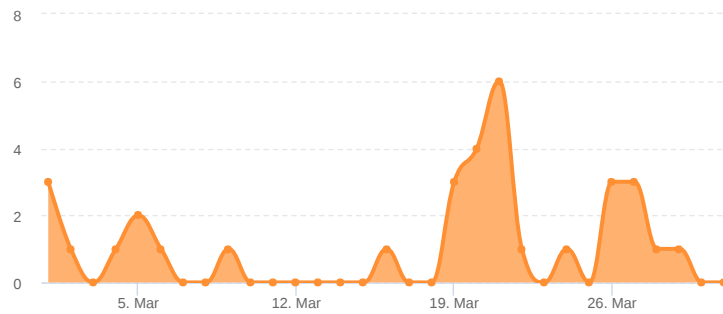
### Facebook Reach By Day



### Facebook Referral Traffic



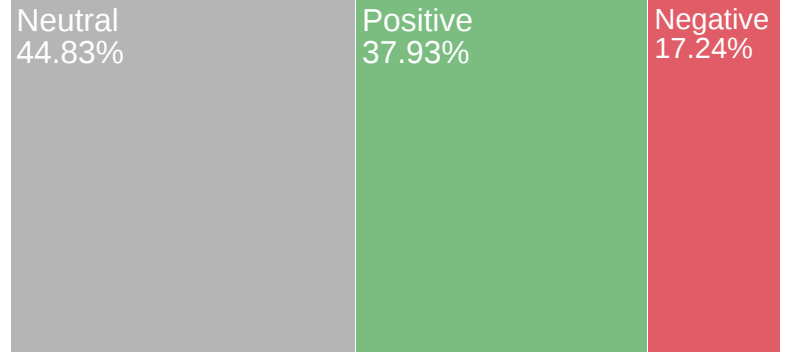
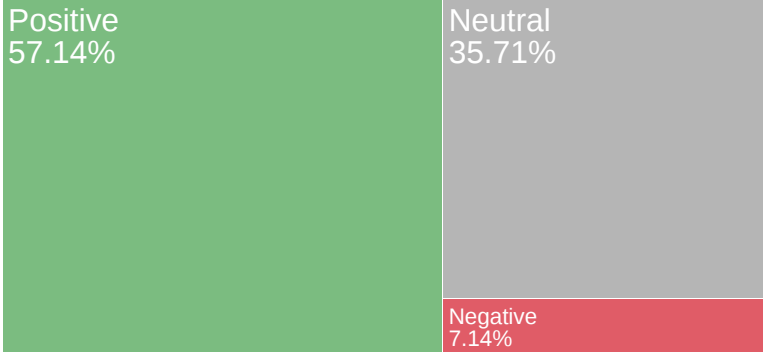
**388**  
clicks



**14**  
mentions

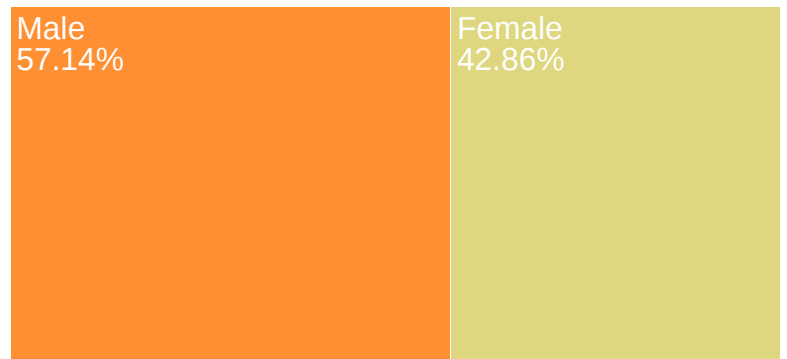
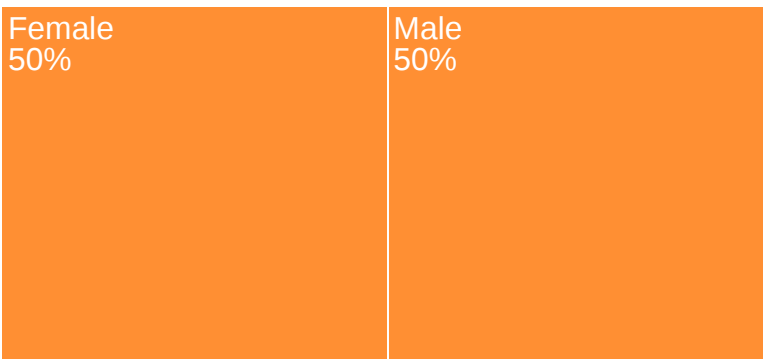
## Inbound Twitter Message Sentiments

## Inbound Facebook Message Sentiments



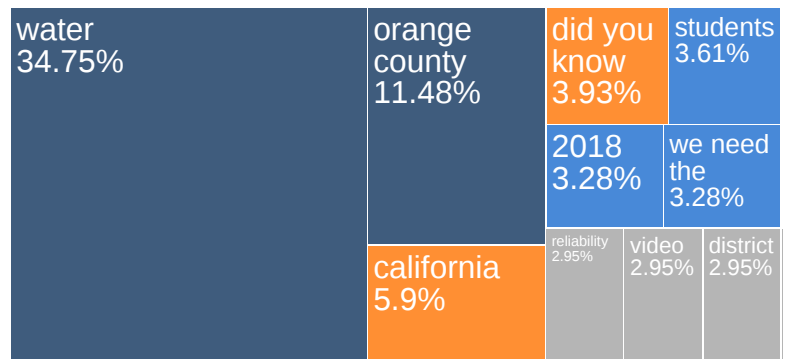
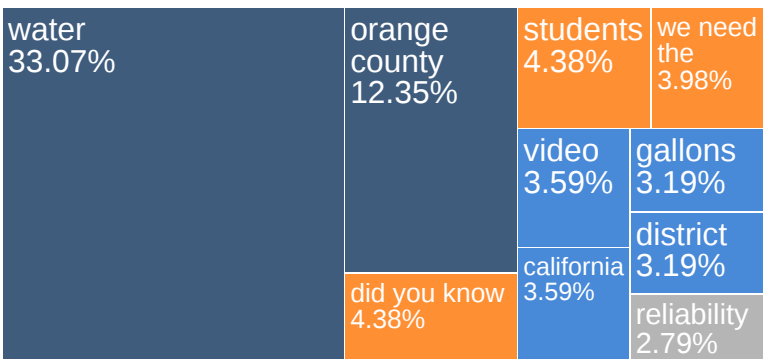
## Twitter Gender Breakdown

## Facebook Gender Breakdown








## Tweets by Topics

## Posts by Topics














## Twitter Samples

Date	Message	Retweets	Replies	Likes	Ow.ly Clicks
@MWDOC Mar 31, 18:30	We pride ourselves on the development, implementation, and evaluation of water use efficiency programs that significantly improve water supply reliability for Orange County! #Reliability #OrangeCounty #MWDOC    Read More: <a href="https://ow.ly/XgJJ30jfz1">https://ow.ly/XgJJ30jfz1</a> <a href="https://twitter.com/MWDOC/status/980150274831585281/photo/1">https://twitter.com/MWDOC/status/980150274831585281/photo/1</a>	0	0	1	0
@MWDOC Mar 31, 13:00	Did you know? We purchase high-quality water from the Colorado River and the Sacramento-San Joaquin Bay Delta, through our friends at the Metropolitan Water District of Southern Calif.... #YourWater #ValueWater    Learn More: <a href="http://ow.ly/F1h130fivW">http://ow.ly/F1h130fivW</a> <a href="https://twitter.com/MWDOC/status/980067263880613894/photo/1">https://twitter.com/MWDOC/status/980067263880613894/photo/1</a>	0	0	1	2
@MWDOC Mar 30, 18:30	Nearly half of OC's total water supply is imported from the Colorado River and Northern California. Even with new local supplies and more conservation in the future, imported water will remain critical. We NEED the #CAWaterFix    Read More (PDF): <a href="http://ow.ly/kOv130jeMnk">http://ow.ly/kOv130jeMnk</a> <a href="https://twitter.com/MWDOC/status/979787883476389888/photo/1">https://twitter.com/MWDOC/status/979787883476389888/photo/1</a>	0	0	4	5
@MWDOC Mar 30, 15:45	There are many problems with the Delta in its current state. It's time to enhance our ability to capture water and move it to storage facilities throughout the state so we can use it when we really NEED it. #CAWaterFix #TwoTunnelSolution    Learn More: <a href="http://ow.ly/Uhak30jeLOT">http://ow.ly/Uhak30jeLOT</a> <a href="https://twitter.com/MWDOC/status/979746399020560384/photo/1">https://twitter.com/MWDOC/status/979746399020560384/photo/1</a>	0	0	1	1

 @MWDOC Mar 29, 18:17	It's not too late to submit artwork for the 2018 "Water Awareness Poster Contest"! Open to all OC students K-12, submit artwork related to the theme "Water Is Life" by April 14th. Four grand-prize winners will receive an iPad! #WaterIsLife    Learn More: <a href="http://ow.ly/yxBG30je3cB">http://ow.ly/yxBG30je3cB</a> <a href="https://twitter.com/MWDOC/status/979422277560348673/photo/1">https://twitter.com/MWDOC/status/979422277560348673/photo/1</a>	1	0	3	3
 @MWDOC Mar 28, 22:30	Upgrading to rotating sprinkler nozzles can save up to 15 gallons of water per day, per nozzle! It's the little things! #SaveWater #SaveMoney    Learn More (Rebates): <a href="http://ow.ly/LyuR30jd00J">http://ow.ly/LyuR30jd00J</a> <a href="https://twitter.com/MWDOC/status/979123498072379393/photo/1">https://twitter.com/MWDOC/status/979123498072379393/photo/1</a>	0	0	1	2
 @MWDOC Mar 28, 21:05	The #CAWaterFix is part of the state's overall water management portfolio, which includes conservation, water management, recycling, ecosystem protection and more. #Educate #MWDOC    Learn More (PDF): <a href="http://ow.ly/j25i30jd0IM">http://ow.ly/j25i30jd0IM</a> <a href="https://twitter.com/MWDOC/status/979102102411673604/photo/1">https://twitter.com/MWDOC/status/979102102411673604/photo/1</a>	0	0	1	1
 @MWDOC Mar 28, 17:55	New tunnel pipelines are a safeguard against a major earthquake collapsing Delta levees, which could shut off water deliveries to 25 million people, farms and businesses. We NEED the #CAWaterFix! #TwoTunnelSolution    Learn More: <a href="http://ow.ly/4U2k30jCg5">http://ow.ly/4U2k30jCg5</a> <a href="https://twitter.com/MWDOC/status/979054382149984258/photo/1">https://twitter.com/MWDOC/status/979054382149984258/photo/1</a>	0	0	0	0
 @MWDOC Mar 28, 13:00	Did you know? The #CAWaterFix was selected as the best long-term plan for the Delta after nearly a decade of review, planning and analysis with unprecedented public input! #TwoTunnelSolution #Reliability #Redundancy    Learn More: <a href="http://ow.ly/PhMq30jc1WM">http://ow.ly/PhMq30jc1WM</a> <a href="https://twitter.com/MWDOC/status/978980211592171520/photo/1">https://twitter.com/MWDOC/status/978980211592171520/photo/1</a>	0	0	1	2

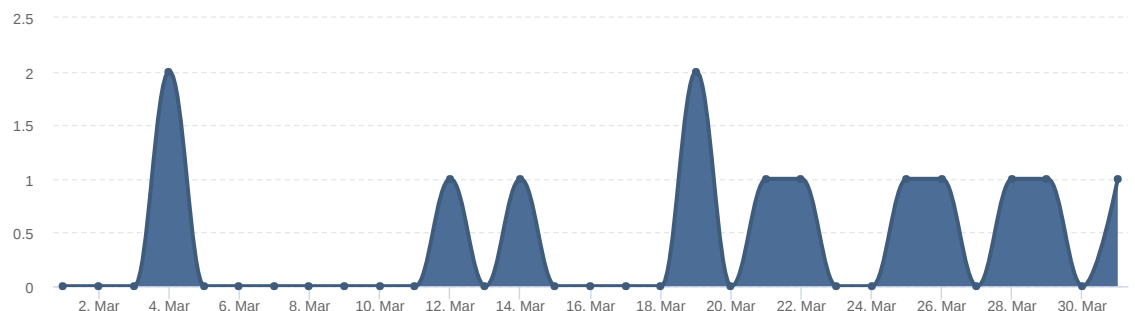
## Facebook Samples

Date ▾	Message ▾	Reactions ▾	Comments ▾	Shares ▾	Ow.ly Clicks ▾
 Municipal ... Mar 31, 18:30	We pride ourselves on the development, implementation, and evaluation of water use efficiency programs that significantly improve water supply reliability for Orange County! #Reliability #OrangeCounty #MWDOC    Read More: <a href="http://ow.ly/XgJ30jfiZl">http://ow.ly/XgJ30jfiZl</a>	3	0	0	0
 Municipal ... Mar 31, 16:15	We would like to invite you to join us on Thursday, April 19, 2018, for a Water Policy Forum and Dinner featuring keynote speaker Karla Nemeth, Director of DWR. Director Nemeth will discuss the urgent statewide need for the California WaterFix, an infrastructure upgrade that will secure a dependable water supply source for 25 million Californians! #CAWaterFix #MWDOC    RSVP Today: <a href="http://ow.ly/SLy30jfiJU">http://ow.ly/SLy30jfiJU</a>	7	0	0	2
 Municipal ... Mar 31, 13:00	Did you know? We purchase high-quality water from the Colorado River and the Sacramento-San Joaquin Bay Delta, through our friends at the Metropolitan Water District of Southern California. #YourWater #ValueWater    Learn More: <a href="http://ow.ly/Fih130jfvW">http://ow.ly/Fih130jfvW</a>	10	1	0	2
 Municipal ... Mar 31, 01:21	Did you know? Our friends at Yorba Linda WD offer free public tours! This is a great opportunity to learn about our most precious resource - WATER! ☑☑☑ #WaterIsLife #MWDOC	6	0	0	0
 Municipal ... Mar 30, 18:30	Nearly half of OC's total water supply is imported from the Colorado River and Northern California. Even with new local supplies and more conservation in the future, imported water will remain critical. We NEED the #CAWaterFix    Read More (PDF): <a href="http://ow.ly/kOv130jeMnk">http://ow.ly/kOv130jeMnk</a>	10	0	3	5
 Municipal ... Mar 30, 15:45	There are many problems with the Delta in its current state. It's time to enhance our ability to capture water and move it to storage facilities throughout the state so we can use it when we really NEED it. #CAWaterFix #TwoTunnelSolution    Learn More: <a href="http://ow.ly/Uhak30jelOT">http://ow.ly/Uhak30jelOT</a>	14	0	1	1
 Municipal ... Mar 30, 01:45	It's not too late to RSVP! #WaterIsLife #MWDOC	4	0	1	0
 Municipal ... Mar 29, 18:17	It's not too late to submit artwork for the 2018 "Water Awareness Poster Contest"! Open to all OC students K-12, submit artwork related to the theme "Water Is Life" by April 14th. Four grand-prize winners will receive an iPad! #WaterIsLife    Learn More: <a href="http://ow.ly/yxBG30je3cB">http://ow.ly/yxBG30je3cB</a>	2	0	0	3
 Municipal ... Mar 29, 14:38	Here's an overview of the current major reservoir conditions in California! #CAWater #Education #WaterIsLife	32	1	4	0
 Municipal ... Mar 28, 22:30	Upgrading to rotating sprinkler nozzles can save up to 15 gallons of water per day, per nozzle! It's the little things! #SaveWater #SaveMoney    Learn More (Rebates): <a href="http://ow.ly/LyuR30jd00J">http://ow.ly/LyuR30jd00J</a>	0	0	0	2
 Municipal ... Mar 28, 21:05	The #CAWaterFix is part of the state's overall water management portfolio, which includes conservation, water management, recycling, ecosystem protection and more. #Educate #MWDOC    Learn More (PDF): <a href="http://ow.ly/j25i30jd0IM">http://ow.ly/j25i30jd0IM</a>	4	0	0	1

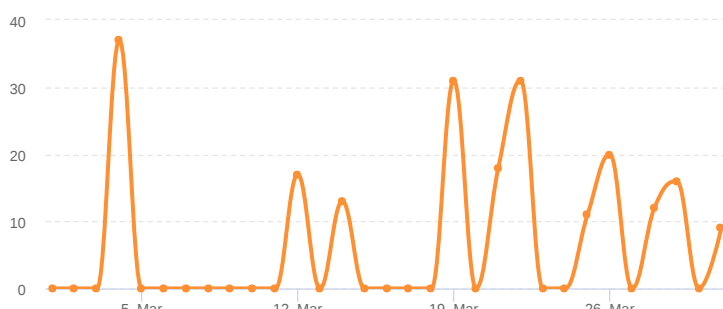
## Total Instagram Followers

313  
followers

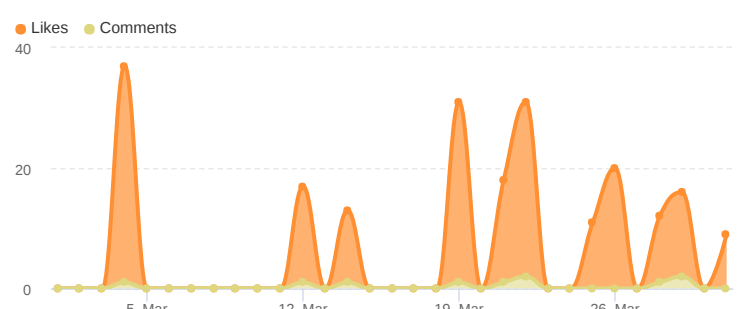
## Instagram Posts per Day





















## Instagram Engagement by Day



## Instagram Engagement by Type































































## Instagram Samples

Date ▾	Message ▾	♥ Likes ▾	💬 Comments ▾
 mwdoc Mar 31, 17:24	 <p>We would like to invite you to join us on Thursday, April 19, 2018, for a Water Policy Forum and Dinner featuring keynote speaker Karla Nemeth, Director of DWR. Director Nemeth will discuss the urgent statewide need for the California WaterFix, an infrastructure upgrade that will secure a dependable water supply source for 25 million Californians! #CAWaterFix #MWDOC</p>	9	0
 mwdoc Mar 29, 15:49	 <p>The #CAWaterFix will improve reliability, and will enhance the ability to capture water and move it to storage facilities throughout the state so we can use it when we really NEED it. #MWDOC #TwoTunnelSolution</p>	14	2
 mwdoc Mar 28, 20:50	 <p>Upgrading to rotating sprinkler nozzles can save up to 15 gallons of water per day, per nozzle! It's the little things! #SaveWater #SaveMoney #MWDOC</p>	11	1
 mwdoc Mar 26, 16:37	 <p>Our Friend @mwdocricki spent some time out in OC sharing water saving tips and tricks with the locals! Good work Ricki! #WaterIsLife #MWDOC</p>	20	0
 mwdoc Mar 25, 15:59	 <p>Join us April 19th for our 'Water Policy Forum and Dinner' featuring Karla Nemeth, Director of California Department of Water Resources. Director Nemeth will be discussing the urgent statewide need for the #CAWaterFix! Don't miss it! #MWDOC</p>	11	0
 mwdoc Mar 22, 23:40	 <p>Today is World Water Day! Do your part to save and protect our most precious natural resource-water! Photo Art by Sarah Alkatib, MWDOC 2017 Poster Contest winner. Want to be one of our 2018 winners? Entries are being accepted until April 15! <a href="http://mwdoc.com/poster">mwdoc.com/poster</a> #WorldWaterDay #EveryDropCounts</p>	29	2
 mwdoc Mar 21, 14:43	 <p>"The State Water Project is a vital asset, and to strand it would be irresponsible. The status quo is not an option. This is about economic vitality. Reliability of water is as important to business in California as almost anything." - John Laird, Secretary CNRA #CAWaterFix #TwoTunnels #CAWater</p>	17	1
 mwdoc Mar 19, 22:24	 <p>March showers provide "a huge boost" to California snowpack levels according to the @cadepartmentofwaterresources! #CAWater #CASnowpack</p>	13	1
 mwdoc Mar 19, 16:02	 <p>Our pal @mwdocricki attended the Shamrock run this past Sunday in Yorba Linda with the Yorba Linda Water District! Catch him around town, sharing #WaterWise tips with all of Orange County! #WaterSmart #Community</p>	17	0

## Pages to Watch

Compare the performance of your Page and posts with similar Pages on Facebook.

Reactions, Comments & Shares

Page	Total Page Likes	From Last Week	Posts This Week	Engagement This Week
1  Los Angeles Departmen...	32.6K 	0%	13	169 
2  Long Beach Water	12.7K 	0%	3	18 
3  South Coast Water District	11.5K 	0%	6	40 
4  San Diego County Water...	9K 	▲0.1%	10	295 
YOU 5  Municipal Water District ...	6.9K 	0%	28	247 
6  Irvine Ranch Water Distr...	3.9K 	▲0.1%	9	27 
7  Santa Margarita Water D...	3.5K 	▼0.1%	3	2 
8  Moulton Niguel Water Di...	2.6K 	0%	1	3 
9  Mesa Water	2.6K 	▲2.7%	21	52 
10  Anaheim Public Utilities	2.1K 	▲0.4%	4	37 
11  Orange County Busines...	2K 	▲0.2%	3	34 
12  Laguna Beach County ...	1.9K 	▲0.1%	0	0 
13  Association of Californi...	1.2K 	▲0.3%	7	153 
14  North Coast County Wat...	975 	▼0.2%	0	0 
15  Orange County Water Di...	855 	▼0.2%	10	68 
16  Upper San Gabriel Valle...	782 	0%	2	5 
17  Orange County Sanitati...	741 	▲0.1%	10	56 
18  Yorba Linda Water District	484 	0%	1	0 
19  Bruce Whitaker Candida...	221 	0%	1	9 
20  WEROC	160 	0%	1	5 

#P

MWDOC Facebook Ad Spend – March 2018

Kevin Perkins (37959957)

Kevin

Search

Help

Discard Drafts

Review and Publish

Last month: Mar 1, 2018 – Mar 31, 2018

Clear

Save Filter

Note: Does not include today's data

Account Overview

Campaigns

Ad Sets

Ads

+ Create

Duplicate

Edit

Create Rule

Columns: Water District

Breakdown

Export

	Campaign Name	Amount Spent
<input type="checkbox"/>	MWDOC 2018-03-21 CAWF 4-points VV	\$2,000.00
<input type="checkbox"/>	MWDOC 2018-03-21 10 gals	\$750.00
<input type="checkbox"/>	MWDOC 2018-03-21 Wasting Water	\$750.00
<input type="checkbox"/>	MWDOC 2018-03-06 Responsibility & Conservation (Spanish)	\$250.00
▶ Results from 19 campaigns		\$3,750.00 Total Spent

#P

# MWDOC Twitter Ad Spend – March 2018



Only show items that delivered in this time frame

Create campaign Last month


Objective: All X Status: All X + Add Filter

Search campaigns Q

Filters: Default Save filters

Spend \$1,500.00

Impressions 156,373



Welcome to Twitter Ads Manager! It's faster to monitor and optimize campaigns with new filtering, metrics customization, and export capabilities.

Can't find a metric you're looking for? [Get help](#)

Campaigns Ad Groups Ads Audience

Metrics: Summary Breakdown: None Export Share

Name	Status	Campaign start	Campaign end	Total budget	Impressions	Spend	Results
Summary for 5 items				\$3,600.00	156,373	\$1,500.00	(2)
MWDOC 2018-03-21 Tweet Engagements Awareness	Exhausted	Mar 21, 2018 10:22 PM		\$1,500.00	156,373	\$1,500.00	156,373 Impressions

© 2018 Twitter · [twitter.com](#) · [About us](#) · [Contact](#) · [Blog](#) · [Status](#) · [Logo & Brand](#) · [API](#) · [Business](#) · [Help](#) · [Jobs](#) · [Twitter Terms](#) · [Privacy](#)

All program features in Twitter's Promoted Products are confidential, including pricing, analytics, metrics, and the user interface. · [Twitter Advertising Terms](#)





**INFORMATION ITEM**

April 16, 2018

**TO:** Board of Directors

**FROM:** **Public Affairs Legislative Committee**  
(Directors Dick, Tamaribuchi and Thomas)

Robert Hunter  
General Manager

Staff Contact: Damon Micalizzi

**SUBJECT: APRIL 19<sup>TH</sup> WATER POLICY DINNER**

**STAFF RECOMMENDATION**

---

Staff recommends the Board of Directors receive and file.

**COMMITTEE RECOMMENDATION**

---

Committee recommends (To be determined at Committee Meeting)

**REPORT**

---

A little more than a week after the historic vote by the Metropolitan Water District of Southern California (MWD) to finance the bulk of the California WaterFix, MWDOC will host a Water Policy Dinner featuring Karla Nemeth, Director of the California Department of Water Resources on Thursday, April 19<sup>th</sup>. The event will begin at 5:30 p.m. at the Great Wolf Lodge in Garden Grove.

Director Nemeth will discuss the recent action taken by the MWD Board to press forward with the California WaterFix and what lies ahead for the historic project and other statewide water issues including an update on Oroville and plans for increasing storage.

MWDOC also plans to honor Beverly Hills Councilman, Bob Wunderlich for his years of partnership and service on the Board of Directors of the Metropolitan Water District of Southern California.

At the time of this report, 140 attendees have registered for this event.

<b>Budgeted (Y/N):</b> n/a	Budgeted amount: n/a	Core X	Choice
<b>Action item amount:</b> None	Line item:		
<b>Fiscal Impact (explain if unbudgeted):</b>			





**INFORMATION ITEM**

April 16, 2018

**TO:** Board of Directors

**FROM:** **Public Affairs Legislative Committee**  
(Directors Dick, Tamaribuchi and Thomas)

Robert Hunter  
General Manager

Staff Contact: Damon Micalizzi

**SUBJECT: UPDATE ON 2018 OC WATER SUMMIT**

**STAFF RECOMMENDATION**

---

Staff recommends the Board of Directors receive and file.

**COMMITTEE RECOMMENDATION**

---

Committee recommends (To be determined at Committee Meeting)

**REPORT**

---

The 2018 OC Water Summit is coming together nicely. Staff continues to solicit speakers and sponsors for the annual event. The theme this year is *Water, What's Behind the Magic*. Commissioner of the US Bureau of Reclamation, Brenda Burman, will serve as the Keynote Speaker with NBC 4 Weathercaster Fritz Coleman providing color commentary as Emcee.

Other confirmed speakers and presenters include:

- Rob Hartman former Chief Hydrologist, CA/Nevada River Forecast Center
- David Rose, Chief Counsel for the State Water Resources Control Board who will present on the growing influence of the State Water Resources Control Board over local water providers.
- Panelists Marc Marcantonio, General Manager of Yorba Linda Water District and Kurt Schwabe, Adjunct Fellow of the Public Policy Institute of California who will discuss the unintended consequences of water conservation.
- Jon Coupal, President of Howard Jarvis Taxpayers Association, who will discuss SB 623.

<b>Budgeted (Y/N):</b> n/a	Budgeted amount: n/a	Core X	Choice
<b>Action item amount:</b> None	Line item:		
<b>Fiscal Impact (explain if unbudgeted):</b>			

The eleventh Annual OC Water Summit will be again held at the Disneyland Grand Californian Hotel on June 1<sup>st</sup>, 2018

The Summit committee meeting dates are:

- Monday, April 30, 2018, 8:30 am
- Dark in May – staff meeting(s) only unless something unexpected occurs
- Monday, June 25, 2018, 8:30 am (Post event wrap-up meeting).



**INFORMATION ITEM**

April 16, 2018

**TO:** **Public Affairs & Legislation Committee**  
(Directors Dick, Tamaribuchi, Thomas)

**FROM:** **Robert Hunter, General Manager**

Staff Contact: Sarah Wilson

**SUBJECT:** **Education Program Update**

**STAFF RECOMMENDATION**

---

Staff recommends the Public Affairs & Legislation Committee: Receive and file this report.

**COMMITTEE RECOMMENDATION**

---

Committee recommends (To be determined at Committee Meeting)

**DETAILED REPORT**

---

Contractors for the Municipal Water District of Orange County's (MWDOC) education programs continue to book classes for the current school year. Both Discovery Science Center (DSC) and Inside the Outdoors (ITO) are confident they will reach their contracted student totals this year.

The following reports are included here: Elementary School Assemblies for March 2018, Elementary Education Student Counts Chart, and the "What About Water" High School Program report.

**Elementary School Program**

On March 27, 2018, MWDOC Staff attended Diamond Elementary School's First and Fourth Grade keypad assemblies with DSC staff. The First Grade program taught students about the journey of a water molecule through the water cycle, as well as how plants use their

<b>Budgeted (Y/N):</b>	Budgeted amount:	Core __	Choice X
<b>Action item amount:</b>	Line item:		
<b>Fiscal Impact (explain if unbudgeted):</b>			

physical structure to use water, carbon dioxide, and sunlight. As part of an interactive learning exercise, student volunteers were brought to the front of the classroom to demonstrate the various states of water. The Fourth Grade program taught students about the local ecosystem, water sources, and the importance of water use efficiency at home and throughout the community. As part of an interactive learning exercise, student volunteers were brought to the front of the classroom to demonstrate the living and non-living components of ecosystems. The keypad test results for both the First and Fourth Grade assemblies showed an improvement from the pre- to post- test demonstrating students were engaged and understanding the material that was presented.

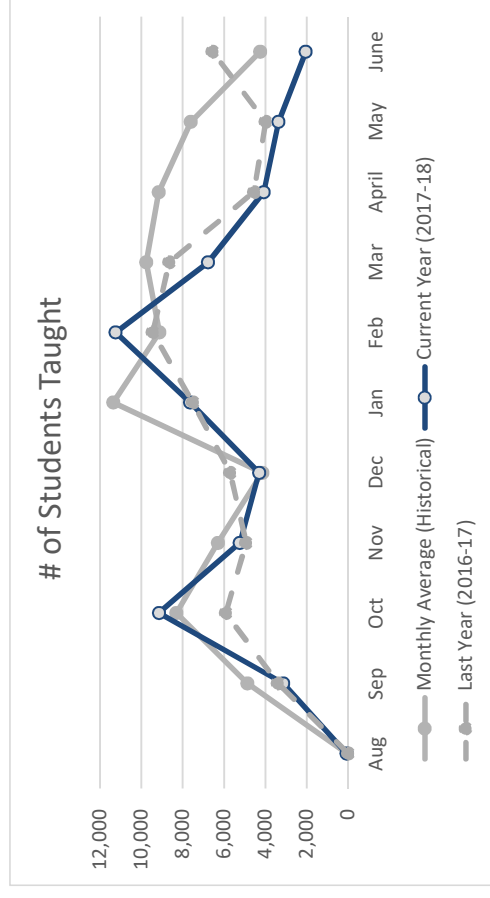
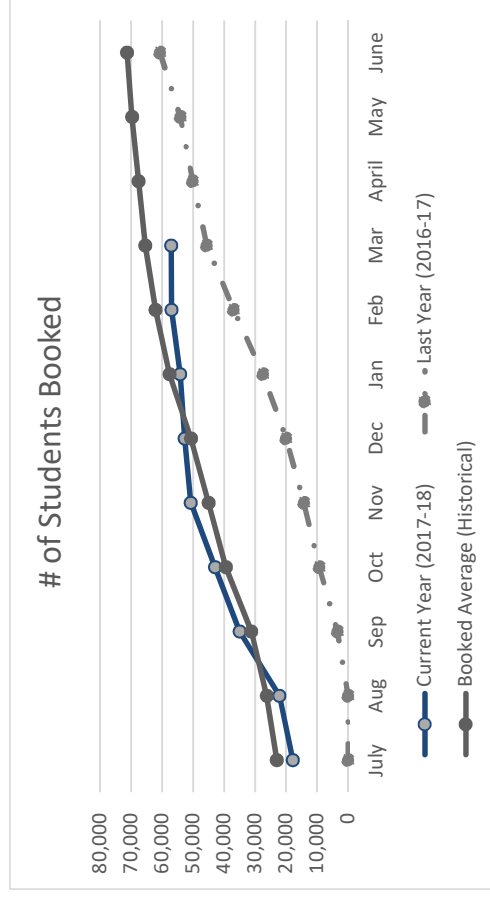
### **High School Program**

On March 22, 2018, MWDOC Staff attended El Toro High School's second school visit with El Toro Water District staff and Board Director Fred Adjarian. The ITO class presentation included videos and discussion on the Sacramento-San Joaquin Delta's delivery system, ecosystem, and levee system that have become increasingly vulnerable. Students were then briefed on the California WaterFix project and asked to create a list of pros and cons for the proposed solution. Several students were selected at random to share their observations with the rest of the class and provide reasoning to support their responses. After further discussion facilitated by the ITO "Traveling Scientist," students participated in a mock vote to either support or oppose the California WaterFix project. Students were then split into two groups: "for" and "against," and were prompted through a simulated classroom debate. The session concluded with facts on the current stage and timeline for the California WaterFix. Several students stayed after class to ask questions and continue the discussion with ITO's "Traveling Scientist."

In addition, ITO concluded the "Be the Voice 4 Water" 30 second video contest on March 15, 2018. The contest challenged southern California high school students to create a 30 second public service announcement about why water is important to them including water use efficiency, water quality, and availability of water sources. At the conclusion of the contest, ITO received over 100 entries from 5 high schools in 3 cities – La Habra, Anaheim, and Corona del Mar. Video submissions were narrowed down to seven (7) finalists by ITO and MWDOC Staff based upon five (5) criteria: creativity, message content, effective use of contest theme, technical production, and overall presentation. MWDOC Board and Staff participated in a voting poll to select the Orange County winner. Contest winners will be announced on or around April 16, 2018. Prizes have been sponsored by Dave & Busters, Vans, and Hurley.

## 2017-18 Water Education School Program

# of Students Booked	July	Aug	Sep	Oct	Nov	Dec	Jan	Feb	Mar	April	May	June	Target
	Booked Average (Historical)	22,936	26,212	31,188	39,425	45,000	50,647	57,577	62,058	65,364	67,548	71,249	72,954
Last Year (2016-17)	0	0	3,399	9,309	14,235	19,936	27,441	36,886	45,530	50,083	54,067	60,623	67,361
Current Year (2017-18)	17,823	22,162	34,981	42,926	50,696	52,682	54,111	56,887	57,056				62,035
# of Students Taught	July	Aug	Sep	Oct	Nov	Dec	Jan	Feb	Mar	April	May	June	Total
	Monthly Average (Historical)	-	63	4,876	8,301	6,301	4,146	11,354	9,126	9,758	9,158	4,257	74,891
Last Year (2016-17)	0	0	3,399	5,910	4,926	5,701	7,505	9,445	8,644	4,553	3,984	6,556	60,623
Current Year (2017-18)	0	77	3,144	9,149	5,240	4,305	7,634	11,242	6,771	4,078	3,362	2,054	57,056



Municipal Water District of Orange County Attendance Report

Thursday, March 01, 2018 through Saturday, March 31, 2018

<b>Grand Total:</b>	<b>7006</b>	<b>6771</b>
---------------------	-------------	-------------

<u>Agency Name</u>	<u>Presentation Date</u>	<u>Event Name</u>	<u>School District</u>	<u>Reserved</u>	<u>Actual</u>
--------------------	--------------------------	-------------------	------------------------	-----------------	---------------

Fountain Valley, City of  Courreges (Roch) Elementary School	Totals For: Fountain Valley, City of				
	3/6/2018	MWDOC - KP -1	Fountain Valley School District	123	107
	3/6/2018	MWDOC - KP -3	Fountain Valley School District	108	110
	3/6/2018	MWDOC - KP -2	Fountain Valley School District	85	112
	3/7/2018	MWDOC - KP -4	Fountain Valley School District	109	116
	3/7/2018	MWDOC - KP -5	Fountain Valley School District	130	103

<u>Agency Name</u>	<u>Presentation Date</u>	<u>Event Name</u>	<u>School District</u>	<u>Reserved</u>	<u>Actual</u>
--------------------	--------------------------	-------------------	------------------------	-----------------	---------------

Garden Grove, City of

Excelsior Elementary School  
Garden Grove

3/30/2018

MWDOC - KP -2

Garden Grove Unified  
School District

62

Morningside Elementary School  
Garden Grove

3/27/2018

MWDOC - KP -5

Garden Grove Unified  
School District

64

Totals For: Garden Grove, City of	145	126
-----------------------------------	-----	-----

Huntington Beach, City of

Hawes (Ralph E) Elementary  
School

Totals For: Huntington Beach, City of				496	502
3/7/2018	MWDOC - KP -3	Huntington Beach City School District		101	96
3/7/2018	MWDOC - KP -2	Huntington Beach City School District		90	114
3/7/2018	MWDOC - KP -4	Huntington Beach City School District		105	89
3/7/2018	MWDOC - KP -1	Huntington Beach City School District		100	87
3/7/2018	MWDOC - KP -5	Huntington Beach City School District		100	116



Moulton Niguel Water District

Malcom (John) Elementary  
School

3/28/2018	MWDOC - KP -5	Capistrano Unified School District	65	65
3/28/2018	MWDOC - KP -5	Capistrano Unified School District	65	65
3/28/2018	MWDOC - KP -3	Capistrano Unified School District	120	120

White (George L) Elementary  
School

3/6/2018	MWDOC - KP -1	Capistrano Unified School District	95	82
3/6/2018	MWDOC - KP -4	Capistrano Unified School District	90	90
3/6/2018	MWDOC - KP -3	Capistrano Unified School District	95	95
3/6/2018	MWDOC - KP -2	Capistrano Unified School District	100	110
3/6/2018	MWDOC - KP -5	Capistrano Unified School District	15	12

Orange, City of

Holy Family Cathedral School  
Orange

Totals For: Orange, City of					918
-----------------------------	--	--	--	--	-----

Holy Family Cathedral School Orange	3/13/2018	MWDOC - KP -4	Private	30	52
	3/13/2018	MWDOC - KP -5	Private	30	44
	3/13/2018	MWDOC - KP -3	Private	45	43
	3/13/2018	MWDOC - KP -6	Private	50	50
	3/13/2018	MWDOC - KP -1	Private	40	46
	3/13/2018	MWDOC - KP -2	Private	40	45
Jordan Elementary School Orange	3/1/2018	MWDOC - KP -1	Orange Unified School District	65	80
	3/1/2018	MWDOC - KP -5	Orange Unified School District	44	60
	3/1/2018	MWDOC - KP -3	Orange Unified School District	54	54
	3/2/2018	MWDOC - KP -2	Orange Unified School District	48	27
	3/2/2018	MWDOC - KP -4	Orange Unified School District	66	64
	3/2/2018	MWDOC - KP -6	Orange Unified School District	61	35
West Orange Elementary School	3/9/2018	MWDOC - KP -5	Orange Unified School District	57	55
	3/9/2018	MWDOC - KP -1	Orange Unified School District	69	66
	3/9/2018	MWDOC - KP -2	Orange Unified School District	61	61
	3/9/2018	MWDOC - KP -3	Orange Unified School District	75	76
	3/9/2018	MWDOC - KP -4	Orange Unified School District	63	60

Santa Ana, City of

Carr (Gerald P.) Intermediate School

Totals For: Santa Ana, City of					1636
--------------------------------	--	--	--	--	------

3/9/2018	MWDOC - KP -6	Santa Ana Unified School District	100	101
3/9/2018	MWDOC - KP -6	Santa Ana Unified School District	100	67
3/9/2018	MWDOC - KP -6	Santa Ana Unified School District	100	87
3/16/2018	MWDOC - KP -6	Santa Ana Unified School District	100	94
3/16/2018	MWDOC - KP -6	Santa Ana Unified School District	100	73

Diamond Elementary School

3/27/2018	MWDOC - KP -1	Santa Ana Unified School District	89	90
3/27/2018	MWDOC - KP -4	Santa Ana Unified School District	85	85
3/27/2018	MWDOC - KP -2	Santa Ana Unified School District	81	92
3/27/2018	MWDOC - KP -3	Santa Ana Unified School District	92	90
3/27/2018	MWDOC - KP -5	Santa Ana Unified School District	86	56

Madison Elementary School  
Santa Ana

3/5/2018	MWDOC - KP -5	Santa Ana Unified School District	90	87
3/5/2018	MWDOC - KP -5	Santa Ana Unified School District	60	55
3/6/2018	MWDOC - KP -2	Santa Ana Unified School District	75	67
3/6/2018	MWDOC - KP -2	Santa Ana Unified School District	90	70
3/7/2018	MWDOC - KP -1	Santa Ana Unified School District	90	88

Santa Ana, City of		<b>Totals For: Santa Ana, City of</b>			
	3/7/2018	MWDOC - KP -1	Santa Ana Unified School District	60	1636
	3/14/2018	MWDOC - KP -4	Santa Ana Unified School District	90	58
	3/14/2018	MWDOC - KP -6	Santa Ana Unified School District	75	91
	3/14/2018	MWDOC - KP -4	Santa Ana Unified School District	90	75
	3/16/2018	MWDOC - KP -3	Santa Ana Unified School District	75	90
	3/16/2018	MWDOC - KP -3	Santa Ana Unified School District	60	60
	3/16/2018	MWDOC - KP -3	Santa Ana Unified School District	90	60

Santa Margarita Water District

Oxford Preparatory Academy  
Mission Viejo

3/8/2018	MWDOC - KP -6	Private	120	110
3/8/2018	MWDOC - KP -5	Private	70	93
3/8/2018	MWDOC - KP -2	Private	100	83
3/8/2018	MWDOC - KP -3	Private	100	68

Reilly (Philip J) Elementary School

3/8/2018	MWDOC - KP -3	Capistrano Unified School District	85	112
3/8/2018	MWDOC - KP -4	Capistrano Unified School District	81	115
3/8/2018	MWDOC - KP -5	Capistrano Unified School District	85	101
3/8/2018	MWDOC - KP -2	Capistrano Unified School District	70	84
3/8/2018	MWDOC - KP -1	Capistrano Unified School District	64	63

Tijeras Creek Elementary School

3/22/2018	MWDOC - KP -5	Capistrano Unified School District	60	63
3/22/2018	MWDOC - KP -1	Capistrano Unified School District	60	30
3/22/2018	MWDOC - KP -2	Capistrano Unified School District	65	60
3/22/2018	MWDOC - KP -3	Capistrano Unified School District	59	59
3/22/2018	MWDOC - KP -4	Capistrano Unified School District	69	68

Totals For: Santa Margarita Water District			1088	1109
--	--	--	------	------

South Coast Water District

Saint Edward the Confessor  
Parish School

Totals For: South Coast Water District			420	430
3/6/2018	MWDOC - KP -2	Private	70	64
3/6/2018	MWDOC - KP -6	Private	70	68
3/6/2018	MWDOC - KP -3	Private	70	69
3/6/2018	MWDOC - KP -5	Private	70	64
3/6/2018	MWDOC - KP -4	Private	70	77
3/6/2018	MWDOC - KP -1	Private	70	88

<u>Agency Name</u>	<u>Presentation Date</u>	<u>Event Name</u>	<u>School District</u>	<u>Reserved</u>	<u>Actual</u>
--------------------	--------------------------	-------------------	------------------------	-----------------	---------------

Trabuco Canyon Water District

Trabuco Elementary School

Totals For: Trabuco Canyon Water District			60	63
3/21/2018	MWDOC - KP -6	Saddleback Valley Unified School District	20	19
3/21/2018	MWDOC - KP -4	Saddleback Valley Unified School District	20	23
3/21/2018	MWDOC - KP -2	Saddleback Valley Unified School District	20	21

Tustin, City of	Red Hill Lutheran School	Totals For: Tustin, City of			
		3/8/2018	MWDOC - KP -1	Private	80
		3/8/2018	MWDOC - KP -3	Private	78
	Veeh (Marjorie) Elementary School	3/8/2018	MWDOC - KP -5	Private	40
					65
		3/16/2018	MWDOC - KP -3	Tustin Unified School District	45
		3/16/2018	MWDOC - KP -5	Tustin Unified School District	14
		3/16/2018	MWDOC - KP -2	Tustin Unified School District	46
		3/16/2018	MWDOC - KP -1	Tustin Unified School District	63
		3/16/2018	MWDOC - KP -4	Tustin Unified School District	64



Westminster, City of

DeMille (Cecil B) Elementary School

Totals For: Westminster, City of			165	164
3/16/2018	MWDOC - KP -3	Westminster School District	55	56
3/16/2018	MWDOC - KP -4	Westminster School District	55	53
3/16/2018	MWDOC - KP -5	Westminster School District	55	55

Yorba Linda Water District

Rose Drive Elementary School

Sierra Vista Elementary School  
Placentia

Totals For: Yorba Linda Water District					221	221
--	--	--	--	--	-----	-----

3/23/2018	MWDOC - KP -3	Placentia-Yorba Linda Unified School District	68	67
3/9/2018	MWDOC - KP -3	Placentia-Yorba Linda Unified School District	71	92
3/9/2018	MWDOC - KP -4	Placentia-Yorba Linda Unified School District	82	62

# Municipal Water District of Orange County Attendance Report

Saturday, July 01, 2017 through Saturday, June 30, 2018

<b>Grand Total:</b>	<b>57053</b>	<b>47732</b>
---------------------	--------------	--------------

<u>Agency Name</u>	<u>Presentation Date</u>	<u>Event Name</u>	<u>School District</u>	<u>Reserved</u>	<u>Actual</u>
--------------------	--------------------------	-------------------	------------------------	-----------------	---------------

Anaheim, City of

Anaheim Hills Elementary School

<b>Totals For: Anaheim, City of</b>				<b>7311</b>	<b>6954</b>
-------------------------------------	--	--	--	-------------	-------------

5/25/2018	MWDOC - KP -5	Orange Unified School District	82	0
5/25/2018	MWDOC - KP -1	Orange Unified School District	60	0
5/25/2018	MWDOC - KP -3	Orange Unified School District	65	0
5/25/2018	MWDOC - KP -2	Orange Unified School District	65	0
5/25/2018	MWDOC - KP -4	Orange Unified School District	65	0
5/25/2018	MWDOC - KP -6	Orange Unified School District	62	0

Canyon Rim Elementary School

11/6/2017	MWDOC - KP -1	Orange Unified School District	90	85
11/6/2017	MWDOC - KP -2	Orange Unified School District	90	89
11/6/2017	MWDOC - KP -3	Orange Unified School District	90	88
11/27/2017	MWDOC - KP -4	Orange Unified School District	90	90
11/27/2017	MWDOC - KP -5	Orange Unified School District	90	80
11/27/2017	MWDOC - KP -6	Orange Unified School District	90	88

Centralia Elementary School

10/12/2017	MWDOC - KP -1	Centralia Elementary School District	65	64
------------	---------------	--------------------------------------	----	----

Anaheim, City of

Totals For: Anaheim, City of					
10/12/2017	MWDOC - KP -6	Centralia Elementary School District	80	73	6954
10/12/2017	MWDOC - KP -3	Centralia Elementary School District	85	79	
10/13/2017	MWDOC - KP -2	Centralia Elementary School District	67	93	
10/13/2017	MWDOC - KP -5	Centralia Elementary School District	85	75	
10/13/2017	MWDOC - KP -4	Centralia Elementary School District	79	80	

Crescent Elementary School

11/6/2017	MWDOC - KP -3	Orange Unified School District	54	54	
11/6/2017	MWDOC - KP -4	Orange Unified School District	59	70	
11/6/2017	MWDOC - KP -2	Orange Unified School District	87	90	
11/6/2017	MWDOC - KP -1	Orange Unified School District	55	90	
11/6/2017	MWDOC - KP -6	Orange Unified School District	66	67	
11/13/2017	MWDOC - KP -5	Orange Unified School District	59	60	
11/13/2017	MWDOC - KP -4	Orange Unified School District	57	63	
11/13/2017	MWDOC - KP -5	Orange Unified School District	58	55	
11/13/2017	MWDOC - KP -3	Orange Unified School District	54	48	
11/13/2017	MWDOC - KP -6	Orange Unified School District	66	63	

Danbrook Elementary School  
Anaheim

10/24/2017	MWDOC - KP -3	Centralia Elementary School District	91	91	
------------	---------------	--------------------------------------	----	----	--

Anaheim, City of

Totals For: Anaheim, City of					
10/24/2017	MWDOC - KP -5	Centralia Elementary School District	85	6954	85
10/24/2017	MWDOC - KP -1	Centralia Elementary School District	63		63
10/26/2017	MWDOC - KP -4	Centralia Elementary School District	89		93
10/26/2017	MWDOC - KP -2	Centralia Elementary School District	96		73
10/26/2017	MWDOC - KP -6	Centralia Elementary School District	112		85
Edison (Thomas) Elementary School Anaheim					
9/18/2017	MWDOC - KP -5	Anaheim City School District	1		53
9/18/2017	MWDOC - KP -2	Anaheim City School District	1		52
9/18/2017	MWDOC - KP -6	Anaheim City School District	1		55
9/18/2017	MWDOC - KP -3	Anaheim City School District	1		46
9/18/2017	MWDOC - KP -1	Anaheim City School District	1		54
9/18/2017	MWDOC - KP -4	Anaheim City School District	1		54
11/13/2017	MWDOC - KP -5	Anaheim City School District	59		58
11/13/2017	MWDOC - KP -2	Anaheim City School District	57		60
11/13/2017	MWDOC - KP -6	Anaheim City School District	56		55
11/13/2017	MWDOC - KP -3	Anaheim City School District	51		51
11/13/2017	MWDOC - KP -1	Anaheim City School District	56		55
11/13/2017	MWDOC - KP -4	Anaheim City School District	58		60

Anaheim, City of

Hansen Elementary School

Totals For: Anaheim, City of					6954
------------------------------	--	--	--	--	------

2/22/2018	MWDOC - KP -3	Savanna School District	80	71
2/22/2018	MWDOC - KP -5	Savanna School District	90	86
4/18/2018	MWDOC - KP -5	Anaheim City School District	80	0
4/18/2018	MWDOC - KP -1	Anaheim City School District	80	0
4/18/2018	MWDOC - KP -4	Anaheim City School District	60	0
4/25/2018	MWDOC - KP -6	Anaheim City School District	70	0

Jefferson (Thomas) Elementary School  
Anaheim

Lincoln (Abraham) Elementary School  
Anaheim

9/5/2017	MWDOC - KP -2	Anaheim City School District	85	81
9/5/2017	MWDOC - KP -2	Anaheim City School District	85	79
9/12/2017	MWDOC - KP -1	Anaheim City School District	70	79
9/12/2017	MWDOC - KP -1	Anaheim City School District	70	77
9/19/2017	MWDOC - KP -3	Anaheim City School District	70	75
9/19/2017	MWDOC - KP -3	Anaheim City School District	70	70

Mann (Horace) Elementary School  
Anaheim

10/9/2017	MWDOC - KP -6	Anaheim City School District	108	101
10/9/2017	MWDOC - KP -2	Anaheim City School District	80	94
10/9/2017	MWDOC - KP -4	Anaheim City School District	105	98

Anaheim, City of

Totals For: Anaheim, City of					
	10/9/2017	MWDOC - KP -3	Anaheim City School District	78	6954
	10/9/2017	MWDOC - KP -1	Anaheim City School District	87	83
	10/9/2017	MWDOC - KP -5	Anaheim City School District	100	98
	11/6/2017	MWDOC - KP -6	Anaheim City School District	23	21
	11/6/2017	MWDOC - KP -2	Anaheim City School District	23	22
	11/6/2017	MWDOC - KP -4	Anaheim City School District	25	25
	11/6/2017	MWDOC - KP -3	Anaheim City School District	24	20
	11/6/2017	MWDOC - KP -1	Anaheim City School District	27	26
	11/6/2017	MWDOC - KP -5	Anaheim City School District	21	21
Marshall (John) Elementary School Anaheim					
	10/25/2017	MWDOC - KP -3	Anaheim City School District	131	93
	10/25/2017	MWDOC - KP -6	Anaheim City School District	144	131
	10/25/2017	MWDOC - KP -5	Anaheim City School District	115	124
	10/26/2017	MWDOC - KP -1	Anaheim City School District	119	114
	10/26/2017	MWDOC - KP -2	Anaheim City School District	106	119
	10/26/2017	MWDOC - KP -4	Anaheim City School District	97	106
Orange Grove Elementary School Anaheim					
	10/10/2017	MWDOC - KP -1	Anaheim City School District	93	87

Anaheim, City of

Totals For: Anaheim, City of					
10/10/2017	MWDOC - KP -6	Anaheim City School District	88	7311	6954
10/10/2017	MWDOC - KP -3	Anaheim City School District	90		88
10/12/2017	MWDOC - KP -4	Anaheim City School District	93		92
10/12/2017	MWDOC - KP -5	Anaheim City School District	81		91
10/12/2017	MWDOC - KP -2	Anaheim City School District	79		62

Powell (Baden) Elementary School

12/7/2017	MWDOC - KP -5	Magnolia School District	80		80
12/7/2017	MWDOC - KP -4	Magnolia School District	80		63

Reid (Twila) Elementary School

10/3/2017	MWDOC - KP -1	Savanna School District	75		76
10/3/2017	MWDOC - KP -3	Savanna School District	90		110
10/3/2017	MWDOC - KP -4	Savanna School District	90		100
10/4/2017	MWDOC - KP -5	Savanna School District	81		87
10/4/2017	MWDOC - KP -2	Savanna School District	83		91
10/4/2017	MWDOC - KP -6	Savanna School District	71		94

Revere (Paul) Elementary School

10/11/2017	MWDOC - KP -5	Anaheim City School District	116		116
10/11/2017	MWDOC - KP -6	Anaheim City School District	113		112
10/11/2017	MWDOC - KP -4	Anaheim City School District	110		125

Westmont Elementary School  
Anaheim

12/11/2017	MWDOC - KP -1	Anaheim City School District	84		90
------------	---------------	------------------------------	----	--	----



Anaheim, City of

Totals For: Anaheim, City of					
12/11/2017	MWDOC - KP -2	Anaheim City School District	90	7311	6954
12/11/2017	MWDOC - KP -4	Anaheim City School District	101		96
12/11/2017	MWDOC - KP -3	Anaheim City School District	81		83
12/11/2017	MWDOC - KP -6	Anaheim City School District	119		110
12/11/2017	MWDOC - KP -5	Anaheim City School District	106		106

Brea, City of

Christ Lutheran School Brea

Totals For: Brea, City of			1376	1029
---------------------------	--	--	------	------

10/27/2017	MWDOC - KP -1	Private	20	16
10/27/2017	MWDOC - KP -2	Private	22	20
10/27/2017	MWDOC - KP -4	Private	50	49

Country Hills Elementary School  
Brea

1/8/2018	MWDOC - KP -1	Brea-Olinda Unified School District	80	59
1/8/2018	MWDOC - KP -6	Brea-Olinda Unified School District	79	106
1/8/2018	MWDOC - KP -3	Brea-Olinda Unified School District	81	71
1/22/2018	MWDOC - KP -2	Brea-Olinda Unified School District	63	73
1/22/2018	MWDOC - KP -5	Brea-Olinda Unified School District	79	61
1/22/2018	MWDOC - KP -4	Brea-Olinda Unified School District	63	86

Fanning (William) Elementary  
School Brea

6/5/2018	MWDOC - KP -3	Brea-Olinda Unified School District	65	0
6/5/2018	MWDOC - KP -1	Brea-Olinda Unified School District	57	0
6/5/2018	MWDOC - KP -5	Brea-Olinda Unified School District	67	0
6/7/2018	MWDOC - KP -4	Brea-Olinda Unified School District	72	0
6/7/2018	MWDOC - KP -2	Brea-Olinda Unified School District	67	0
6/7/2018	MWDOC - KP -6	Brea-Olinda Unified School District	68	0

Brea, City of

Mariposa Elementary School  
Brea

Totals For: Brea, City of			1376	1029
10/4/2017	MWDOC - KP -1	Brea-Olinda Unified School District	83	63
10/4/2017	MWDOC - KP -3	Brea-Olinda Unified School District	60	61
10/4/2017	MWDOC - KP -2	Brea-Olinda Unified School District	60	75
10/6/2017	MWDOC - KP -5	Brea-Olinda Unified School District	82	95
10/6/2017	MWDOC - KP -6	Brea-Olinda Unified School District	87	81
10/6/2017	MWDOC - KP -4	Brea-Olinda Unified School District	71	113

Buena Park, City of

Beatty (Gordon H) Elementary  
School Buena Park

Totals For: Buena Park, City of					
---------------------------------	--	--	--	--	--

Dysinger (Glen H) Elementary School	2/2/2018	MWDOC - KP -2	Buena Park School District	98	93
	2/2/2018	MWDOC - KP -4	Buena Park School District	115	117
	2/2/2018	MWDOC - KP -5	Buena Park School District	106	114
	2/2/2018	MWDOC - KP -3	Buena Park School District	112	111
	2/2/2018	MWDOC - KP -1	Buena Park School District	93	95
	2/5/2018	MWDOC - KP -1	Centralia Elementary School District	62	62
	2/5/2018	MWDOC - KP -2	Centralia Elementary School District	69	63
	2/5/2018	MWDOC - KP -4	Centralia Elementary School District	69	66
	2/5/2018	MWDOC - KP -6	Centralia Elementary School District	70	77
	2/5/2018	MWDOC - KP -3	Centralia Elementary School District	85	61
Emery (Charles G) Elementary School Buena Park	2/5/2018	MWDOC - KP -5	Centralia Elementary School District	72	65
	9/20/2017	MWDOC - KP -5	Buena Park School District	70	76
	4/4/2018	MWDOC - KP -1	Buena Park School District	80	94
	4/4/2018	MWDOC - KP -2	Buena Park School District	80	76

Buena Park, City of

Gilbert (Carl E) Elementary  
School Buena Park

Totals For: Buena Park, City of					2079
---------------------------------	--	--	--	--	------

1/16/2018	MWDOC - KP -1	Buena Park School District	96	91
1/16/2018	MWDOC - KP -5	Buena Park School District	90	88
1/16/2018	MWDOC - KP -4	Buena Park School District	77	90
1/17/2018	MWDOC - KP -2	Buena Park School District	92	93
1/17/2018	MWDOC - KP -6	Buena Park School District	90	91
1/17/2018	MWDOC - KP -3	Buena Park School District	87	85
11/7/2017	MWDOC - KP -4	Buena Park School District	74	68
11/7/2017	MWDOC - KP -2	Buena Park School District	64	59
11/7/2017	MWDOC - KP -3	Buena Park School District	62	70
11/7/2017	MWDOC - KP -6	Buena Park School District	51	51
11/7/2017	MWDOC - KP -1	Buena Park School District	65	65
11/7/2017	MWDOC - KP -5	Buena Park School District	55	58

Pendleton (Mabel L) Elementary  
School

El Toro Water District

Abiding Savior Lutheran School

Totals For: El Toro Water District			1279	856
------------------------------------	--	--	------	-----

2/6/2018	MWDOC - KP -3	Private	20	20
2/6/2018	MWDOC - KP -1	Private	20	20
2/6/2018	MWDOC - KP -2	Private	20	20

Del Cerro Elementary School

10/31/2017	MWDOC - KP -3	Saddleback Valley Unified School District	70	72
10/31/2017	MWDOC - KP -4	Saddleback Valley Unified School District	61	61
10/31/2017	MWDOC - KP -1	Saddleback Valley Unified School District	62	62
10/31/2017	MWDOC - KP -5	Saddleback Valley Unified School District	74	76
10/31/2017	MWDOC - KP -2	Saddleback Valley Unified School District	74	74
10/31/2017	MWDOC - KP -6	Saddleback Valley Unified School District	85	83

Grace Christian School Lake Forest

9/29/2017	MWDOC - KP -4	Private	15	15
9/29/2017	MWDOC - KP -2	Private	19	19
9/29/2017	MWDOC - KP -3	Private	9	9
9/29/2017	MWDOC - KP -5	Private	9	9
9/29/2017	MWDOC - KP -1	Private	35	31

Olivewood Elementary School

4/30/2018	MWDOC - KP -4	Saddleback Valley Unified School District	135	0
4/30/2018	MWDOC - KP -6	Saddleback Valley Unified School District	67	0
4/30/2018	MWDOC - KP -5	Saddleback Valley Unified School District	61	0

El Toro Water District	Totals For: El Toro Water District				
	4/30/2018	MWDOC - KP -2	Saddleback Valley Unified School District	83	856
	4/30/2018	MWDOC - KP -1	Saddleback Valley Unified School District	66	0
	San Joaquin Elementary School				
	10/3/2017	MWDOC - KP -2	Saddleback Valley Unified School District	44	26
	10/3/2017	MWDOC - KP -4	Saddleback Valley Unified School District	56	60
	10/3/2017	MWDOC - KP -1	Saddleback Valley Unified School District	56	58
	10/3/2017	MWDOC - KP -5	Saddleback Valley Unified School District	47	46
	10/3/2017	MWDOC - KP -3	Saddleback Valley Unified School District	39	40
	10/3/2017	MWDOC - KP -6	Saddleback Valley Unified School District	52	55

Fountain Valley, City of

Courreges (Roch) Elementary School

Totals For: Fountain Valley, City of			1246	1228
--------------------------------------	--	--	------	------

3/6/2018	MWDOC - KP -1	Fountain Valley School District	123	107
3/6/2018	MWDOC - KP -3	Fountain Valley School District	108	110
3/6/2018	MWDOC - KP -2	Fountain Valley School District	85	112
3/7/2018	MWDOC - KP -4	Fountain Valley School District	109	116
3/7/2018	MWDOC - KP -5	Fountain Valley School District	130	103

Gisler (Robert) Elementary School

12/15/2017	MWDOC - KP -4	Fountain Valley School District	96	93
12/15/2017	MWDOC - KP -5	Fountain Valley School District	95	97
12/15/2017	MWDOC - KP -2	Fountain Valley School District	90	77

Plavan (Urbain H) Elementary School

11/28/2017	MWDOC - KP -4	Fountain Valley School District	92	93
11/28/2017	MWDOC - KP -1	Fountain Valley School District	75	77
11/28/2017	MWDOC - KP -3	Fountain Valley School District	92	93
11/28/2017	MWDOC - KP -2	Fountain Valley School District	83	82
11/28/2017	MWDOC - KP -5	Fountain Valley School District	68	68



Fullerton, City of	Totals For: Fullerton, City of				
				963	975
Acacia Elementary School	9/15/2017	MWDOC - KP -4	Fullerton School District	103	104
	10/19/2017	MWDOC - KP -6	Fullerton School District	65	105
Commonwealth Elementary School	2/14/2018	MWDOC - KP -5	Fullerton School District	60	57
	2/14/2018	MWDOC - KP -6	Fullerton School District	65	62
	2/14/2018	MWDOC - KP -1	Fullerton School District	70	64
	2/21/2018	MWDOC - KP -4	Fullerton School District	80	70
	2/21/2018	MWDOC - KP -2	Fullerton School District	50	43
	2/21/2018	MWDOC - KP -3	Fullerton School District	50	60
Maple Elementary School Fullerton	1/10/2018	MWDOC - KP -1	Fullerton School District	50	32
	1/10/2018	MWDOC - KP -5	Fullerton School District	50	52
	1/10/2018	MWDOC - KP -6	Fullerton School District	50	60
	1/17/2018	MWDOC - KP -3	Fullerton School District	50	50
	1/17/2018	MWDOC - KP -2	Fullerton School District	50	45
Sunset Lane Elementary School	1/17/2018	MWDOC - KP -4	Fullerton School District	50	50
	2/20/2018	MWDOC - KP -5	Fullerton School District	60	62
	2/20/2018	MWDOC - KP -5	Fullerton School District	60	59

Garden Grove, City of

Anderson (H.B) Elementary School

Totals For: Garden Grove, City of					2870
-----------------------------------	--	--	--	--	------

10/23/2017	MWDOC - KP -5	Westminster School District	50	65
10/23/2017	MWDOC - KP -1	Westminster School District	65	76
10/23/2017	MWDOC - KP -3	Westminster School District	70	71
10/23/2017	MWDOC - KP -4	Westminster School District	70	72
10/23/2017	MWDOC - KP -2	Westminster School District	85	63
10/23/2017	MWDOC - KP -6	Westminster School District	75	61
9/19/2017	MWDOC - KP -4	Garden Grove Unified School District	57	56
2/22/2018	MWDOC - KP -2	Garden Grove Unified School District	94	94
2/22/2018	MWDOC - KP -4	Garden Grove Unified School District	96	96
2/22/2018	MWDOC - KP -6	Garden Grove Unified School District	108	108
2/23/2018	MWDOC - KP -3	Garden Grove Unified School District	84	80
2/23/2018	MWDOC - KP -5	Garden Grove Unified School District	104	102
2/23/2018	MWDOC - KP -1	Garden Grove Unified School District	85	90
2/8/2018	MWDOC - KP -6	Garden Grove Unified School District	100	90

Clinton-Mendenhall Elementary School

Garden Grove, City of

Totals For: Garden Grove, City of					
		MWDOC - KP -1	Garden Grove Unified School District	80	2870
	5/10/2018				0
	5/10/2018	MWDOC - KP -4	Garden Grove Unified School District	92	0
	5/10/2018	MWDOC - KP -2	Garden Grove Unified School District	80	0
Cook (A.J.) Elementary School					
	12/15/2017	MWDOC - KP -6	Garden Grove Unified School District	58	31
	12/15/2017	MWDOC - KP -5	Garden Grove Unified School District	41	61
	12/15/2017	MWDOC - KP -3	Garden Grove Unified School District	44	61
	12/15/2017	MWDOC - KP -4	Garden Grove Unified School District	52	34
	12/15/2017	MWDOC - KP -1	Garden Grove Unified School District	48	48
	12/15/2017	MWDOC - KP -2	Garden Grove Unified School District	52	52
Excelsior Elementary School Garden Grove					
	3/30/2018	MWDOC - KP -2	Garden Grove Unified School District	60	62
Hill (Merton E) Elementary School					
	9/27/2017	MWDOC - KP -4	Garden Grove Unified School District	42	42
	9/27/2017	MWDOC - KP -1	Garden Grove Unified School District	64	64
	9/27/2017	MWDOC - KP -5	Garden Grove Unified School District	51	51
	9/28/2017	MWDOC - KP -2	Garden Grove Unified School District	40	40
	9/28/2017	MWDOC - KP -3	Garden Grove Unified School District	42	42

Garden Grove, City of

Morningside Elementary School Garden Grove	9/28/2017	Totals For: Garden Grove, City of			
		MWDOC - KP -6	Garden Grove Unified School District	54	54
Simmons (Linton T) Elementary School	3/27/2018				
		MWDOC - KP -5	Garden Grove Unified School District	85	64
Violette (C.C.) Elementary School	12/1/2017	MWDOC - KP -1	Garden Grove Unified School District	61	60
		MWDOC - KP -4	Garden Grove Unified School District	57	57
		MWDOC - KP -2	Garden Grove Unified School District	57	56
		MWDOC - KP -5	Garden Grove Unified School District	64	57
		MWDOC - KP -3	Garden Grove Unified School District	68	64
		MWDOC - KP -6	Garden Grove Unified School District	64	58
	10/24/2017	MWDOC - KP -2	Garden Grove Unified School District	64	57
		MWDOC - KP -3	Garden Grove Unified School District	72	55
		MWDOC - KP -6	Garden Grove Unified School District	73	58
		MWDOC - KP -1	Garden Grove Unified School District	65	59
		MWDOC - KP -4	Garden Grove Unified School District	65	64
		MWDOC - KP -5	Garden Grove Unified School District	59	61

Garden Grove, City of

Woodbury Elementary School  
Garden Grove

Totals For: Garden Grove, City of			3239	2870
10/3/2017	MWDOC - KP -6	Garden Grove Unified School District	54	53
10/3/2017	MWDOC - KP -5	Garden Grove Unified School District	62	60
10/3/2017	MWDOC - KP -4	Garden Grove Unified School District	50	48
10/5/2017	MWDOC - KP -3	Garden Grove Unified School District	64	59
10/5/2017	MWDOC - KP -2	Garden Grove Unified School District	57	56
10/5/2017	MWDOC - KP -1	Garden Grove Unified School District	55	58

<u>Agency Name</u>	<u>Presentation Date</u>	<u>Event Name</u>	<u>School District</u>	<u>Reserved</u>	<u>Actual</u>
--------------------	------------------------------	-------------------	------------------------	-----------------	---------------

Golden State Water

Parkview Elementary School  
Garden Grove

Totals For: Golden State Water				207
11/16/2017	MWDOC - KP -6	Garden Grove Unified School District		71
11/16/2017	MWDOC - KP -4	Garden Grove Unified School District		65
11/16/2017	MWDOC - KP -5	Garden Grove Unified School District		71

<u>Agency Name</u>	<u>Presentation Date</u>	<u>Event Name</u>	<u>School District</u>	<u>Reserved</u>	<u>Actual</u>
--------------------	--------------------------	-------------------	------------------------	-----------------	---------------

Huntington Beach, City of

Totals For: Huntington Beach, City of					4203
---------------------------------------	--	--	--	--	------

Carden Conservatory

4/17/2018	MWDOC - KP -2	Private	18	0
4/17/2018	MWDOC - KP -4	Private	15	0
4/17/2018	MWDOC - KP -6	Private	15	0

Circle View Elementary School

1/11/2018	MWDOC - KP -2	Ocean View School District	104	104
1/11/2018	MWDOC - KP -3	Ocean View School District	105	174
1/11/2018	MWDOC - KP -1	Ocean View School District	97	99
1/11/2018	MWDOC - KP -5	Ocean View School District	75	93
1/18/2018	MWDOC - KP -2	Ocean View School District	104	78
1/18/2018	MWDOC - KP -4	Ocean View School District	65	49
1/18/2018	MWDOC - KP -4	Ocean View School District	64	25
1/18/2018	MWDOC - KP -5	Ocean View School District	75	79

Clegg (Ada) Elementary School

1/12/2018	MWDOC - KP -5	Westminster School District	97	96
1/12/2018	MWDOC - KP -3	Westminster School District	98	98
1/12/2018	MWDOC - KP -1	Westminster School District	115	116
1/12/2018	MWDOC - KP -4	Westminster School District	86	90
1/12/2018	MWDOC - KP -2	Westminster School District	76	75

<u>Agency Name</u>	<u>Presentation Date</u>	<u>Event Name</u>	<u>School District</u>	<u>Reserved</u>	<u>Actual</u>
--------------------	--------------------------	-------------------	------------------------	-----------------	---------------

Huntington Beach, City of

Totals For: Huntington Beach, City of			4958	4203
---------------------------------------	--	--	------	------

College View Elementary School

2/8/2018	MWDOC - KP -4	Ocean View School District	64	56
2/8/2018	MWDOC - KP -3	Ocean View School District	75	74
2/8/2018	MWDOC - KP -2	Ocean View School District	50	49
2/8/2018	MWDOC - KP -5	Ocean View School District	63	58
2/8/2018	MWDOC - KP -1	Ocean View School District	65	59

Eader (John H) Elementary School

2/20/2018	MWDOC - KP -5	Huntington Beach City School District	105	88
2/20/2018	MWDOC - KP -1	Huntington Beach City School District	110	84
2/20/2018	MWDOC - KP -3	Huntington Beach City School District	90	90
2/28/2018	MWDOC - KP -2	Huntington Beach City School District	80	100
2/28/2018	MWDOC - KP -4	Huntington Beach City School District	95	80

Hawes (Ralph E) Elementary School

3/7/2018	MWDOC - KP -3	Huntington Beach City School District	101	96
3/7/2018	MWDOC - KP -2	Huntington Beach City School District	90	114
3/7/2018	MWDOC - KP -4	Huntington Beach City School District	105	89
3/7/2018	MWDOC - KP -1	Huntington Beach City School District	100	87
3/7/2018	MWDOC - KP -5	Huntington Beach City School District	100	116



<u>Agency Name</u>	<u>Presentation Date</u>	<u>Event Name</u>	<u>School District</u>	<u>Reserved</u>	<u>Actual</u>
--------------------	--------------------------	-------------------	------------------------	-----------------	---------------

Huntington Beach, City of

Totals For: Huntington Beach, City of			4958	4203
---------------------------------------	--	--	------	------

Huntington Seaciff Elementary School

4/23/2018	MWDOC - KP -5	Huntington Beach City School District	120	0
-----------	---------------	---------------------------------------	-----	---

Lake View Elementary School  
Huntington Beach

1/23/2018	MWDOC - KP -2	Ocean View School District	40	65
-----------	---------------	----------------------------	----	----

1/23/2018	MWDOC - KP -1	Ocean View School District	40	74
-----------	---------------	----------------------------	----	----

1/23/2018	MWDOC - KP -4	Ocean View School District	40	64
-----------	---------------	----------------------------	----	----

1/23/2018	MWDOC - KP -3	Ocean View School District	40	37
-----------	---------------	----------------------------	----	----

1/23/2018	MWDOC - KP -5	Ocean View School District	40	37
-----------	---------------	----------------------------	----	----

Moffett (S A) Elementary School  
Huntington Beach

4/9/2018	MWDOC - KP -5	Huntington Beach City School District	96	0
----------	---------------	---------------------------------------	----	---

4/9/2018	MWDOC - KP -4	Huntington Beach City School District	105	0
----------	---------------	---------------------------------------	-----	---

4/9/2018	MWDOC - KP -3	Huntington Beach City School District	85	0
----------	---------------	---------------------------------------	----	---

4/9/2018	MWDOC - KP -1	Huntington Beach City School District	93	0
----------	---------------	---------------------------------------	----	---

4/9/2018	MWDOC - KP -2	Huntington Beach City School District	96	0
----------	---------------	---------------------------------------	----	---

Oak View Elementary School

12/11/2017	MWDOC - KP -1	Ocean View School District	103	97
------------	---------------	----------------------------	-----	----

12/11/2017	MWDOC - KP -2	Ocean View School District	104	90
------------	---------------	----------------------------	-----	----

12/11/2017	MWDOC - KP -5	Ocean View School District	114	109
------------	---------------	----------------------------	-----	-----

<u>Agency Name</u>	<u>Presentation Date</u>	<u>Event Name</u>	<u>School District</u>	<u>Reserved</u>	<u>Actual</u>
--------------------	--------------------------	-------------------	------------------------	-----------------	---------------

Huntington Beach, City of

Totals For: Huntington Beach, City of					4203
---------------------------------------	--	--	--	--	------

	12/11/2017	MWDOC - KP -3	Ocean View School District	110	93
	12/11/2017	MWDOC - KP -4	Ocean View School District	103	95
Oka (Isojiro) Elementary School					
	1/12/2018	MWDOC - KP -1	Fountain Valley School District	93	86
	1/12/2018	MWDOC - KP -3	Fountain Valley School District	71	95
	1/12/2018	MWDOC - KP -4	Fountain Valley School District	81	64
	1/12/2018	MWDOC - KP -2	Fountain Valley School District	59	54
	1/12/2018	MWDOC - KP -5	Fountain Valley School District	81	50
Saint Bonaventure Catholic School					
	1/29/2018	MWDOC - KP -1	Private	47	35
	1/29/2018	MWDOC - KP -5	Private	51	60
	1/29/2018	MWDOC - KP -2	Private	63	54
	1/29/2018	MWDOC - KP -4	Private	66	63
	1/29/2018	MWDOC - KP -3	Private	68	52
Saints Simon and Jude Elementary School					
	2/26/2018	MWDOC - KP -4	Private	35	36
	2/26/2018	MWDOC - KP -3	Private	53	42
	2/26/2018	MWDOC - KP -2	Private	46	44
	2/26/2018	MWDOC - KP -5	Private	48	46
	2/26/2018	MWDOC - KP -1	Private	41	41
Sun View Elementary School					
	11/28/2017	MWDOC - KP -2	Ocean View School District	37	32

Huntington Beach, City of

Totals For: Huntington Beach, City of					
11/28/2017	MWDOC - KP -5	Ocean View School District	25	23	
11/28/2017	MWDOC - KP -1	Ocean View School District	16	16	
11/28/2017	MWDOC - KP -3	Ocean View School District	35	26	
11/28/2017	MWDOC - KP -4	Ocean View School District	21	23	
Village View Elementary School					
12/5/2017	MWDOC - KP -5	Ocean View School District	90	84	

La Habra, City of

Arbolita Elementary School

Totals For: La Habra, City of					1588	1597
-------------------------------	--	--	--	--	------	------

9/8/2017	MWDOC - KP -3	La Habra City School District	107	58
9/8/2017	MWDOC - KP -1	La Habra City School District	107	120
9/8/2017	MWDOC - KP -2	La Habra City School District	107	119
2/1/2018	MWDOC - KP -1	Lowell Joint School District	67	63
2/1/2018	MWDOC - KP -6	Lowell Joint School District	62	65
2/1/2018	MWDOC - KP -2	Lowell Joint School District	63	62
2/1/2018	MWDOC - KP -4	Lowell Joint School District	75	67
2/1/2018	MWDOC - KP -3	Lowell Joint School District	59	53
2/1/2018	MWDOC - KP -5	Lowell Joint School District	61	72

Sierra Vista Elementary School  
La Habra

2/22/2018	MWDOC - KP -4	La Habra City School District	75	75
2/22/2018	MWDOC - KP -3	La Habra City School District	75	85
2/22/2018	MWDOC - KP -5	La Habra City School District	75	53
2/23/2018	MWDOC - KP -4	La Habra City School District	75	87
2/23/2018	MWDOC - KP -3	La Habra City School District	75	63
2/23/2018	MWDOC - KP -5	La Habra City School District	75	106

La Habra, City of

Walnut Elementary School La Habra

10/11/2017

MWDOC - KP -5

La Habra City School District

90

96

10/11/2017

MWDOC - KP -5

La Habra City School District

90

97

Washington Middle School La Habra

1/19/2018

MWDOC - KP -6

La Habra City School District

125

151

1/19/2018

MWDOC - KP -6

La Habra City School District

125

105

Totals For: La Habra, City of					1588	1597
-------------------------------	--	--	--	--	------	------

<u>Agency Name</u>	<u>Presentation Date</u>	<u>Event Name</u>	<u>School District</u>	<u>Reserved</u>	<u>Actual</u>
--------------------	--------------------------	-------------------	------------------------	-----------------	---------------

La Palma, City of

Los Coyotes Elementary School

		<b>Totals For: La Palma, City of</b>			<b>365</b>
1/12/2018	MWDOC - KP -1	Centralia Elementary School District	72	76	
1/12/2018	MWDOC - KP -4	Centralia Elementary School District	77	61	
1/12/2018	MWDOC - KP -3	Centralia Elementary School District	80	72	
1/12/2018	MWDOC - KP -5	Centralia Elementary School District	80	84	
1/12/2018	MWDOC - KP -2	Centralia Elementary School District	75	72	

Mesa Water District	Totals For: Mesa Water District					675
	Adams Elementary School Costa Mesa	6/12/2018	MWDOC - KP -5	Newport-Mesa Unified School District	60	0
	California Elementary School Costa Mesa	2/7/2018	MWDOC - KP -5	Newport-Mesa Unified School District	61	62
	College Park Elementary School Costa Mesa	11/21/2017	MWDOC - KP -5	Newport-Mesa Unified School District	80	84
	Davis (Maude B) Elementary Magnet School	12/1/2017	MWDOC - KP -5	Newport-Mesa Unified School District	91	87
	Kaiser Elementary School	1/29/2018	MWDOC - KP -5	Newport-Mesa Unified School District	120	67
	Paularino Elementary School	1/29/2018	MWDOC - KP -5	Newport-Mesa Unified School District	61	72
	Rea (Everett A) Elementary School	6/13/2018	MWDOC - KP -5	Newport-Mesa Unified School District	60	0
	Victoria Elementary School Costa Mesa	1/11/2018	MWDOC - KP -5	Newport-Mesa Unified School District	65	65
		12/5/2017	MWDOC - KP -5	Newport-Mesa Unified School District	47	45

Mesa Water District			Totals For: Mesa Water District	831	675
Whittier Elementary School Costa Mesa	11/21/2017	MWDOC - KP -5	Newport-Mesa Unified School District	59	66
Wilson Elementary School Costa Mesa	11/21/2017	MWDOC - KP -5	Newport-Mesa Unified School District	62	62
	12/7/2017	MWDOC - KP -5	Newport-Mesa Unified School District	65	65



Moulton Niguel Water District

Avila (Don Juan) Elementary School

4/13/2018	MWDOC - KP -5	Capistrano Unified School District	140	0
4/13/2018	MWDOC - KP -2	Capistrano Unified School District	128	0

Bergeson (Marian) Elementary School

4/13/2018	MWDOC - KP -2	Capistrano Unified School District	92	0
4/13/2018	MWDOC - KP -5	Capistrano Unified School District	120	0
4/20/2018	MWDOC - KP -1	Capistrano Unified School District	118	0
4/20/2018	MWDOC - KP -4	Capistrano Unified School District	122	0
4/20/2018	MWDOC - KP -3	Capistrano Unified School District	120	0

Hidden Hills Elementary School

4/10/2018	MWDOC - KP -3	Capistrano Unified School District	56	0
4/10/2018	MWDOC - KP -2	Capistrano Unified School District	60	0
4/10/2018	MWDOC - KP -1	Capistrano Unified School District	58	0
4/10/2018	MWDOC - KP -4	Capistrano Unified School District	122	0

Laguna Niguel Elementary School

2/13/2018	MWDOC - KP -3	Capistrano Unified School District	94	86
2/13/2018	MWDOC - KP -4	Capistrano Unified School District	90	90
2/13/2018	MWDOC - KP -2	Capistrano Unified School District	90	82

Totals For: Moulton Niguel Water District

4025 2497

<u>Agency Name</u>	<u>Presentation Date</u>	<u>Event Name</u>	<u>School District</u>	<u>Reserved</u>	<u>Actual</u>
--------------------	--------------------------	-------------------	------------------------	-----------------	---------------

Moulton Niguel Water District

<b>Totals For: Moulton Niguel Water District</b>				<b>4025</b>	<b>2497</b>
	2/13/2018	MWDOC - KP -1	Capistrano Unified School District	80	90
	2/13/2018	MWDOC - KP -5	Capistrano Unified School District	108	89
	2/1/2018	MWDOC - KP -4	Saddleback Valley Unified School District	46	44
	2/1/2018	MWDOC - KP -2	Saddleback Valley Unified School District	43	42
	2/1/2018	MWDOC - KP -6	Saddleback Valley Unified School District	52	49
	2/8/2018	MWDOC - KP -1	Saddleback Valley Unified School District	57	52
	2/8/2018	MWDOC - KP -5	Saddleback Valley Unified School District	52	56
	2/8/2018	MWDOC - KP -3	Saddleback Valley Unified School District	42	54
	3/28/2018	MWDOC - KP -5	Capistrano Unified School District	65	65
	3/28/2018	MWDOC - KP -5	Capistrano Unified School District	65	65
	3/28/2018	MWDOC - KP -3	Capistrano Unified School District	120	120
	12/4/2017	MWDOC - KP -3	Saddleback Valley Unified School District	40	59
	12/4/2017	MWDOC - KP -1	Saddleback Valley Unified School District	40	58
	12/4/2017	MWDOC - KP -5	Saddleback Valley Unified School District	40	35
	12/4/2017	MWDOC - KP -2	Saddleback Valley Unified School District	40	27

Linda Vista Elementary School  
Mission Viejo

Malcom (John) Elementary School

Montevideo Elementary School  
Mission Viejo

Moulton Niguel Water District

Moulton Elementary School

Totals For: Moulton Niguel Water District			4025	2497
---	--	--	------	------

5/1/2018	MWDOC - KP -3	Capistrano Unified School District	100	0
5/1/2018	MWDOC - KP -2	Capistrano Unified School District	100	0
5/1/2018	MWDOC - KP -5	Capistrano Unified School District	100	0
5/1/2018	MWDOC - KP -1	Capistrano Unified School District	100	0
5/1/2018	MWDOC - KP -4	Capistrano Unified School District	100	0

Oak Grove Elementary School

2/21/2018	MWDOC - KP -1	Capistrano Unified School District	64	62
2/21/2018	MWDOC - KP -1	Capistrano Unified School District	64	59

Orange County Academy of Sciences and Art

12/13/2017	MWDOC - KP -2	Capistrano Unified School District	60	60
12/13/2017	MWDOC - KP -4	Capistrano Unified School District	60	78
12/13/2017	MWDOC - KP -6	Capistrano Unified School District	60	78

Viejo Elementary School

2/27/2018	MWDOC - KP -5	Capistrano Unified School District	62	83
2/27/2018	MWDOC - KP -2	Capistrano Unified School District	85	92
2/27/2018	MWDOC - KP -1	Capistrano Unified School District	70	86

Moulton Niguel Water District

White (George L) Elementary School

Totals For: Moulton Niguel Water District			4025	2497
---	--	--	------	------

3/6/2018	MWDOC - KP -1	Capistrano Unified School District	95	82
3/6/2018	MWDOC - KP -4	Capistrano Unified School District	90	90
3/6/2018	MWDOC - KP -3	Capistrano Unified School District	95	95
3/6/2018	MWDOC - KP -2	Capistrano Unified School District	100	110
3/6/2018	MWDOC - KP -5	Capistrano Unified School District	15	12

Wood Canyon Elementary School

9/29/2017	MWDOC - KP -5	Capistrano Unified School District	60	80
9/29/2017	MWDOC - KP -4	Capistrano Unified School District	80	60
9/29/2017	MWDOC - KP -1	Capistrano Unified School District	60	65
9/29/2017	MWDOC - KP -2	Capistrano Unified School District	50	78
9/29/2017	MWDOC - KP -3	Capistrano Unified School District	55	64

Orange, City of

California Elementary School  
Orange

Totals For: Orange, City of					1864
-----------------------------	--	--	--	--	------

2/22/2018	MWDOC - KP -4	Orange Unified School District	84	85
2/22/2018	MWDOC - KP -3	Orange Unified School District	90	90
2/22/2018	MWDOC - KP -2	Orange Unified School District	104	104
2/22/2018	MWDOC - KP -1	Orange Unified School District	90	89

Cambridge Elementary School

11/13/2017	MWDOC - KP -3	Orange Unified School District	58	58
11/13/2017	MWDOC - KP -5	Orange Unified School District	84	83
11/13/2017	MWDOC - KP -4	Orange Unified School District	70	69
11/13/2017	MWDOC - KP -6	Orange Unified School District	67	67
11/13/2017	MWDOC - KP -2	Orange Unified School District	55	61
11/13/2017	MWDOC - KP -1	Orange Unified School District	86	86

Holy Family Cathedral School  
Orange

3/13/2018	MWDOC - KP -4	Private	30	52
3/13/2018	MWDOC - KP -5	Private	30	44
3/13/2018	MWDOC - KP -3	Private	45	43
3/13/2018	MWDOC - KP -6	Private	50	50
3/13/2018	MWDOC - KP -1	Private	40	46
3/13/2018	MWDOC - KP -2	Private	40	45

Jordan Elementary School  
Orange

3/1/2018	MWDOC - KP -1	Orange Unified School District	65	80
----------	---------------	--------------------------------	----	----

Orange, City of

Totals For: Orange, City of					
		MWDOC - KP -5	Orange Unified School District	2350	1864
Linda Vista Elementary School Orange	3/1/2018	MWDOC - KP -5	Orange Unified School District	44	60
	3/1/2018	MWDOC - KP -3	Orange Unified School District	54	54
	3/2/2018	MWDOC - KP -2	Orange Unified School District	48	27
	3/2/2018	MWDOC - KP -4	Orange Unified School District	66	64
	3/2/2018	MWDOC - KP -6	Orange Unified School District	61	35
McPherson Magnet Elementary School	9/28/2017	MWDOC - KP -5	Orange Unified School District	65	65
	10/6/2017	MWDOC - KP -3	Orange Unified School District	91	89
Taft Elementary School Orange	4/13/2018	MWDOC - KP -4	Orange Unified School District	65	0
	4/13/2018	MWDOC - KP -2	Orange Unified School District	89	0
	4/13/2018	MWDOC - KP -1	Orange Unified School District	75	0
	4/13/2018	MWDOC - KP -5	Orange Unified School District	93	0
	4/13/2018	MWDOC - KP -3	Orange Unified School District	90	0
	4/13/2018	MWDOC - KP -6	Orange Unified School District	96	0
West Orange Elementary School	3/9/2018	MWDOC - KP -5	Orange Unified School District	57	55

Orange, City of		<b>Totals For: Orange, City of</b>			
	3/9/2018	MWDOC - KP -1	Orange Unified School District	69	66
	3/9/2018	MWDOC - KP -2	Orange Unified School District	61	61
	3/9/2018	MWDOC - KP -3	Orange Unified School District	75	76
	3/9/2018	MWDOC - KP -4	Orange Unified School District	63	60

San Clemente, City of

Benedict (Truman) Elementary School

Totals For: San Clemente, City of					632
-----------------------------------	--	--	--	--	-----

2/12/2018	MWDOC - KP -2	Capistrano Unified School District	94	82
2/12/2018	MWDOC - KP -3	Capistrano Unified School District	100	100
2/12/2018	MWDOC - KP -1	Capistrano Unified School District	118	106
2/12/2018	MWDOC - KP -4	Capistrano Unified School District	93	71
2/15/2018	MWDOC - KP -5	Capistrano Unified School District	59	57
2/15/2018	MWDOC - KP -5	Capistrano Unified School District	59	63
1/26/2018	MWDOC - KP -1	Capistrano Unified School District	68	78
1/26/2018	MWDOC - KP -1	Capistrano Unified School District	71	75

Las Palmas Elementary School



San Juan Capistrano, City of

Ambuehl (Harold) Elementary School

Totals For: San Juan Capistrano, City of			985	810
--	--	--	-----	-----

9/20/2017	MWDOC - KP -3	Capistrano Unified School District	60	75
9/20/2017	MWDOC - KP -4	Capistrano Unified School District	60	70
9/20/2017	MWDOC - KP -5	Capistrano Unified School District	60	61
9/20/2017	MWDOC - KP -2	Capistrano Unified School District	60	55
9/20/2017	MWDOC - KP -1	Capistrano Unified School District	60	58

Del Obispo Elementary School

12/13/2017	MWDOC - KP -3	Capistrano Unified School District	60	57
------------	---------------	------------------------------------	----	----

Kinoshita Elementary School

11/6/2017	MWDOC - KP -5	Capistrano Unified School District	110	106
11/6/2017	MWDOC - KP -3	Capistrano Unified School District	92	86
11/6/2017	MWDOC - KP -1	Capistrano Unified School District	80	75
11/7/2017	MWDOC - KP -4	Capistrano Unified School District	87	77
11/7/2017	MWDOC - KP -2	Capistrano Unified School District	93	90

Saddleback Valley Christian School

4/19/2018	MWDOC - KP -1	Private	20	0
4/19/2018	MWDOC - KP -2	Private	39	0
4/19/2018	MWDOC - KP -3	Private	38	0
4/19/2018	MWDOC - KP -4	Private	40	0
4/19/2018	MWDOC - KP -5	Private	26	0

Santa Ana, City of

Adams (John) Elementary School  
Santa Ana

Totals For: Santa Ana, City of	12842	10300
--------------------------------	-------	-------

5/15/2018	MWDOC - KP -1	Santa Ana Unified School District	86	0
5/15/2018	MWDOC - KP -3	Santa Ana Unified School District	85	0
5/15/2018	MWDOC - KP -4	Santa Ana Unified School District	92	0
5/15/2018	MWDOC - KP -2	Santa Ana Unified School District	59	0
5/15/2018	MWDOC - KP -5	Santa Ana Unified School District	86	0

Carr (Gerald P.) Intermediate School

3/9/2018	MWDOC - KP -6	Santa Ana Unified School District	100	101
3/9/2018	MWDOC - KP -6	Santa Ana Unified School District	100	67
3/9/2018	MWDOC - KP -6	Santa Ana Unified School District	100	87
3/16/2018	MWDOC - KP -6	Santa Ana Unified School District	100	94
3/16/2018	MWDOC - KP -6	Santa Ana Unified School District	100	73

Carver (George W) Elementary School Santa Ana

5/22/2018	MWDOC - KP -1	Santa Ana Unified School District	53	0
5/22/2018	MWDOC - KP -2	Santa Ana Unified School District	54	0
5/22/2018	MWDOC - KP -3	Santa Ana Unified School District	71	0

Davis (Wallace R) Elementary School Santa Ana

2/13/2018	MWDOC - KP -1	Santa Ana Unified School District	80	81
-----------	---------------	-----------------------------------	----	----

Santa Ana, City of

<b>Totals For: Santa Ana, City of</b>					
		MWDOC - KP -4	Santa Ana Unified School District	107	10300
	2/13/2018	MWDOC - KP -3	Santa Ana Unified School District	93	105
	2/13/2018	MWDOC - KP -2	Santa Ana Unified School District	98	93
	2/13/2018	MWDOC - KP -5	Santa Ana Unified School District	128	99
	2/13/2018				125
Diamond Elementary School					
	3/27/2018	MWDOC - KP -1	Santa Ana Unified School District	89	90
	3/27/2018	MWDOC - KP -4	Santa Ana Unified School District	85	85
	3/27/2018	MWDOC - KP -2	Santa Ana Unified School District	81	92
	3/27/2018	MWDOC - KP -3	Santa Ana Unified School District	92	90
	3/27/2018	MWDOC - KP -5	Santa Ana Unified School District	86	56
Fairhaven Elementary School					
	1/16/2018	MWDOC - KP -1	Orange Unified School District	73	62
	1/16/2018	MWDOC - KP -5	Orange Unified School District	77	75
	1/16/2018	MWDOC - KP -3	Orange Unified School District	62	63
	1/26/2018	MWDOC - KP -2	Orange Unified School District	76	72
	1/26/2018	MWDOC - KP -6	Orange Unified School District	54	60
	1/26/2018	MWDOC - KP -4	Orange Unified School District	81	81

Santa Ana, City of

Franklin (Benjamin) Elementary  
School Santa Ana

Totals For: Santa Ana, City of					10300
--------------------------------	--	--	--	--	-------

5/29/2018	MWDOC - KP -2	Santa Ana Unified School District	56	0
5/29/2018	MWDOC - KP -4	Santa Ana Unified School District	87	0
5/29/2018	MWDOC - KP -1	Santa Ana Unified School District	70	0
5/29/2018	MWDOC - KP -5	Santa Ana Unified School District	65	0
5/29/2018	MWDOC - KP -3	Santa Ana Unified School District	61	0
10/12/2017	MWDOC - KP -1	Santa Ana Unified School District	150	132
10/12/2017	MWDOC - KP -2	Santa Ana Unified School District	120	151
10/13/2017	MWDOC - KP -3	Santa Ana Unified School District	143	102
10/13/2017	MWDOC - KP -4	Santa Ana Unified School District	135	125
10/13/2017	MWDOC - KP -5	Santa Ana Unified School District	142	132
10/23/2017	MWDOC - KP -5	Garden Grove Unified School District	66	68
10/23/2017	MWDOC - KP -1	Garden Grove Unified School District	54	55
10/23/2017	MWDOC - KP -3	Garden Grove Unified School District	73	74
10/27/2017	MWDOC - KP -6	Garden Grove Unified School District	82	85
10/27/2017	MWDOC - KP -4	Garden Grove Unified School District	64	65

Garfield Elementary School  
Santa Ana

Hazard (R F) Elementary School

Santa Ana, City of	Heninger (Martin R.) Elementary School	10/27/2017	MWDOC - KP -2	Totals For: Santa Ana, City of Garden Grove Unified School District	12842	10300
					64	63
		1/8/2018	MWDOC - KP -4	Santa Ana Unified School District	90	84
		1/8/2018	MWDOC - KP -4	Santa Ana Unified School District	60	54
		1/26/2018	MWDOC - KP -1	Santa Ana Unified School District	90	87
	Hoover Elementary School Santa Ana	1/26/2018	MWDOC - KP -1	Santa Ana Unified School District	60	92
		2/13/2018	MWDOC - KP -1	Santa Ana Unified School District	60	35
		2/13/2018	MWDOC - KP -4	Santa Ana Unified School District	60	66
		2/14/2018	MWDOC - KP -2	Santa Ana Unified School District	60	60
		2/14/2018	MWDOC - KP -5	Santa Ana Unified School District	60	59
	Jackson (Andrew) Elementary School Santa Ana	2/15/2018	MWDOC - KP -3	Santa Ana Unified School District	60	57
		1/30/2018	MWDOC - KP -5	Santa Ana Unified School District	120	117
	Jefferson Elementary School Santa Ana	1/19/2018	MWDOC - KP -3	Santa Ana Unified School District	112	101
		1/19/2018	MWDOC - KP -4	Santa Ana Unified School District	120	110
		1/19/2018	MWDOC - KP -2	Santa Ana Unified School District	109	96

Santa Ana, City of

Totals For: Santa Ana, City of					10300
--------------------------------	--	--	--	--	-------

Kennedy (John F) Elementary School Santa Ana	1/19/2018	MWDOC - KP -1	Santa Ana Unified School District	117	105
	1/19/2018	MWDOC - KP -5	Santa Ana Unified School District	120	110
	1/9/2018	MWDOC - KP -1	Santa Ana Unified School District	62	60
	1/9/2018	MWDOC - KP -5	Santa Ana Unified School District	63	59
	1/9/2018	MWDOC - KP -2	Santa Ana Unified School District	60	60
	1/9/2018	MWDOC - KP -4	Santa Ana Unified School District	57	64
	1/9/2018	MWDOC - KP -3	Santa Ana Unified School District	63	54
	1/11/2018	MWDOC - KP -1	Santa Ana Unified School District	65	60
	1/11/2018	MWDOC - KP -5	Santa Ana Unified School District	65	57
	1/11/2018	MWDOC - KP -3	Santa Ana Unified School District	65	28
	1/11/2018	MWDOC - KP -4	Santa Ana Unified School District	59	60
	1/11/2018	MWDOC - KP -2	Santa Ana Unified School District	62	58
	2/15/2018	MWDOC - KP -2	Santa Ana Unified School District	90	148
	2/15/2018	MWDOC - KP -4	Santa Ana Unified School District	90	84
	2/15/2018	MWDOC - KP -3	Santa Ana Unified School District	90	58
	2/15/2018	MWDOC - KP -1	Santa Ana Unified School District	90	120
Lincoln (Abraham) Elementary School Santa Ana					

Santa Ana, City of

Totals For: Santa Ana, City of					
		MWDOC - KP -5	Santa Ana Unified School District	12842	10300
	2/15/2018	MWDOC - KP -5	Santa Ana Unified School District	90	88
	2/16/2018	MWDOC - KP -5	Santa Ana Unified School District	60	60
	2/16/2018	MWDOC - KP -4	Santa Ana Unified School District	90	57
	2/16/2018	MWDOC - KP -3	Santa Ana Unified School District	60	56

Lowell Elementary School Santa Ana

	11/30/2017	MWDOC - KP -1	Santa Ana Unified School District	125	118
	11/30/2017	MWDOC - KP -4	Santa Ana Unified School District	141	137
	11/30/2017	MWDOC - KP -3	Santa Ana Unified School District	103	102
	11/30/2017	MWDOC - KP -2	Santa Ana Unified School District	119	116
	11/30/2017	MWDOC - KP -5	Santa Ana Unified School District	137	125

Madison Elementary School Santa Ana

	3/5/2018	MWDOC - KP -5	Santa Ana Unified School District	90	87
	3/5/2018	MWDOC - KP -5	Santa Ana Unified School District	60	55
	3/6/2018	MWDOC - KP -2	Santa Ana Unified School District	75	67
	3/6/2018	MWDOC - KP -2	Santa Ana Unified School District	90	70
	3/7/2018	MWDOC - KP -1	Santa Ana Unified School District	90	88
	3/7/2018	MWDOC - KP -1	Santa Ana Unified School District	60	58
	3/14/2018	MWDOC - KP -4	Santa Ana Unified School District	90	91

Santa Ana, City of

Totals For: Santa Ana, City of					
	3/14/2018	MWDOC - KP -6	Santa Ana Unified School District	75	10300
	3/14/2018	MWDOC - KP -4	Santa Ana Unified School District	90	90
	3/16/2018	MWDOC - KP -3	Santa Ana Unified School District	75	60
	3/16/2018	MWDOC - KP -3	Santa Ana Unified School District	90	60
Magnolia Science Academy Santa Ana	12/19/2017	MWDOC - KP -4	Charter	62	62
	12/19/2017	MWDOC - KP -1	Charter	64	67
	12/19/2017	MWDOC - KP -5	Charter	62	64
	12/19/2017	MWDOC - KP -2	Charter	53	53
	12/19/2017	MWDOC - KP -3	Charter	67	64
Mendez (Gonzalo Felicitas) Fundamental School	11/21/2017	MWDOC - KP -6	Santa Ana Unified School District	128	111
	11/21/2017	MWDOC - KP -6	Santa Ana Unified School District	101	101
	11/21/2017	MWDOC - KP -6	Santa Ana Unified School District	112	112
	11/27/2017	MWDOC - KP -6	Santa Ana Unified School District	138	132
Monroe Elementary School Santa Ana	12/8/2017	MWDOC - KP -4	Santa Ana Unified School District	65	50
	12/8/2017	MWDOC - KP -1	Santa Ana Unified School District	45	52
	12/8/2017	MWDOC - KP -2	Santa Ana Unified School District	68	39
	12/8/2017	MWDOC - KP -3	Santa Ana Unified School District	54	50



Santa Ana, City of

Totals For: Santa Ana, City of					
		MWDOC - KP -5	Santa Ana Unified School District	12842	10300

Monte Vista Elementary School  
Santa Ana

12/8/2017

55

81

100

80

90

93

Newhope Elementary School

1/9/2018

47

58

50

43

60

60

Pio Pico Elementary School  
Santa Ana

10/17/2017

68

68

127

Santa Ana, City of

Totals For: Santa Ana, City of					
		MWDOC - KP -5	Santa Ana Unified School District	90	10300
	10/17/2017				69
	10/17/2017	MWDOC - KP -1	Santa Ana Unified School District	90	115
Russell (Edward) Elementary School					
	10/23/2017	MWDOC - KP -5	Garden Grove Unified School District	91	84
	6/12/2018	MWDOC - KP -1	Garden Grove Unified School District	65	0
	6/12/2018	MWDOC - KP -4	Garden Grove Unified School District	87	0
	6/12/2018	MWDOC - KP -6	Garden Grove Unified School District	81	0
	6/12/2018	MWDOC - KP -2	Garden Grove Unified School District	55	0
	6/12/2018	MWDOC - KP -3	Garden Grove Unified School District	83	0
Santiago Elementary School Santa Ana					
	1/22/2018	MWDOC - KP -1	Santa Ana Unified School District	73	87
	1/22/2018	MWDOC - KP -1	Santa Ana Unified School District	72	92
Sepulveda (Jose) Elementary School					
	2/20/2018	MWDOC - KP -5	Santa Ana Unified School District	62	65
	2/20/2018	MWDOC - KP -3	Santa Ana Unified School District	59	55
	2/20/2018	MWDOC - KP -2	Santa Ana Unified School District	71	58
	2/20/2018	MWDOC - KP -1	Santa Ana Unified School District	56	65
	2/20/2018	MWDOC - KP -4	Santa Ana Unified School District	78	73

Santa Ana, City of

Thorpe (Jim) Fundamental School

Totals For: Santa Ana, City of			12842	10300
--------------------------------	--	--	-------	-------

5/17/2018	MWDOC - KP -1	Santa Ana Unified School District	75	0
5/17/2018	MWDOC - KP -3	Santa Ana Unified School District	75	0
5/17/2018	MWDOC - KP -2	Santa Ana Unified School District	75	0
5/17/2018	MWDOC - KP -4	Santa Ana Unified School District	75	0
5/17/2018	MWDOC - KP -5	Santa Ana Unified School District	75	0
5/18/2018	MWDOC - KP -1	Santa Ana Unified School District	75	0
5/18/2018	MWDOC - KP -3	Santa Ana Unified School District	75	0
5/18/2018	MWDOC - KP -2	Santa Ana Unified School District	75	0
5/18/2018	MWDOC - KP -4	Santa Ana Unified School District	75	0
5/18/2018	MWDOC - KP -5	Santa Ana Unified School District	75	0

Walker Elementary School

10/13/2017	MWDOC - KP -2	Santa Ana Unified School District	73	84
10/13/2017	MWDOC - KP -4	Santa Ana Unified School District	54	61
10/13/2017	MWDOC - KP -5	Santa Ana Unified School District	82	62
10/13/2017	MWDOC - KP -1	Santa Ana Unified School District	88	55
10/13/2017	MWDOC - KP -3	Santa Ana Unified School District	81	91

Santa Ana, City of

Wilson Elementary School Santa Ana

Totals For: Santa Ana, City of			12842	10300
2/8/2018	MWDOC - KP -1	Santa Ana Unified School District	90	87
2/8/2018	MWDOC - KP -3	Santa Ana Unified School District	106	102
2/8/2018	MWDOC - KP -2	Santa Ana Unified School District	90	84
2/8/2018	MWDOC - KP -5	Santa Ana Unified School District	94	90
2/8/2018	MWDOC - KP -4	Santa Ana Unified School District	121	118

Santa Margarita Water District

Totals For: Santa Margarita Water District					2447
--	--	--	--	--	------

Bathgate Elementary School

12/14/2017	MWDOC - KP -1	Capistrano Unified School District	100	98
12/14/2017	MWDOC - KP -3	Capistrano Unified School District	110	105
12/14/2017	MWDOC - KP -2	Capistrano Unified School District	100	98

Chaparral Elementary School  
Ladera Ranch

1/23/2018	MWDOC - KP -1	Capistrano Unified School District	140	131
1/23/2018	MWDOC - KP -2	Capistrano Unified School District	140	118

Cielo Vista Elementary School  
RSM

2/6/2018	MWDOC - KP -4	Saddleback Valley Unified School District	90	90
2/6/2018	MWDOC - KP -6	Saddleback Valley Unified School District	90	90
2/6/2018	MWDOC - KP -2	Saddleback Valley Unified School District	90	108
2/13/2018	MWDOC - KP -1	Saddleback Valley Unified School District	90	115
2/13/2018	MWDOC - KP -5	Saddleback Valley Unified School District	90	108
2/13/2018	MWDOC - KP -3	Saddleback Valley Unified School District	90	75

Melinda Heights Elementary School

1/30/2018	MWDOC - KP -1	Saddleback Valley Unified School District	70	58
1/30/2018	MWDOC - KP -1	Saddleback Valley Unified School District	70	67

Santa Margarita Water District

Totals For: Santa Margarita Water District			3333	2447
--	--	--	------	------

Montessori at the Park

8/23/2017	MWDOC - KP -1	Private	40	60
8/23/2017	MWDOC - KP -3	Private	35	17

Oxford Preparatory Academy  
Mission Viejo

3/8/2018	MWDOC - KP -6	Private	120	110
3/8/2018	MWDOC - KP -5	Private	70	93
3/8/2018	MWDOC - KP -2	Private	100	83
3/8/2018	MWDOC - KP -3	Private	100	68

Reilly (Philip J) Elementary  
School

3/8/2018	MWDOC - KP -3	Capistrano Unified School District	85	112
3/8/2018	MWDOC - KP -4	Capistrano Unified School District	81	115
3/8/2018	MWDOC - KP -5	Capistrano Unified School District	85	101
3/8/2018	MWDOC - KP -2	Capistrano Unified School District	70	84
3/8/2018	MWDOC - KP -1	Capistrano Unified School District	64	63

Tijeras Creek Elementary School

3/22/2018	MWDOC - KP -5	Capistrano Unified School District	60	63
3/22/2018	MWDOC - KP -1	Capistrano Unified School District	60	30
3/22/2018	MWDOC - KP -2	Capistrano Unified School District	65	60
3/22/2018	MWDOC - KP -3	Capistrano Unified School District	59	59
3/22/2018	MWDOC - KP -4	Capistrano Unified School District	69	68

Santa Margarita Water District

Trabuco Mesa Elementary School

Totals For: Santa Margarita Water District			3333	2447
--	--	--	------	------

6/4/2018	MWDOC - KP -4	Saddleback Valley Unified School District	90	0
6/4/2018	MWDOC - KP -5	Saddleback Valley Unified School District	90	0
6/4/2018	MWDOC - KP -1	Saddleback Valley Unified School District	90	0
6/4/2018	MWDOC - KP -6	Saddleback Valley Unified School District	90	0
6/4/2018	MWDOC - KP -3	Saddleback Valley Unified School District	90	0
6/4/2018	MWDOC - KP -2	Saddleback Valley Unified School District	90	0

Wagon Wheel Elementary School

5/30/2018	MWDOC - KP -1	Capistrano Unified School District	90	0
5/31/2018	MWDOC - KP -2	Capistrano Unified School District	90	0
5/31/2018	MWDOC - KP -4	Capistrano Unified School District	90	0
5/31/2018	MWDOC - KP -3	Capistrano Unified School District	90	0

Serrano Water District			Totals For: Serrano Water District	97	85
Villa Park Elementary School					
	12/8/2017	MWDOC - KP -5	Orange Unified School District	97	85



South Coast Water District

Dana (R H) Elementary School

Totals For: South Coast Water District			688	611
--	--	--	-----	-----

1/22/2018	MWDOC - KP -2	Capistrano Unified School District	35	29
1/22/2018	MWDOC - KP -4	Capistrano Unified School District	35	31
1/22/2018	MWDOC - KP -3	Capistrano Unified School District	36	32
1/22/2018	MWDOC - KP -1	Capistrano Unified School District	32	28
1/22/2018	MWDOC - KP -5	Capistrano Unified School District	47	61
Saint Catherine of Siena Parish School				
4/23/2018	MWDOC - KP -2	Private	23	0
4/23/2018	MWDOC - KP -4	Private	31	0
4/23/2018	MWDOC - KP -6	Private	29	0
Saint Edward the Confessor Parish School				
3/6/2018	MWDOC - KP -2	Private	70	64
3/6/2018	MWDOC - KP -6	Private	70	68
3/6/2018	MWDOC - KP -3	Private	70	69
3/6/2018	MWDOC - KP -5	Private	70	64
3/6/2018	MWDOC - KP -4	Private	70	77
3/6/2018	MWDOC - KP -1	Private	70	88

Trabuco Canyon Water District	Totals For: Trabuco Canyon Water District				
				60	63
	Trabuco Elementary School				
	3/21/2018	MWDOC - KP -6	Saddleback Valley Unified School District	20	19
	3/21/2018	MWDOC - KP -4	Saddleback Valley Unified School District	20	23
	3/21/2018	MWDOC - KP -2	Saddleback Valley Unified School District	20	21

Tustin, City of

Beswick (Benjamin) Elementary School

Totals For: Tustin, City of			3180	2552
-----------------------------	--	--	------	------

2/1/2018	MWDOC - KP -2	Tustin Unified School District	85	71
2/1/2018	MWDOC - KP -4	Tustin Unified School District	93	92
2/1/2018	MWDOC - KP -3	Tustin Unified School District	97	87
2/1/2018	MWDOC - KP -1	Tustin Unified School District	65	75
2/1/2018	MWDOC - KP -5	Tustin Unified School District	113	110

Guin Foss Elementary School

1/10/2018	MWDOC - KP -1	Tustin Unified School District	65	72
1/10/2018	MWDOC - KP -5	Tustin Unified School District	88	56
1/10/2018	MWDOC - KP -2	Tustin Unified School District	61	67
1/10/2018	MWDOC - KP -4	Tustin Unified School District	60	131

Heideman (Robert P) Elementary School

4/27/2018	MWDOC - KP -1	Tustin Unified School District	90	0
4/27/2018	MWDOC - KP -2	Tustin Unified School District	90	0
4/27/2018	MWDOC - KP -3	Tustin Unified School District	90	0
4/27/2018	MWDOC - KP -5	Tustin Unified School District	90	0
4/27/2018	MWDOC - KP -4	Tustin Unified School District	90	0

Tustin, City of

Loma Vista Elementary School  
Santa Ana

Totals For: Tustin, City of					2552
-----------------------------	--	--	--	--	------

9/29/2017	MWDOC - KP -2	Tustin Unified School District	75	69
9/29/2017	MWDOC - KP -1	Tustin Unified School District	79	77
9/29/2017	MWDOC - KP -3	Tustin Unified School District	95	92
9/29/2017	MWDOC - KP -4	Tustin Unified School District	111	91
9/29/2017	MWDOC - KP -5	Tustin Unified School District	100	118

Red Hill Elementary School

12/1/2017	MWDOC - KP -5	Tustin Unified School District	78	75
12/1/2017	MWDOC - KP -4	Tustin Unified School District	87	84
12/1/2017	MWDOC - KP -2	Tustin Unified School District	92	90
12/1/2017	MWDOC - KP -3	Tustin Unified School District	103	101
12/1/2017	MWDOC - KP -1	Tustin Unified School District	105	104

Red Hill Lutheran School

3/8/2018	MWDOC - KP -1	Private	80	78
3/8/2018	MWDOC - KP -3	Private	40	40
3/8/2018	MWDOC - KP -5	Private	65	65

Saint Cecilia Elementary School  
Tustin

4/17/2018	MWDOC - KP -1	Private	36	0
4/17/2018	MWDOC - KP -2	Private	36	0
4/17/2018	MWDOC - KP -3	Private	36	0

Tustin, City of

Thorman (Jeane) Elementary School

Totals For: Tustin, City of					2552
-----------------------------	--	--	--	--	------

2/9/2018	MWDOC - KP -1	Tustin Unified School District	98	98
2/9/2018	MWDOC - KP -5	Tustin Unified School District	91	91
2/9/2018	MWDOC - KP -2	Tustin Unified School District	96	95
2/9/2018	MWDOC - KP -4	Tustin Unified School District	99	99
2/9/2018	MWDOC - KP -3	Tustin Unified School District	91	92
3/16/2018	MWDOC - KP -3	Tustin Unified School District	68	45
3/16/2018	MWDOC - KP -5	Tustin Unified School District	69	14
3/16/2018	MWDOC - KP -2	Tustin Unified School District	44	46
3/16/2018	MWDOC - KP -1	Tustin Unified School District	59	63
3/16/2018	MWDOC - KP -4	Tustin Unified School District	70	64

Veeh (Marjorie) Elementary School

Westminster, City of

Anthony (Susan B) Elementary School Westminster

Totals For: Westminster, City of			2509	2153
----------------------------------	--	--	------	------

11/17/2017	MWDOC - KP -1	Garden Grove Unified School District	44	44
11/17/2017	MWDOC - KP -4	Garden Grove Unified School District	73	73
11/17/2017	MWDOC - KP -3	Garden Grove Unified School District	52	52
11/17/2017	MWDOC - KP -6	Garden Grove Unified School District	72	72
11/17/2017	MWDOC - KP -2	Garden Grove Unified School District	44	50
11/17/2017	MWDOC - KP -5	Garden Grove Unified School District	90	60
3/16/2018	MWDOC - KP -3	Westminster School District	55	56
3/16/2018	MWDOC - KP -4	Westminster School District	55	53
3/16/2018	MWDOC - KP -5	Westminster School District	55	55
6/14/2018	MWDOC - KP -2	Westminster School District	67	0
6/14/2018	MWDOC - KP -5	Westminster School District	56	0
6/14/2018	MWDOC - KP -1	Westminster School District	69	0
6/14/2018	MWDOC - KP -3	Westminster School District	84	0
2/5/2018	MWDOC - KP -1	Westminster School District	55	46

Finley Elementary School

<u>Agency Name</u>	<u>Presentation Date</u>	<u>Event Name</u>	<u>School District</u>	<u>Reserved</u>	<u>Actual</u>
--------------------	--------------------------	-------------------	------------------------	-----------------	---------------

Westminster, City of

<b>Totals For: Westminster, City of</b>					
	2/5/2018	MWDOC - KP -4	Westminster School District	51	2153
	2/5/2018	MWDOC - KP -3	Westminster School District	69	63
	2/5/2018	MWDOC - KP -2	Westminster School District	44	69
	2/5/2018	MWDOC - KP -5	Westminster School District	72	45
					70
Hayden (Dr. Jessie) Elementary School	2/8/2018	MWDOC - KP -3	Westminster School District	90	89
	2/8/2018	MWDOC - KP -3	Westminster School District	60	61
	2/8/2018	MWDOC - KP -4	Westminster School District	90	90
	2/8/2018	MWDOC - KP -4	Westminster School District	60	58
	2/9/2018	MWDOC - KP -1	Westminster School District	98	99
	2/9/2018	MWDOC - KP -2	Westminster School District	113	112
	2/9/2018	MWDOC - KP -5	Westminster School District	90	91
	2/9/2018	MWDOC - KP -5	Westminster School District	60	60
Schmitt (Ray M) Elementary School	9/15/2017	MWDOC - KP -3	Westminster School District	70	66
	9/15/2017	MWDOC - KP -1	Westminster School District	66	65
	9/15/2017	MWDOC - KP -2	Westminster School District	66	63
	9/15/2017	MWDOC - KP -5	Westminster School District	90	88

Westminster, City of

Star View Elementary School

Totals For: Westminster, City of			2509	2153
----------------------------------	--	--	------	------

10/12/2017	MWDOC - KP -3	Ocean View School District	75	93
10/12/2017	MWDOC - KP -4	Ocean View School District	93	83
10/12/2017	MWDOC - KP -1	Ocean View School District	97	57
10/12/2017	MWDOC - KP -2	Ocean View School District	101	57
10/12/2017	MWDOC - KP -5	Ocean View School District	83	113



Yorba Linda Water District

Totals For: Yorba Linda Water District			1063	680
--	--	--	------	-----

Lakeview Elementary School  
Yorba Linda

10/16/2017	MWDOC - KP -3	Placentia-Yorba Linda Unified School District	88	90
10/16/2017	MWDOC - KP -4	Placentia-Yorba Linda Unified School District	71	60

Linda Vista Elementary School  
Yorba Linda

6/12/2018	MWDOC - KP -3	Placentia-Yorba Linda Unified School District	67	0
6/12/2018	MWDOC - KP -4	Placentia-Yorba Linda Unified School District	88	0

Melrose Elementary School  
Placentia

10/12/2017	MWDOC - KP -4	Placentia-Yorba Linda Unified School District	98	97
10/12/2017	MWDOC - KP -3	Placentia-Yorba Linda Unified School District	111	112

Rose Drive Elementary School

10/27/2017	MWDOC - KP -4	Placentia-Yorba Linda Unified School District	60	62
3/23/2018	MWDOC - KP -3	Placentia-Yorba Linda Unified School District	68	67

Ruby Drive Elementary School

12/22/2017	MWDOC - KP -3	Placentia-Yorba Linda Unified School District	50	38
------------	---------------	---	----	----

Sierra Vista Elementary School  
Placentia

3/9/2018	MWDOC - KP -3	Placentia-Yorba Linda Unified School District	71	92
3/9/2018	MWDOC - KP -4	Placentia-Yorba Linda Unified School District	82	62

Yorba Linda Water District

Travis Ranch School

Totals For: Yorba Linda Water District			1063	680
6/4/2018	MWDOC - KP -3	Placentia-Yorba Linda Unified School District	99	0
6/4/2018	MWDOC - KP -4	Placentia-Yorba Linda Unified School District	110	0

# WHAT ABOUT WATER?

**Monthly Report**  
Presented by



**April 2018**

What About Water? - Inside the Outdoors School Visits									
Year 3 - 2017/2018									
Agency	High School	1st Visit - student	1st Visit Enrollment	2nd Visit - student	2nd Visit Enrollment	School Expo	Expo School Enrollment	Total Students	Notes
Anaheim	Anaheim High School	10/23/17	71	11/17/17	72	1/31/18	2,896	3,039	Expo- Lunchtime
City of Brea	Brea Olinda High School	5/22/18		5/29/18		6/5/18		0	Expo- Lunchtime
City of Buena Park	Buena Park High School	2/8/18	139	3/1/18	136	4/6/18		275	
City of Fountain Valley	Fountain Valley High School							0	FVHS, Los Amigos, then Harbor
City of Huntington Beach	Edison High School	11/27/17	52	1/10/18	37	tbd		89	
City of San Clemente	San Clemente High School	4/30/18		5/7/18		tbd		0	Expo- Lunchtime
City of San Juan Capistrano	Junipero Serra High School or San Juan Hills High School							0	
City of Tustin	Tustin High School or Columbus Middle School							0	
East Orange WD	Foothill High School	12/14/17	13	2/27/18	13	3/22/18	2,379	2,405	Expo- Lunchtime
El Toro	El Toro High School	3/7/18	147	3/22/18	170	4/18/18		317	Expo-Evening Family Event
Mesa Water	Costa Mesa High School	10/16/17	29	1/11/2018*	30	4/12/2018*		59	*Updated dates Expo- Lunchtime
Moulton Niguel	Aliso Niguel High School							0	
Moulton Niguel	Laguna Hills High School	2/6/18	36	2/20/18	39	tbd		75	Expo-Project Presentation
Moulton Niguel	Capistrano Valley High School							0	
Moulton Niguel /Santa Margarita WD	Mission Viejo High School	2/9/18	53	2/21/18	58	3/9/18	2,407	2,518	Expo-Project Presentation
Santa Ana	Santa Ana High School	11/3/17	47	12/13/17	53	2/7/18	2,800	2,900	Expo- Lunchtime
Santa Margarita WD	Tesoro High School	4/19/18		5/3/18		5/14/18		0	Expo- Lunchtime
South Coast WD	Dana Hills High School	2/5/18	63	2/26/18	58	tbd		121	Expo- Lunchtime
Total			650		666		10,482	11,798	
Teacher Workshops									
	CUE Conference for Educators	3/15/2018							
	Water Education Training	5/2/2018							
Student Summits									
	Upper Newport Bay Watershed Day of Service and Education	1/13/18	78						
	Earth Day Beach Clean-Up/Education Day	4/14/18							
	Mile Square Park Water Education Day of Service and Education	4/7/18							
	Rancho Soñado Water Education	3/24/18							
	Rancho Soñado Water Education	4/13/18							
tbd = verbal confirmation, pending calendar dates									

## MARCH 2018 METRICS REPORT - Water Campaign

### Water Campaign

- Goal: Promote discussion and educational activities for regional water conservation and water-use efficiency issues.

### Facebook

#### Mar 7th

At this late date, don't worry about accruing Buzz Points in our BE THE VOICE 4 WATER 30-second video contest. SoCal high school students can enter today and still have a chance to win. There are judges' awards + more opportunities to be recognized for your work. Get your videos in before the March 15th deadline! [Municipal Water District of Orange County](#)

(If you are a teacher and encourage your students to submit a video, you should take the opportunity to enter our Teacher Contest Challenge by March 8th.)

Student Contest - Deadline March 15th:

<http://indi.com/leafrocks/voice4water>

Teacher Contest Challenge - Deadline March 8th:

<http://ito.ocde.us/Programs/Pages/WaterEducation.aspx>

Here's a sneak peek at just some of the prizes ...

Media = Multi-photo

#### Mar 14th

The 2018 [Children's Water Education Festival](#) is happening March 28th-29th at UC Irvine. The event hosts 7,500 students, accompanied by 700 teachers and chaperones, representing 90 schools from 23 cities throughout Orange County.

The Festival is hosted to educate students about local water issues and helps them understand how they can protect water supplies and the environment.

Check out these educational resources available for teachers even if you are unable to attend.

<https://www.childrenwaterfestival.com/Resources.aspx>

[[Municipal Water District of Orange County](#)]

Media = Link

**Mar 21st -- BOOSTED \$20**

FREE EDUCATIONAL OPPORTUNITY: You turn on the faucet and pour a glass of water. Have you ever thought about the journey that water must take before it hits your cup? Where EXACTLY does that water come from?

Our Traveling Scientists know the answers. They can even answer based on where you live in Orange County! They are also really good at helping high school students understand the issues at stake in the debate over the CA Water Fix.

Do you want to see this debate over California water sources come to life in your classroom or club before June 2018?

Apply Now (Program covered by FREE grant, if approved.)

<http://ito.ocde.us/.../TravelingScie.../Pages/WheresMyWater.aspx>

Who Can Apply:

Open to Orange County high school classrooms or clubs

Program:

We will introduce your students to the current topic about where we get our water and the debate of the CA Water Fix.

Presented by:

Inside the Outdoors Traveling Scientist

Cost:

FREE, based on application approval

[Municipal Water District of Orange County](#)

Media = Original Photo + Link

## Mar 22nd

We create fun, hands-on experiences about science and nature -- and our water education curriculum is no exception. Today is World Water Day and this year's theme 'Nature for Water', "explores nature-based solutions (NBS) to the water challenges we face in the 21st century."

This fact sheet describes some of the headline facts about water, but also extends into specific examples of nature-based solutions (being careful to say that "NBS are not a panacea to the critical water-related challenges we face as the global population grows, but they can provide innovative and cost-effective options for supplementing insufficient or ageing water infrastructure.")

World Water Day Fact Sheet

[http://worldwaterday.org/.../2.../02/fact\\_sheet\\_WWD2017\\_EN\\_2.pdf](http://worldwaterday.org/.../2.../02/fact_sheet_WWD2017_EN_2.pdf)

Media = Photo + Link

## Mar 30th

Do you know a student who attended the [Children's Water Education Festival](#) at [University of California, Irvine](#) over the past couple of days? Or have you seen the t-shirts around town? We taught "Where Do I Flow?" The students traveled to different stops throughout a watershed and explored scenarios of how water is either polluted or cleaned at certain stops. Students love this activity because it gets them moving.

With over 7,000 students in attendance, it was a plus that we are good at projecting our voices!

Read more about the event's history and impact: <https://www.childrenwaterfestival.com/>

[Municipal Water District of Orange County](#)

Media = Link + Multi-Photo of Water Festival

## Instagram

Hashtag #ocwatereducation

<https://www.instagram.com/explore/tags/ocwatereducation/>

This is it! Less than 1 week left for SoCal high school students to enter their 30-second video into our Be the #voice4water contest. Get those videos shot and edited to submit by March 15th. There are lots of chances to win prizes, even if you enter on the last day! Link in bio. #ocwatereducation #waterawareness #waterconservation #bewaterwise

The 2018 Children's Water Education Festival is happening March 28th-29th at UC Irvine. The event hosts 7,500 students, accompanied by 700 teachers and chaperones, representing 90 schools from 23 cities throughout Orange County. • The Festival is hosted to educate students about local water issues and helps them understand how they can protect water supplies and the environment. 📁: Children's Water Education Festival media file • #childrenswaterfestival #ocwatereducation #bewaterwise #watereducation

We create fun, hands-on experiences about science and nature -- and our water education curriculum is no exception. • Today is #worldwaterday2018 and "this year's theme - Nature for Water - explores nature-based solutions (NBS) to the water challenges we face in the 21st century." • Visit [worldwaterday.org](http://worldwaterday.org) for fact sheets, resources, and stories. • #ocwatereducation #bewaterwise #drainstoocean #outdoorlearning

We're teaching "Where Do I Flow?" at the Children's Water Education Festival. The students travel to different stops throughout a watershed and explore scenarios of how water is either polluted or cleaned at certain stops. #ocwatereducation #watereducation #ocwaterfestival #savewater #cleanwater #insidetheoutdoors

## Twitter

### Water Originals

Don't worry about Buzz Points in our [#Voice4Water](#) 30-second video contest. SoCal high school students can enter today and still have a chance to win. There are judges' awards + more opportunities to be recognized for your work. March 15th deadline! <http://ow.ly/WMXA30iOgJq> @MWDOC

Only a few days from March 15th deadline in our Be the [#Voice4Water](#) 30-second video contest open to Southern California high school students. Enter for the chance to win prizes! <http://ow.ly/cKhQ30iTGEx> [#ocwatereducation](#) [#cawater](#) [#bewaterwise](#) @MWDOC

2018 Children's Water Education Festival [@ocwaterfest](#) is happening March 28th-29th at [@UCIrvine](#) - and educational resources for teachers are available even if you are unable to attend. <http://ow.ly/vBNp30iWxSZ> [#ocwatereducation](#) [#bewaterwise](#) [#cawater](#) @MWDOC

*Today is the day! Get your 30-second video contest entry submitted before the day is over.*  
<http://indi.com/leafrocks/voice4water>



Have you checked out this virtual tour of the Colorado River Aqueduct? [#ocwatereducation](#)

Thanks! We enjoyed helping [@mwdh2o](#) showcase their water education virtual field trip AQUEDUCT VR app. Visit their field trip page for details on how you can experience it for yourself. <http://ow.ly/T3hn30iZxWY>

FREE EDUCATIONAL OPPORTUNITY for Orange County high school classrooms or clubs. If approved for a grant, you'll get a Traveling Scientist lesson on California water sources + engage students in a constructive debate about current H2O issues. Apply <http://ow.ly/HXR630j6mDE> [@MWDOC](#)

We're teaching "Where Do I Flow?" at [@ocwaterfest](#). The students travel to different stops throughout a watershed and explore scenarios of how water is either polluted or cleaned at certain stops.  
[#ocwaterfestival](#) [#ocwatereducation](#) [#watereducation](#) [#savewater](#) [@MWDOC](#)

## Water RTs

RT @MWDOC

Did you know? - Nearly 50% of Orange County's total water demand is met by imported water supplies. It's your water, let's value it! [#ValueWater](#) [#YourWater](#) || Learn More: <http://ow.ly/4S6J30iHa4n>

RT @USGSWaterCA

Some much needed [#snowpack](#) is arriving in [#SierraNevada](#). This image from the [#USGS](#) webcam at the [#TruckeeRiver](#) at [#TahoeCity](#) [#streamgage](#). [#CAwater](#)  
<https://go.usa.gov/xnzQm>

RT @mwdh2o

We're at [@WhiteOakLions](#) today with our virtual tour of the [#CoRiver](#) Aqueduct. [#MWDEducates](#) Learn more about this virtual tour: <http://mwdh2o.com/education>

RT @UOITMEd

Aquation - A Game for Learning About Global Access to Clean Water <https://buff.ly/2t7jN8C>  
[#environmentaleducation](#) [#science](#)

RT @PPICWater

California is likely to see two conditions thought to be contradictory: more rain years as well as more severe and prolonged droughts, says [@Weather\\_West](#)

RT @PacificInstitut

Where does your California water come from? Select your region to find out: <http://bit.ly/1u4o2K0>  
[#CAwater](#) [@WaterEdFdn](#)

RT @WaterWiseSB

Celebrate CA [#Arbor](#) Week by giving your trees some TLC! Learn how to care for trees during the [#CADrought](#) at <http://bit.ly/2HetTGI>. [#BeWaterWise](#)

RT @SaveOurWater

The California Conservation Lifestyle is all about making small changes that have a big impact on your water use inside and outside the home. Check out these helpful tips to help you reduce your use!

RT @MWDOC

California Department of Water Resources - "A huge boost" for snowpack levels thanks to the recent rain and snow! [#CAWater](#) [#CASnow](#) [#MWDOC](#) || Watch More (Video): <http://ow.ly/cvXU30i1hzJ>

RT @mwdh2o

Annual [#SpringGreen](#) expo is coming up on April 19 at MWD's downtown LA headquarters. Join us for this special free event, which includes green exhibits and seminars. <http://mwdh2o.com/SpringGreen>

RT @MWDOC

Happy World Water Day! [#EveryDropCounts](#). Photo Art by Sarah Alkatib, our 2017 Poster Contest winner. If you would like to submit an entry for our 2018 poster contest, April 15th is the deadline!  
<https://www.mwdoc.com/news-and-events/events/water-awareness-poster-contest/...> [#WorldWaterDay](#)

RT @PatriciaWegner

Early childhood educators and [@StroudCenter](#) are engaging in Project Wet learning at the CCIU with [@PatriciaEgner](#) [#science](#) [#earlychildhood](#) [#projectwet](#) [#gettinglittlefeetwet](#)

RT @ReadyOC

ReadyOC is telling students all about emergency preparedness at OCWD Children's Water Education Festival! Stop by our booth to visit Ready Fox and Officer Friendly and make your [#promisetoprepare!](#) [@ocwaterfest](#)

RT @6thLomarena

Getting wet at Radiator Springs  [#UCI](#) [#waterfestival](#) [#SVUSDshines](#)

RT @SMWDWater

A quick overview of how to add "cycle & soak" feature to your landscape watering. This saves water, reduces runoff, and improves plant health. The trick is to limit watering to the amount of time it takes for runoff to happen - why waste water?

RT @mwdh2o

Excited to be at the [@ocwaterfest](#) talking to elementary school students about the value of water. [#thinkh2o](#)

## FEBRUARY 2018 METRICS REPORT - Water Campaign

### Water Campaign

- Goal: Promote discussion and educational activities for regional water conservation and water-use efficiency issues.

### Facebook (2 extra posts this month to promote video contest)

#### Feb 6th

Be the Voice 4 Water Video Contest - LAUNCH PARTY!

February 22, 2018

5:00 p.m. – 8:00 p.m.

Dave & Busters – Orange

20 City Blvd. West

Orange, CA

Tickets are only \$25 and include:

-Unlimited Video Gameplay PowerCard (\$15 Value)

-Light Bites

-Access to entertainment leaders

Portion of the proceeds support Inside the Outdoors Foundation's youth engagement programs.

Register for the Launch Party:

<https://www.eventbrite.com/e/empower-youth-be-the-voice-ora...>

Enter the Video Contest:

[indi.com/leafrocks/voice4water](http://indi.com/leafrocks/voice4water)

Media = Original Voice4Water FB graphic

#### Feb 7th

"No Matter Where You Live, You Live in a Watershed." There are 11 watersheds in Orange County. The largest is the Santa Ana River Watershed.

Find out about the watershed where you live from the [OC Public Works](http://www.ocwatersheds.com/programs/ourws) website (see the list in the sidebar).

<http://www.ocwatersheds.com/programs/ourws>

[Municipal Water District of Orange County](http://www.mwd.net/)

Media = Link

**Feb 14th**

Do you LOVE water? If you are a Southern California high school student, you can make a 30-second video and enter it into our Be the Voice for Water contest. Time is running out - a little under a month left to submit your entry.

Get info on PRIZES and SEE CURRENT ENTRIES:

[indi.com/leafrocks/voice4water](http://indi.com/leafrocks/voice4water)

[Municipal Water District of Orange County](#)

Media = Original Voice4Water FB Graphic

**Feb 21 -- BOOSTED \$30**

We are cheering on Southern California high school students who want to enter our Be the [#Voice4Water](#) 30-second video contest! March 15th deadline! Prizes! ([Municipal Water District of Orange County](#))

Get inspired and learn something new by checking out our water education resources here:

<http://ito.ocde.us/Resources/Pages/What-About-Water.aspx>

Go directly to the contest page:

[indi.com/leafrocks/voice4water](http://indi.com/leafrocks/voice4water)

(Also originally noted Dave & Busters event, but removed from post b/c cancellation.)

Media = Water Expo Photo

**Feb 26th -- BOOSTED \$10**

The countdown clock on our [#Voice4Water](#) 30-second video contest deadline reads 17 days left to enter (maybe less by the time you read this)! If you know of any Southern California high school student who loves making films or is passionate about water conservation, then point them in the direction of our easy-to-enter video contest. The prizes are AWESOME!

VISIT OUR CONTEST PAGE TO ENTER YOUR VIDEO BY MARCH 15TH:

<http://indi.com/leafrocks/voice4water>

[Municipal Water District of Orange County](#)

Media = #Voice4Water Graphic

## Feb 28th -- BOOSTED \$20

SOUTHERN CALIFORNIA HIGH SCHOOL TEACHERS + CHANCE TO WIN TICKETS TO "MAGICAL" LOCAL THEME PARK. We don't think it's fair that the students get all the chances to win prizes in our [#Voice4Water](#) 30-second video contest. We want the teachers who encourage their high school students to enter to have a chance at something fun, too.

Click over to our What About Water page for details on our TEACHER CONTEST CHALLENGE and how teachers can easily get up to 3 entries in our random drawing. We're trying to make this as simple as possible for you by providing you all the tools you'll need to enter. Hurry! Your chance to win ends on March 8th. [Municipal Water District of Orange County](#)

### TEACHER CONTEST CHALLENGE

<http://ito.ocde.us/Programs/Pages/WaterEducation.aspx>

### STUDENT VIDEO CONTEST

<http://indi.com/leafrocks/voice4water>

Media = Water Expo Photo

## Instagram

Hashtag #ocwatereducation

<https://www.instagram.com/explore/tags/ocwatereducation/>

This is the time of year when our Water Education students start holding expos at their high schools to educate their peers. • Learn more about the water education curriculum on our What About Water page (link in bio). • If you are a teacher, you might want to enter our Teacher Contest Challenge by March 8th for promoting our #Voice4Water 30-second video contest to your students. • If you are a Southern California high school student, visit the page to enter the Be the Voice for Water contest by March 15th! We can't wait to see what you create! • #ocwatereducation #waterconservation #bewaterwise #savewater #watereducation

Be the Voice 4 Water Video Contest LAUNCH PARTY! February 22, 2018 5:00 p.m. – 8:00 p.m. Dave & Busters – Orange @dnborange 20 City Blvd. West Orange, CA • Tickets are only \$25 and include: - Unlimited Video Gameplay PowerCard (\$15 Value) -Light Bites -Access to entertainment leaders • Portion of the proceeds support Inside the Outdoors Foundation's youth engagement programs. • Our ITOFoundation page on Facebook has the Eventbrite link to register for the party. • #voice4water #ocwatereducation

Do you LOVE water? If you are a Southern California high school student, you can make a 30-second video and enter it into our Be the Voice for Water contest. Time is running out - a little under a month left to submit your entry. • Share with your friends and family. Especially those who get excited about water conservation or filmmaking - or both! There's even a chance to win prizes. Entry details through link in our bio. • #voice4water #watereducation #ocwatereducation #waterawareness #waterconservation

We are cheering on Southern California high school students who want to enter our Be the #Voice4Water 30-second video contest! March 15th deadline! Prizes! Visit the contest page link in our bio. #ocwatereducation

## Twitter

### Water Originals (2 extra posts this month to promote video contest)

SoCal high school teachers get a chance to WIN TICKETS TO "MAGICAL" LOCAL THEME PARK. Read about our Teacher Contest Challenge on our What About Water page. But hurry - teacher entries need to be in by Mar 8th. Details [ow.ly/dB9j30iGeyU](https://ow.ly/dB9j30iGeyU) [#ocwatereducation](#) [@MWDOC](#)

We are cheering on Southern California high school students who want to enter our Be the [#Voice4Water](#) 30-second video contest! March 15th deadline! Prizes! Get inspired by water education resources and link to the contest at [ow.ly/oyXA30ixs3b](https://ow.ly/oyXA30ixs3b) [#ocwatereducation](#) [@MWDOC](#)

Do you LOVE water? If you are a Southern California high school student, you can make a 30-second video and enter it into our Be the Voice for Water contest. All the details at [indi.com/leafrocks/voic...](https://indi.com/leafrocks/voic...) [#voice4water](#) [#valentinesday](#) [#ocwatereducation](#) [@MWDOC](#)

"No Matter Where You Live, You Live in a Watershed." There are 11 watersheds in Orange County. The largest is the Santa Ana River Watershed. Visit [@OCpublicworks](#) OCWatersheds pages to find out about the watershed where you live. [ow.ly/iQuA30igtPF](https://ow.ly/iQuA30igtPF) [#ocwatereducation](#) [@MWDOC](#)

[#Voice4Water](#) 30-second video contest launch party at [@DaveandBusters](#) in Orange on February 22nd. Link to Eventbrite:

Urban wetlands make cities liveable and provide important hands-on learning for students. In the Upper Newport Bay, our students witness the diversity of wetland inhabitants and learn to identify unseen animals. Visit [worldwetlandsday.org](https://worldwetlandsday.org) [#WorldWetlandsDay](#) [#ocwatereducation](#)

### Water RTs

RT @AudubonSociety

Birds like Snail Kites rely on wetlands. Learn about Audubon's work to restore water habitats: [audubon.org/water](https://audubon.org/water) [#WorldWetlandsDay](#)

RT @SLOCoastSP

What a phenomenal video from [@CaliforniaDFW](#) about our [@MPAs\\_Matter](#) ! Did you know we have 124 MPAs along [@TheCACoast](#) ? [@CAStateParks](#) is teaming up with [@CaliforniaDFW](#) to educate our students about these underwater parks through the [@portsprogram](#) [ports.parks.ca.gov](https://ports.parks.ca.gov)

RT @WaterEdFdn

Amid a dry winter, people are starting to use the "D" word -- drought -- in conversation. So we're making "Drought" our Water Word of the Week. Read more about this costly natural disaster in

RT @ACCOC

Packed room this morning in [@newportbeachgov](#) as [@ACCOC](#) members listen to [@8thGenCA](#) give an update on the [@CAWaterFix](#). A critical infrastructure investment for creating a reliable water supply for all of California! [@mwdh2o](#) [@MWDOC](#)

RT @NSF

Wetland restoration could be one of the most effective methods for improving water quality in the face of climate change: [bit.ly/2E3LuA9](#)

RT @mwdh2o

California is in a semi drought, writes MWD's Tom Philp via [@WaterDeeply](#) [\\_newsdeeply.com/water/communit\\_\\_\\_\\_\\_... #CAWater](#)

RT @ProjectWET

Thanks to [@EarthDotCom](#) for this fantastic article about Project WET and water education!

RT @LAWaterKeeper

Check out Hannah's latest blog post, walking us through a variety of [#stormwater](#) capture projects, from homes and schools to streets and parks!

RT @OCWaterFest

Calling all volunteers: we need your help at [@ocwaterfest](#). Sign up to volunteer on 3/27, 3/28 or 3/29. [\\_childrenwaterfestival.com](#)

RT @BeingWaterWise

[#California](#) uses the most groundwater in the U.S. Here's an in depth article on [#groundwater](#) usage throughout the state. [#BeWaterWise](#) [#UseWaterWisely](#) [\\_mavensnotebook.com/groundwater/](#)

RT @MavensNotebook

All the major [#cawater](#) infrastructure bringing in water to SoCal cross the San Andreas fault at least once, sometimes multiple times. What would happen in the event of an earthquake? UCLA's Dr. Jon Stewart (and others) have been studying the problem.

RT @IRWDNews

Meet a California Native Plant Society Garden Ambassador and learn how to grow your own California native plant garden on Saturday, Feb. 24, at 1 p.m. Tree of Life Nursery. Learn more: [\\_cnps.org/cnps/grownativ...](#)

RT @UCLAThinkGrand

Could California's water infrastructure survive the next big [#earthquake](#)? Per [@UCLAEngineering](#)'s Prof. Jonathan Stewart, it could pose a threat to our water supply. Scientists are working w/ policy makers to plan for [#DisasterResilience](#) & a [#SustainableLA](#) [ucla.in/2FjxHXM](#)

RT @dakasler

Water agency gets an earful: Speed up billions for new reservoirs. [\\_sacbee.com/latest-news/ar\\_\\_\\_\\_\\_](#)

RT @USGS



Check out WaterWatch for real time streamflow conditions. Lots of "blue" in the mid-section and northeastern states of the US indicating much above normal levels.

[\\_waterwatch.usgs.gov/?id=ww\\_current](https://waterwatch.usgs.gov/?id=ww_current) [#flooding](#)

RT @MWDOC

Our pal Ricki Raindrop has been the symbol for OC water education for over 45 years! Today, Ricki can be found "on the run" throughout the OC, bringing valuable information and water education to adults and children alike! [#WaterEducation](#) || Learn More: [ow.ly/CxV330izRCh](https://ow.ly/CxV330izRCh)

RT @CaEEI

"Study finds 'rock moisture' spared California forest from [#drought](#)" [\\_bit.ly/2oF7o6v](https://bit.ly/2oF7o6v) [#trees](#) [#forest](#)

RT @saveourwater

Household leaks are one of the biggest water wasters. 💧 Check inside and out for drips under the sink, pools of water under the washers, or squishy muddy ground in your yard and you could save as much as 110 gallons of water each month. Find more tips at [\\_goo.gl/N8HKrw](https://goo.gl/N8HKrw)

**Public Affairs Activities Report  
March 19, 2018 – April 10**

<b>Member Agency Relations</b>	<p>Public Affairs Staff:</p> <ul style="list-style-type: none"> <li>Created a media kit for MWDOC member agencies for the 2018 National Mayor's Challenge the kit includes: <ul style="list-style-type: none"> <li>A promotional flyer</li> <li>A sample news release</li> <li>Sample social media posts</li> <li>Tips for success</li> </ul> </li> <li>Continued to promote the annual Water Awareness Poster Contest, and received and organized submissions</li> <li>Facilitated a Ricki Raindrop appearance with Westminster Water Division at the City of Westminster's <i>Spring Festival</i></li> <li>Facilitated a Ricki Raindrop appearance with El Toro Water District at their <i>Water-Wise Garden Dedication Ceremony and Tour</i></li> </ul>
<b>Community Relations</b>	<p>Public Affairs Staff:</p> <ul style="list-style-type: none"> <li>Updated website with upcoming community events</li> <li>Participated as Presenters in the two-day Children's Water Education Festival, held at University of California, Irvine</li> </ul>
<b>Education</b>	<p>Public Affairs Staff:</p> <ul style="list-style-type: none"> <li>Attended El Toro HS 2<sup>nd</sup> visit</li> <li>Visited Inside the Outdoors headquarters for HS Program overview and discussion</li> <li>Toured Argyros Girl Scout Leadership Center with Director Schneider to explore potential partnership opportunities</li> <li>Provided information to East Orange County WD on HS Program attendance</li> <li>Prepared slides for Director Schneider's Elected Officials' Forum presentation on MWDOC Education Programs</li> <li>Created &amp; distributed National Mayor's Challenge for Water Conservation Classroom Edition flyers for OC Educators</li> <li>Provided 18-19 Choice Program figures and targets for rate resolution</li> <li>Provided information to City of Santa Ana on 17-18 program attendance numbers for both Elementary &amp; High School</li> <li>Provided Mesa Water with updated schedule on the High School Program Expo</li> <li>Provided City of Buena Park with information on the High School Program Expo</li> <li>Provided El Toro WD with information on the High School Program Expo</li> <li>Created and sent voting poll to Board and Staff to choose an OC winner for the #Voice4Water video contest</li> <li>Attended the 2018 CAPIO conference. Sessions included:</li> </ul>

	<ul style="list-style-type: none"> <li>○ Organizational Strategy for Cross-Departmental Collaboration</li> <li>○ Cracking the Media Code</li> <li>○ How to Measure Success of Communications Strategies in a Campaign</li> <li>○ Reaching Diverse Communities Through Meaningful Communication</li> <li>○ Making Your Social Media More Engaging</li> <li>○ Lead in the Headlines: Staying Ahead of a Developing Crisis</li> <li>○ Taking Digital Communications to the Next Level</li> </ul>
<b>Media Relations</b>	<p>Public Affairs Staff:</p> <ul style="list-style-type: none"> <li>• Prepared &amp; sent out a news release for the Saddleback College World Water Forum Grand Award</li> <li>• Prepared &amp; sent out news release: Board Adopts Resolution in Support of MET's Increased Share of WaterFix</li> <li>• Met with the Daily Journal on potential outreach opportunities</li> </ul>
<b>Special Projects</b>	<p>Public Affairs staff:</p> <ul style="list-style-type: none"> <li>• Prepared and sent a MWDOC Board Workshop notice announcing guest speaker Roger Patterson</li> <li>• Participated in the annual Inspection Trip Coordinators Meeting at Metropolitan</li> <li>• Working with MWDOC/Met Directors to submit preferred dates/trip types to Metropolitan for the 2018-19 Inspection Trip season</li> <li>• Participated in a WEROC EOC Section Training</li> <li>• Prepared and distributed an eCurrents newsletter</li> <li>• Participated on a conference call with Metropolitan Media Relations team and Dee Zinke to discuss agency WaterFix messaging</li> <li>• Met with Wyland Foundation and Saddleback Community College to discuss the updated pocket park design and dew and fog catchment system technology</li> <li>• Created &amp; distributed National Mayor's Challenge for Water Conservation flyer for the April 2018 competition</li> <li>• Prepared and distributed a second invite for the Water Policy Forum and Dinner featuring Karla Nemeth. Continue to assist with guest registration and reserved tables for this event. Additionally, completed negotiations with the hotel for event set-up, menu options, and A/V needs.</li> </ul> <p>Heather staffed the WACO Planning meeting. Director Dick also attended. She is currently working on the May program inviting potential speakers.</p>

	<p>Heather and Christina Hernandez prepared for the ISDOC Quarterly Luncheon by sending out reminder invitations, creating the agenda and the RSVP and check-in lists. Christina and Director Finnegan staffed the registration desk, while Heather coordinated with the speaker, OC Registrar of Voters, Neal Kelley.</p> <p>Heather participated in telephone interviews for the Executive Assistant position with Cathy Harris and Maribeth Goldsby.</p> <p>Heather staffed the April WACO meeting and coordinated the speaker, Brandon Goshi from the Metropolitan Water District of Southern California.</p>
<b>Legislative Affairs</b>	<p>Heather participated in the Southern California Water Coalition's Legislative Task Force meeting.</p> <p>Heather attended the ACWA State Legislative Committee meeting in Sacramento.</p> <p>Heather and Melissa participated in Metropolitan's Member Agency Legislative Coordinator meeting.</p> <p>Heather monitored the Water Affordability Symposium coordinated by the State Water Resources Control Board.</p> <p>Heather prepared slides on state legislation for Director Tamaribuchi to present at the Elected Officials Forum.</p> <p>Heather participated in ACWA's state legislative committee water shutoffs working group meeting.</p>
<b>Water Summit</b>	<p>Public Affairs staff:</p> <ul style="list-style-type: none"> <li>• Sent invitations to the following speakers <ul style="list-style-type: none"> <li>○ Chris "Maven" Austin – <i>Maven's Notebook</i></li> <li>○ Jon Coupal – Howard Jarvis Taxpayers Assoc.</li> <li>○ Kurt Schwabe – PPIC</li> <li>○ Harlan Kelly, Jr. – SFPUC</li> <li>○ Maureen Stapleton – SDCWA</li> </ul> </li> <li>• Confirmed details for event transportation</li> </ul>