

**MEETING OF THE
BOARD OF DIRECTORS OF THE
MUNICIPAL WATER DISTRICT OF ORANGE COUNTY**
Jointly with the
ADMINISTRATION & FINANCE COMMITTEE
November 12, 2015, 8:30 a.m.
MWDOC Conference Room 101

Committee:

Director Thomas, Chairman
Director J. Finnegan
Director Osborne

Staff: R. Hunter, K. Seckel, C. Harris,
K. Davanaugh, H. Chumpitazi

Ex Officio Member: L. Dick

MWDOC Committee meetings are noticed and held as joint meetings of the Committee and the entire Board of Directors and all members of the Board of Directors may attend and participate in the discussion. Each Committee has designated Committee members, and other members of the Board are designated alternate committee members. If less than a quorum of the full Board is in attendance, the Board meeting will be adjourned for lack of a quorum and the meeting will proceed as a meeting of the Committee with those Committee members and alternate members in attendance acting as the Committee.

PUBLIC COMMENTS - Public comments on agenda items and items under the jurisdiction of the Committee should be made at this time.

ITEMS RECEIVED TOO LATE TO BE AGENDIZED - Determine there is a need to take immediate action on item(s) and that the need for action came to the attention of the District subsequent to the posting of the Agenda. (Requires a unanimous vote of the Committee)

ITEMS DISTRIBUTED TO THE BOARD LESS THAN 72 HOURS PRIOR TO MEETING --

Pursuant to Government Code section 54957.5, non-exempt public records that relate to open session agenda items and are distributed to a majority of the Board less than seventy-two (72) hours prior to the meeting will be available for public inspection in the lobby of the District's business office located at 18700 Ward Street, Fountain Valley, California 92708, during regular business hours. When practical, these public records will also be made available on the District's Internet Web site, accessible at <http://www.mwdoc.com>.

PROPOSED BOARD CONSENT CALENDAR ITEMS

1. TREASURER'S REPORT
 - a. Revenue/Cash Receipt Report – October 2015
 - b. Disbursement Approval Report for the month of November 2015
 - c. Disbursement Ratification Report for the month of October 2015
 - d. GM Approved Disbursement Report for the month of October 2015
 - e. Water Use Efficiency Projects Cash Flow – October 31, 2015
 - f. Consolidated Summary of Cash and Investment – September 2015
 - g. OPEB Trust Fund monthly statement

2. FINANCIAL REPORT
 - a. Combined Financial Statements and Budget Comparative for the period ending September 30, 2015
 - b. Quarterly Budget Review

ACTION ITEMS

3. AMWA's INTERNATIONAL WATER AND CLIMATE FORUM DECEMBER 6-9, 2015, SAN DIEGO
4. ADOPT POLICY FOR CONTRIBUTIONS TO THE HEALTH SAVINGS ACCOUNTS (HSA) FOR THE HIGH DEDUCTIBLE HEALTH PLAN
5. ADOPT RESOLUTION IN ACCORDANCE WITH THE CALIFORNIA PUBLIC EMPLOYEES RETIREMENT SYSTEM (CALPERS) FOR THE POST-RETIREMENT EMPLOYMENT OF RICHARD BELL IN ACCORDANCE WITH GOVERNMENT CODE SECTION 7522.56

INFORMATION ITEMS – (THE FOLLOWING ITEMS ARE FOR INFORMATIONAL PURPOSES ONLY – BACKGROUND INFORMATION IS INCLUDED IN THE PACKET. DISCUSSION IS NOT NECESSARY UNLESS REQUESTED BY A DIRECTOR.)

6. BENEFIT RATES FOR 2016
7. MONTHLY WATER USAGE DATA, TIER 2 PROJECTION & WATER SUPPLY INFO
8. DEPARTMENT ACTIVITIES REPORTS
 - a. Administration
 - b. Finance and Information Technology

OTHER ITEMS

9. REVIEW ISSUES REGARDING DISTRICT ORGANIZATION, PERSONNEL MATTERS, EMPLOYEE BENEFITS FINANCE AND INSURANCE

ADJOURNMENT

NOTE: At the discretion of the Committee, all items appearing on this agenda, whether or not expressly listed for action, may be deliberated, and may be subject to action by the Committee. On those items designated for Board action, the Committee reviews the items and makes a recommendation for final action to the full Board of Directors; final action will be taken by the Board of Directors. Agendas for Committee and Board meetings may be obtained from the District Secretary. Members of the public are advised that the Board consideration process includes consideration of each agenda item by one or more Committees indicated on the Board Action Sheet. Attendance at Committee meetings and the Board meeting considering an item consequently is advised.

Accommodations for the Disabled. Any person may make a request for a disability-related modification or accommodation needed for that person to be able to participate in the public meeting by telephoning Maribeth Goldsby, District Secretary, at (714) 963-3058, or writing to

Municipal Water District of Orange County at P.O. Box 20895, Fountain Valley, CA 92728. Requests must specify the nature of the disability and the type of accommodation requested. A telephone number or other contact information should be included so that District staff may discuss appropriate arrangements. Persons requesting a disability-related accommodation should make the request with adequate time before the meeting for the District to provide the requested accommodation.

Municipal Water District of Orange County
REVENUE / CASH RECEIPT REPORT
October 2015

WATER REVENUES

Date	From	Description	Amount
10/02/15	Serrano Water District	August 2015 Water deliveries	5,970.14
10/02/15	City of San Clemente	August 2015 Water deliveries	678,022.78
10/02/15	City of Brea	August 2015 Water deliveries	279,971.31
10/05/15	City of Seal Beach	August 2015 Water deliveries	251,462.73
10/06/15	City of La Palma	August 2015 Water deliveries	64,008.26
10/06/15	City of San Juan Capistrano	August 2015 Water deliveries	574,954.04
10/06/15	Trabuco Canyon Water District	August 2015 Water deliveries	18,155.68
10/09/15	Laguna Beach County Water District	August 2015 Water deliveries	304,364.94
10/13/15	Santiago Aqueduct Commission	August 2015 Water deliveries	152,251.20
10/13/15	City of Buena Park	August 2015 Water deliveries	223,088.65
10/13/15	City of Newport Beach	August 2015 Water deliveries	248,678.16
10/13/15	South Coast Water District	August 2015 Water deliveries	465,119.95
10/14/15	East Orange County Water District	August 2015 Water deliveries	292,305.17
10/14/15	City of Westminster	August 2015 Water deliveries	196,175.63
10/14/15	City of Garden Grove	August 2015 Water deliveries	377,557.28
10/15/15	Santa Margarita Water District	August 2015 Water deliveries	2,387,079.17
10/15/15	Orange County Water District	August 2015 Water deliveries	578,703.47
10/15/15	El Toro Water District	August 2015 Water deliveries	777,985.12
10/15/15	Irvine Ranch Water District	August 2015 Water deliveries	781,386.30
10/15/15	Moulton Niguel Water District	August 2015 Water deliveries	2,341,143.25
10/15/15	City of Orange	August 2015 Water deliveries	772,896.72
10/15/15	Yorba Linda Water District	August 2015 Water deliveries	549,275.60
10/15/15	Golden State Water Company	August 2015 Water deliveries	395,251.88
10/30/15	City of La Habra	September 2015 Water deliveries	9,436.65
10/30/15	City of Brea	September 2015 Water deliveries	244,514.93
10/30/15	City of Huntington Beach	September 2015 Water deliveries	592,695.41

TOTAL REVENUES \$ 13,562,454.42

Municipal Water District of Orange County
REVENUE / CASH RECEIPT REPORT
October 2015

MISCELLANEOUS REVENUES

Date	From	Description	Amount
10/29/15	Paypal	ISDOC Registrations	441.21
10/09/15	2 Checks	Movie tickets	91.00
10/02/15	Grisel Rodriguez	Movie tickets	85.00
10/15/15	Judy Pfister	Movie tickets	160.00
10/15/15	Judy Pfister	Nov - Dec 2015 Retiree medical insurance	69.42
10/07/15	Susan Hinman	Pension reimbursement	20,072.14
10/15/15	Wayne Osborne	Pension reimbursement	7,957.63
10/08/15	State of California	2002-2004 Brown Act State Mandated Cost	8,216.00
10/06/15	Santa Margarita Water District	Jul - Aug 2015 Smart Timer rebate program	1,067.03
10/06/15	South Coast Water District	Jul - Aug 2015 Smart Timer rebate program	225.00
10/09/15	City of Huntington Beach	August 2015 Smart Timer rebate program	211.54
10/13/15	Serrano Water District	August 2015 Smart Timer rebate program	75.00
10/16/15	City of Fullerton	August 2015 Smart Timer rebate program	150.00
10/16/15	City of Tustin	August 2015 Smart Timer rebate program	300.00
10/20/15	Trabuco Canyon Water District	August 2015 Smart Timer rebate program	75.00
10/26/15	Yorba Linda Water District	August 2015 Smart Timer rebate program	437.46
10/26/15	City of Santa Ana	August 2015 Smart Timer rebate program	75.00
10/06/15	City of San Juan Capistrano	July 2015 Turf Removal rebate program	6,074.07
10/14/15	Laguna Beach County Water District	August 2015 Turf Removal rebate program	2,257.00
10/20/15	City of La Habra	August 2015 Turf Removal rebate program	582.00
10/20/15	City of San Juan Capistrano	August 2015 Turf Removal rebate program	5,407.09
10/26/15	City of Buena Park	August 2015 Turf Removal rebate program	2,716.00
10/20/15	City of Newport Beach	July 2015 Smart Timer & Turf Removal rebate program	4,096.04
10/13/15	Golden State Water Company	August 2015 Smart Timer & Turf Removal rebate program	7,098.88
10/13/15	City of Orange	August 2015 Smart Timer & Turf Removal rebate program	5,622.50
10/15/15	City of Garden Grove	August 2015 Smart Timer & Turf Removal rebate program	4,224.00
10/16/15	City of Brea	August 2015 Smart Timer & Turf Removal rebate program	247.74
10/09/15	City of San Clemente	August 2015 Smart Timer & Turf Removal rebate program	5,141.99
10/20/15	El Toro Water District	August 2015 Smart Timer & Rotating Nozzle rebate program	86.30
10/20/15	Moulton Niguel Water District	Aug 2015 SmartTimer, Rotating Nozzle & Turf Removal rebate program	108,158.22
10/06/15	Trabuco Canyon Water District	Jul - Aug 2015 So Cal Watersmart Residential rebate program	1,100.00
10/15/15	Santa Margarita Water District	Jul - Aug 2015 So Cal Watersmart Residential rebate program	415.00
10/20/15	Moulton Niguel Water District	August 2015 SoCal WaterSmart Residential rebate program	44,403.53
10/20/15	El Toro Water District	August 2015 SoCal WaterSmart Residential rebate program	1,242.56
10/20/15	Golden State Water Company	August 2015 SoCal WaterSmart Residential rebate program	2,275.00
10/21/15	Irvine Ranch Water District	August 2015 SoCal WaterSmart Residential rebate program	45,081.83
10/06/15	City of La Habra	2015 Urban Water Management Plan Contract - Arcadis	32,650.00
10/07/15	East Orange County Water District	2015 Urban Water Management Plan Contract - Arcadis	24,186.00
10/08/15	City of Garden Grove	2015 Urban Water Management Plan Contract - Arcadis	41,570.00
10/09/15	City of Fullerton	2015 Urban Water Management Plan Contract - Arcadis	27,550.00
10/13/15	Yorba Linda Water District	2015 Urban Water Management Plan Contract - Arcadis	40,650.00
10/14/15	Mesa Water	2015 Urban Water Management Plan Contract - Arcadis	28,350.00
10/16/15	City of Huntington Beach	2015 Urban Water Management Plan Contract - Arcadis	41,570.00
10/16/15	City of Tustin	2015 Urban Water Management Plan Contract - Arcadis	44,570.00
10/26/15	City of Newport Beach	2015 Urban Water Management Plan Contract - Arcadis	31,250.00
10/30/15	City of Anaheim	2015 Urban Water Management Plan Contract - Arcadis	38,450.00
10/30/15	City of Brea	2015 Urban Water Management Plan Contract - Arcadis	45,320.00

TOTAL MISCELLANEOUS REVENUES \$ 682,054.18

TOTAL REVENUES \$ 14,244,508.60



Robert J. Hunter, General Manager



Hilary Chumitazi, Treasurer

**Municipal Water District of Orange County
Disbursement Approval Report
For the month of November 2015**

<i>Invoice#</i>	<i>Vendor / Description</i>	<i>Amount to Pay</i>
Core Expenditures:		
	Richard Ackerman	
1085	October 2015 Legal consulting on water policy issues	1,725.00
	*** Total ***	1,725.00
	Aleshire & Wynder LLP	
34794	September 2015 Legal services	987.50
	*** Total ***	987.50
	ALTA FoodCraft	
515101974	10/28/15 Coffee & tea supplies	283.96
	*** Total ***	283.96
	American Water Works Assoc.	
7001088385	2016 Annual membership renewal	1,550.00
	*** Total ***	1,550.00
	Association of Metropolitan Water Agencies	
2016	2015 Annual membership renewal	16,804.61
	*** Total ***	16,804.61
	AppleOne Employment Services	
01-3819334	W/E 10/17/15 Temporary help for scanning records	106.44
01-3828647	W/E 10/24/15 Temporary help for scanning records	567.68
	*** Total ***	674.12
	Best Best and Krieger LLP	
55401-SEP15	September 2015 Legal services	6,167.45
	*** Total ***	6,167.45
	CDM Smith	
80537568/10	September 2015 Engineering services for Water Reliability Investigation	20,576.00
	*** Total ***	20,576.00
	CDW Government	
ZV91913	2 Photo conductor units for Ricoh color printer	612.63
	*** Total ***	612.63
	CP Appraisers	
2074	50% for Real estate appraisal for MWDOC office building	2,250.00
	*** Total ***	2,250.00

**Municipal Water District of Orange County
Disbursement Approval Report
For the month of November 2015**

<i>Invoice#</i>	<i>Vendor / Description</i>	<i>Amount to Pay</i>
	CSU Fullerton ASC	
AR164679	2nd Quarter FY 15/16 CDR Support	9,934.88
	*** Total ***	9,934.88
	Deluxe for Business	
2035420378	4000 Custom Accounts Payable blank check stock	464.48
	*** Total ***	464.48
	Finley & Cook PLLC	
SI0010390	7/24/15 Services for Accounts Payable check modification	185.00
	*** Total ***	185.00
	Independent Special Dist. of OC	
102815-OCT15	October 2015 PayPal receipts for 10/22/15 meeting	441.21
ISDOC102815	10/22/15 Meeting registration for Directors Barbre & Osborne	34.00
	*** Total ***	475.21
	James C. Barker, P.C.	
105-1015	October 2015 Federal legislative advocacy services	8,000.00
	*** Total ***	8,000.00
	Jobs Available	
1522024	Employment ads for Senior Water Resources Analyst, Principal Engineer/Planner and Water Use Efficiency Program Coordinator positions	1,092.00
	*** Total ***	1,092.00
	Lewis Consulting Group, LLC	
1438	October 2015 Consulting services	4,375.00
	*** Total ***	4,375.00
	Edward G. Means III	
MWDOC-1033	October 2015 Support on MET issues & strategic guidance to Engineering department	1,375.00
	*** Total ***	1,375.00
	Norco Delivery Services	
691498	10/2/15 Delivery charges for Board packets	112.29
	*** Total ***	112.29
	Office Solutions	
I-00847574	10/16/15 Office supplies	239.09
I-00848215	10/19/15 Office supplies	2.29
I-00855912	11/3/15 Office supplies	59.25
	*** Total ***	300.63

**Municipal Water District of Orange County
Disbursement Approval Report
For the month of November 2015**

<i>Invoice#</i>	<i>Vendor / Description</i>	<i>Amount to Pay</i>
	Orange County Water District	
15535	September 2015 50% of WACO expenses	228.47
100815	10/8/15 Health & Wellness Expo sponsorship	200.00
15353	To reimburse OCWD for cost share of 2012-2015 OC Summits	10,793.62
15554	September 2015 Postage, shared office & maintenance expense	9,682.23
15595	To reimburse OCWD for cost share of air duct cleaning	8,415.00
	*** Total ***	29,319.32
	Patricia Kennedy Inc.	
20575	November 2015 Plant maintenance	214.00
	*** Total ***	214.00
	PDC Interiors	
2344B-15	July-October 2015 Interior design services to estimate refurbishment of entry and restroom areas	3,145.00
	*** Total ***	3,145.00
	Petty Cash	
103115	August-October 2015 Petty Cash reimbursement	161.13
	*** Total ***	161.13
	QuickStart Intelligence	
IN-PO-42044	8/31/15-9/4/15 Microsoft Exchange Server 2013 training for P. Dinh	1,397.50
	*** Total ***	1,397.50
	Spectrum Business Centers	
173813	1 Toner cartridge for Ricoh color printer	183.60
	*** Total ***	183.60
	Staples Advantage	
8036417163	10/15/2015 Office supplies	310.73
	*** Total ***	310.73
	Steven Enterprises, Inc.	
0344880-IN	HP Designjet Z5400 printer with 3 year service contract	5,531.60
0345721-IN	Paper for Designjet printer	312.27
	*** Total ***	5,843.87
	Top Hat Productions	
90959	10/15/15 Lunch for Managers' meeting	403.38
	*** Total ***	403.38
	Townsend Public Affairs, Inc.	
11172	October 2015 State legislative advocacy services	8,000.00
	*** Total ***	8,000.00

**Municipal Water District of Orange County
Disbursement Approval Report
For the month of November 2015**

<i>Invoice#</i>	<i>Vendor / Description</i>	<i>Amount to Pay</i>
	City of Tustin	
701859	To refund for unused portion of deposit with MET for Service Connection OC-58 project	3,118.39
	*** Total ***	3,118.39
	Vavrinek, Trine, Day & Co., LLP	
018326-IN	September 2015 Services for FY 14/15 Financial Statement audit	5,800.00
	*** Total ***	5,800.00
	Ken Weinberg	
1007	9/26/15-10/25/15 Services to review California Bay Delta Fix documents and preparation of comment letter	3,230.00
	*** Total ***	3,230.00
	White Nelson Diehl Evans LLC	
121015	2015 Government Tax seminar registration for L. Gunawan	325.00
	*** Total ***	325.00
	Total Core Expenditures	139,397.68

Choice Expenditures:

	Bryton Printing Inc.	
12148	11,000 Residential and commercial flyers for WUE programs	3,066.68
	*** Total ***	3,066.68
	Droplet Technologies LLC	
1043	Web based rebate processing and database platform for WUE	59,056.00
	*** Total ***	59,056.00
	EcoLandscape California	
MWDOC/ELC 092415	7/30/15-9/20/15 Development of irrigation schedule calculator	5,056.79
MWDOC/ELC 102215	9/21/15-10/20/15 Development of irrigation schedule calculator	6,085.00
	*** Total ***	11,141.79
	Fraser Communications	
15945	August 2015 Services for drought messaging outreach	7,854.80
16032	September 2015 Services for drought messaging outreach	6,949.80
	*** Total ***	14,804.60
	Jessica H. Ouwerkerk	
MWDOC-005	October 2015 Consulting services for Water Use Efficiency department	4,370.00
	*** Total ***	4,370.00

**Municipal Water District of Orange County
Disbursement Approval Report
For the month of November 2015**

<i>Invoice#</i>	<i>Vendor / Description</i>	<i>Amount to Pay</i>
	Ultimate Image Printing	
102808	120 Lawn signs for Turf Removal program	3,472.40
	*** Total ***	3,472.40
	Total Choice Expenditures	<u>95,911.47</u>
Other Funds Expenditures:		
	AquaFicient Consulting	
03-002	September 2015 Landscape Performance Certification program funded by IRWD & MET	1,800.00
	*** Total ***	1,800.00
	Awards & Trophies Co., Inc.	
13462	1 Brass plate for Industrial Water Use Reduction program participant Fabrica Fine Carpets	14.37
13497	2 Brass plate for Industrial Water Use Reduction program participant Hoag Memorial Hospital	14.37
	*** Total ***	28.74
	Best Best and Krieger LLP	
55401-SEP15A	September 2015 Legal services	127.50
	*** Total ***	127.50
	ConserVision Consulting, LLC	
LPCP-235	September 2015 Consulting services for Landscape Performance Certification program	7,501.50
	*** Total ***	7,501.50
	Eagle Communications	
714085	September-October 2015 Services for WEROC partner agency inspections	5,131.00
	*** Total ***	5,131.00
	EcoLandscape California	
MWDOC/ELC 092415	7/30/15-9/20/15 Development of irrigation schedule calculator	5,056.80
MWDOC/ELC 102215	9/21/15-10/20/15 Development of irrigation schedule calculator	6,085.00
	*** Total ***	11,141.80
	Fabrica Fine Carpets	
FABRICA-012	Incentive for Industrial Process Water Use Reduction program	125,851.39
	*** Total ***	125,851.39
	Hoag Memorial Hospital	
HOAG-011B	Incentive for Industrial Process Water Use Reduction program	20,558.67
	*** Total ***	20,558.67

Municipal Water District of Orange County
Disbursement Approval Report
For the month of November 2015

<i>Invoice#</i>	<i>Vendor / Description</i>	<i>Amount to Pay</i>
	<i>Mission RCD</i>	
1854	September 2015 Field verifications for Water Use Efficiency rebate programs	37,048.67
	*** Total ***	37,048.67
	<i>Public Spaces Program</i>	
SC-05-28-14	City of San Clemente	135,778.00
LN04-04-13B	City of Laguna Niguel	32,982.00
	*** Total ***	168,760.00
	<i>Spray to Drip Program</i>	
S2D-BREA-3144	C. Bell	525.00
S2D-IRWD-3726	R. Gilmour	175.00
S2DC-IRWD-2111	Harvard Manor (Irvine)	1,761.05
S2DC-LHBR-3735	G. Janakiram	525.00
S2D-MESA-3111	D. Sarrafi	175.00
S2D-MNWD-3099	M. Shepard	231.00
S2D-MNWD-3134	M. Shiang	280.67
S2D-SMWD-3699	L. Hayman	175.00
S2D-SMWD-3050	D. Reed	525.00
S2D-SCLM-3746	E. Okeefe	525.00
S2DC-SCWD-2125	Crystal Cove at Dana Point HOA (Dana Point)	130.14
S2D-TSTN-3733	C. Crawford	525.00
	*** Total ***	5,552.86
	<i>Turf Removal Program</i>	
TR5-BP-006	D. No	9,414.00
TR5W-BP-3917	Buffalo Lite Inc. (Buena Park)	4,834.00
TR5W-BP-5043	J. Remshaw	2,804.00
TR5-BREA-037	N. Baiza	1,956.00
TR5W-BREA-3800	D. Constancio	2,625.00
TR5W-BREA-4554	M. Rogers	3,780.00
TR5W-BREA-4661	D. Ward	6,135.00
TR5W-BREA-4804	J. Lathrop	4,410.00
TR5W-BREA-4806	B. Sutton	972.00
TR5W-BREA-5192	H. Park	4,844.00
TR6-BREA-10356-405	K. Apodaca	254.00
TR6-BREA-10470-220	K. Thompson	1,962.00
TR6-BREA-6248-2929	2929 Imperial LLC (Brea)	1,800.00
TR6-BREA-6327-597	J. Reed	1,200.00
TR6-BREA-6552-151	D. Rader	4,286.00
TR6-BREA-7009-134	J. Ruetz	460.00
TR6-BREA-7509-639	J. Weber	800.00
TR6-BREA-7787-1277	G. Eyles	2,800.00
TR6-BREA-8193-411	M. Bradford	827.09
TR6-BREA-8320-1618	R. Johnson	2,520.00
TR6-BREA-8424-2984	C. Russell	1,400.00
TR6-BREA-8428-301	M. Ellis	2,680.00

**Municipal Water District of Orange County
Disbursement Approval Report
For the month of November 2015**

<i>Invoice#</i>	<i>Vendor / Description</i>	<i>Amount to Pay</i>
TR6-BREA-9041-740	V. Mezhinsky	2,458.00
TR5W-ETWD-4269	Woodside El Toro HOA (Lake Forest)	10,656.00
TR5W-ETWD-4672	M. Churchill	2,974.00
TR5W-ETWD-5029	A. Jaszenovics	2,204.00
TR5W-ETWD-5588	C. Oltman	3,344.00
TR6-ETWD-7401-22461	R. Nodalo	414.00
TR6-ETWD-7523-24011	K. Helmick	562.00
TR6-ETWD-7602-23752	A. Brooks	1,100.00
TR6-ETWD-8251-24903	The Wellington (Laguna Hills)	1,980.30
TR6-ETWD-9994-23591	G. Garrett	216.00
TR5-FV-025	J. Reichert	1,336.00
TR5-FV-027	M. Sickman	2,310.00
TR5-FV-028	H. Miya	3,460.00
TR5W-FV-4025	V. Henson	744.00
TR5W-FV-4227	M. Yassini	700.00
TR5W-FV-4453	G. Green	2,200.00
TR5W-FV-4600	D. Posner	1,436.00
TR5W-FV-5141	R. Kistner	748.00
TR5W-FV-5145	J. Amati	356.00
TR5W-FV-5154	D. Palermo	1,790.00
TR5W-FV-5440	H. Hanley	4,702.00
TR6-FV-6730-18378	C. Shepherd	1,750.00
TR6-FV-7859-9522	B. Bui	2,324.00
TR6-FV-8185-9085	R. Shelton	790.00
TR5-GG-044	R. Davis	1,882.00
TR5W-GG-2348	J. Laub	576.00
TR5W-GG-3214	H. Nguyen	4,712.00
TR5W-GG-3654	K. Nguyen	4,412.00
TR5W-GG-4931	K. Vu	10,502.00
TR5-GSWC-106	Cypress Management Company (Cypress)	39,544.00
TR5W-GSWC-3544	A. Marten	432.00
TR5W-GSWC-4362	C. Forehan	850.00
TR5W-GSWC-4642	E. Sliwa	2,474.00
TR5W-GSWC-4722	H. Eastman	1,326.00
TR5W-GSWC-5301	M. Hensel	2,558.00
TR5-HB-129	P. Feldhus	694.00
TR5W-HB-1217	M. Paskil	2,354.00
TR5W-HB-2749	Golden West College (Huntington Beach)	226,788.00
TR5W-HB-3489	J. Buran	2,012.00
TR5W-HB-3607	Peninsula HOA (Huntington Beach)	5,794.00
TR5W-HB-3657	Landmark Yorktown Association (Huntington Beach)	1,656.00
TR5W-HB-3658	Landmark Yorktown Association (Huntington Beach)	1,800.00
TR5W-HB-3801	K. Roberts	800.00
TR5W-HB-4092	A. Swanson	3,384.00
TR5W-HB-4173	D. Clay	378.00
TR5W-HB-4182	L. Morales	2,980.00
TR5W-HB-4212	M. Kass	1,354.00

Municipal Water District of Orange County
Disbursement Approval Report
For the month of November 2015

<i>Invoice#</i>	<i>Vendor / Description</i>	<i>Amount to Pay</i>
TR5W-HB-4327	D. McMahan	840.00
TR5W-HB-4406	R. Cortese	1,416.00
TR5W-HB-4431	B. Schlittenhart	2,122.00
TR5W-HB-4456	F. Karuntzos	2,306.00
TR5W-HB-4740	P. Green	500.00
TR5W-HB-5112	D. Tenhulzen	3,520.00
TR5W-HB-5195	M. Piantoni	1,606.00
TR5W-HB-5250	K. Ellis	1,106.00
TR5W-HB-5258	C. Linck	4,000.00
TR5W-HB-5367	W. Dixon	2,116.00
TR5W-HB-5412	R. Irving	4,170.00
TR5W-HB-5457	P. Gilbert	2,240.00
TR5W-HB-5486	S. Freemon	720.00
TR5W-HB-5500	W. Palmer	1,652.00
TR5W-HB-5594	F. Serrano	654.00
TR5W-HB-5608	B. Radzai	2,008.00
TR5W-HB-5716	T. Chao	1,368.00
TR5W-HB-5898	M. McCann	2,526.00
TR5W-HB-5907	L. Schoenberger	766.00
TR5W-HB-5962	R. Damia	1,680.00
TR6-HB-10039-6221	S. Chaffins	1,824.00
TR6-HB-10120-17612	J. Madonia	1,200.00
TR6-HB-10289-14311	D. Vannote	1,894.00
TR6-HB-10408-4652	S. Hess	2,492.00
TR6-HB-6410-21371	D. Zaki	910.00
TR6-HB-6510-6232	J. McIsaac	1,276.00
TR6-HB-6627-17332	J. Baer	3,520.00
TR6-HB-6779-4642	J. Cunningham	938.00
TR6-HB-7012-622	A. Eun	500.00
TR6-HB-7049-18302	T. Quick	1,388.00
TR6-HB-7082-6581	C. Adkins	2,090.00
TR6-HB-7208-19942	R. DeVries	2,848.00
TR6-HB-7223-10202	B. Semmelroth	2,566.00
TR6-HB-7486-5701	L. Hicks	1,810.00
TR6-HB-7620-6312	J. Brunner	1,026.00
TR6-HB-8432-6652	G. Taylor	1,400.00
TR6-HB-8596-5362	S. Baker	2,256.00
TR6-HB-8822-5001	L. Miles	1,706.00
TR5-IRWD-308	Presidio Community Association (Tustin)	8,826.00
TR5-IRWD-309	Presidio Community Association (Tustin)	42,298.00
TR5-IRWD-310	Presidio Community Association (Tustin)	23,088.00
TR5-IRWD-317	Serrano Park Community Association (Lake Forest)	3,248.00
TR5-IRWD-324	Tustin Ranch Golf Club (Tustin)	380,445.49
TR5-IRWD-334	Woodbridge Seasons HOA (Irvine)	43,544.00
TR5-IRWD-341	M. Gonzales	2,532.00
TR5-IRWD-342	Woodbridge Stonegate HOA (Irvine)	1,844.00
TR5W-IRWD-2257	Colony Club HOA (Irvine)	1,836.00

Municipal Water District of Orange County
Disbursement Approval Report
For the month of November 2015

<i>Invoice#</i>	<i>Vendor / Description</i>	<i>Amount to Pay</i>
TR5W-IRWD-2628	Amnet Holdings, LLC (Irvine)	23,294.00
TR5W-IRWD-3013	S. Shube	754.00
TR5W-IRWD-3345	A. Roberts	1,016.00
TR5W-IRWD-3532	M. Folmar	716.00
TR5W-IRWD-3728	A. Dow	1,326.00
TR5W-IRWD-3839	J. Mattson	1,660.00
TR5W-IRWD-4001	L. Hao	1,496.00
TR5W-IRWD-4002F	A. Ashimine	1,050.00
TR5W-IRWD-4057	R. Sy-Benedict	1,902.00
TR5W-IRWD-4083	J. Huh	506.00
TR5W-IRWD-4125	T. Tran	450.00
TR5W-IRWD-4150	K. Kuno	2,916.00
TR5W-IRWD-4176	T. Yi	776.00
TR5W-IRWD-4183	J. Chan	1,094.00
TR5W-IRWD-4278	T. Inbar	2,940.00
TR5W-IRWD-4340	B. Small	1,328.00
TR5W-IRWD-4533	J. Segner	890.00
TR5W-IRWD-4608	J. Vollmer	660.00
TR5W-IRWD-4762	J. Schuetz	842.00
TR5W-IRWD-4792	M. Eelkema	930.00
TR5W-IRWD-4825	J. Lau	6,228.00
TR5W-IRWD-4909	T. Crowe	790.00
TR5W-IRWD-4934	B. Chang	674.00
TR5W-IRWD-4944	K. Suite	1,482.00
TR5W-IRWD-4962	D. Culmer	1,266.00
TR5W-IRWD-5009	C. Stoichin	1,924.00
TR5W-IRWD-5080	Santa Lucia Community Association (Aliso Viejo)	6,080.00
TR5W-IRWD-5084	J. Demetre	1,318.00
TR5W-IRWD-5182	Burke Real Estate Group (Foothill Ranch)	10,040.00
TR5W-IRWD-5185	Burke Real Estate Group (Foothill Ranch)	3,232.00
TR5W-IRWD-5186	Burke Real Estate Group (Foothill Ranch)	11,192.00
TR5W-IRWD-5190	Burke Real Estate Group (Foothill Ranch)	10,444.00
TR5W-IRWD-5247	R. Puksza	964.00
TR5W-IRWD-5264	T. Sy	436.00
TR5W-IRWD-5342	S. Kim	1,242.00
TR5W-IRWD-5499	J. Love	856.00
TR5W-IRWD-5618	R. Luna	1,782.00
TR5W-IRWD-5689	T. Caulfield	2,118.00
TR5W-IRWD-5791	I. Salvacion	2,138.00
TR5W-IRWD-5996	J. Scirocco	562.00
TR6-IRWD-10000-85	L. Huang	1,218.00
TR6-IRWD-10136-2	S. Lee	1,280.00
TR6-IRWD-10322-2385	B. Patel	1,000.00
TR6-IRWD-6342-2171	M. Sullivan	1,678.00
TR6-IRWD-6399-20091	S. Beck	4,418.00
TR6-IRWD-6566-14	L. Straus	736.00
TR6-IRWD-6593-39	K. Wong	2,078.00

Municipal Water District of Orange County
Disbursement Approval Report
For the month of November 2015

<i>Invoice#</i>	<i>Vendor / Description</i>	<i>Amount to Pay</i>
TR6-IRWD-6695-14941	E. Kilchoer	1,112.00
TR6-IRWD-6874-32	R. Martel	846.00
TR6-IRWD-7279-6	S. Gunes	450.00
TR6-IRWD-7375-29	M. Pannier	1,182.00
TR6-IRWD-7386-61	S. Goyal	464.00
TR6-IRWD-7459-30	M. LeBlanc	1,568.00
TR6-IRWD-7687-10189	J. Thompson	614.00
TR6-IRWD-7735-21542	R. Chorzewski	940.00
TR6-IRWD-7782-5472	E. Janosko	780.00
TR6-IRWD-8057-26251	K. Priolo	760.00
TR6-IRWD-8499-20361	J. Talley	4,772.00
TR6-IRWD-8618-2665	L. Winger	1,874.00
TR6-IRWD-8718-2	A. Tahilramani	3,980.00
TR6-IRWD-8745-2323	R. Baker	870.00
TR6-IRWD-8841-12	B. Whitaker	440.00
TR6-IRWD-9178-10724	J. Sun	3,686.00
TR6-IRWD-9231-25011	J. Fleming	768.00
TR6-IRWD-9549-78	M. Burge	438.00
TR5-LB-027	M. Ala	879.00
TR5-LB-029	S. Washburn	978.00
TR5-LB-030	A. Sands Thomas	1,488.64
TR5W-LB-3526	C. Capretz	5,406.00
TR5W-LB-3541	M. Ininns	8,097.00
TR5W-LB-3723	S. Little	2,811.00
TR5W-LB-4008	W. Stephens	3,078.00
TR5W-LB-4121	L. Rosen	924.00
TR5W-LB-4448	E. Carter	1,323.00
TR5W-LB-4901	P. Paddon	1,566.00
TR5W-LB-5024	J. Wilson	2,670.00
TR6-LB-10331-3287	R. Fontana	1,683.00
TR5W-LH-3759	J. Cho	2,800.00
TR5W-LH-4416	R. Harn	3,458.00
TR5W-LH-5479	G. Wallis	1,668.00
TR6-LP-6583-8141	G. Cox	1,456.00
TR6-LP-6584-4961	E. Seko	1,504.00
TR6-LP-7229-8002	J. Jewell	600.00
TR6-LP-8234-5411	T. Yamamoto	856.00
TR6-LP-8374-5421	B. Hicks	1,050.00
TR6-LP-8898-8011	R. Perry	2,096.00
TR5-MESA-072	E. Slocum	1,750.00
TR5-MESA-075	K. Hohl	5,390.00
TR5-MESA-089	J. Leik	392.00
TR5W-MESA-3597	T. Popp	766.00
TR5W-MESA-4033	B. Eckelmann	1,836.00
TR5W-MESA-4159	T. Umetsu	1,882.00
TR5W-MESA-4395	L. Tenno	1,200.00
TR5W-MESA-4495	T. Buck	868.00

Municipal Water District of Orange County
Disbursement Approval Report
For the month of November 2015

<i>Invoice#</i>	<i>Vendor / Description</i>	<i>Amount to Pay</i>
TR5W-MESA-4508	E. Rijks	3,104.00
TR5W-MESA-4537	D. Franco	3,422.00
TR5W-MESA-4834	K. Anderson	2,046.00
TR5W-MESA-4911	M. Higgins	1,826.00
TR5W-MESA-5165	J. Fisher	1,576.00
TR5W-MESA-5466	L. Raymond	1,704.00
TR5W-MESA-5980	C. Slawson	1,516.00
TR5W-MESA-6022	R. Baldwin	4,823.00
TR6-MESA-7844-270	K. Dunne	1,612.00
TR6-MESA-8858-1010	J. Irwin	5,140.00
TR5-MNT-205	M. Tsutsui	10,622.50
TR5-MNT-225	S. Appleford	2,831.50
TR5-MNT-226	A. Fuller	4,398.50
TR5-MNT-233	K. Cummings	3,881.00
TR5-MNT-234	E. Harrelson	2,051.74
TR5-MNT-236	R. Rohla	5,505.00
TR5-MNT-238	A. Kafka	3,750.00
TR5-MNT-242	M. Sciesinski	7,275.00
TR5-MNT-243	F. & P. Linton	2,131.50
TR5-MNT-250	M. Mansukhani	2,500.00
TR5-MNT-252	M. Serisawa	3,545.00
TR5-MNT-262	D. Jones	2,410.00
TR5W-MNT-2154	T. Ward	6,038.00
TR5W-MNT-2690	Villas at AV (Aliso Viejo)	28,154.00
TR5W-MNT-2699	Villas at AV (Aliso Viejo)	8,778.00
TR5W-MNT-2702	Chatelain HOA (Laguna Niguel)	11,617.75
TR5W-MNT-3338	S. Liu	2,691.50
TR5W-MNT-3395	K. Tanitsky	2,600.50
TR5W-MNT-3464	D. Langdon	5,441.50
TR5W-MNT-3512	Rancho Niguel Sub 2 Association (Laguna Niguel)	6,737.50
TR5W-MNT-3521	Rancho Niguel Sub 2 Association (Laguna Niguel)	14,025.00
TR5W-MNT-3522	Rancho Niguel Sub 2 Association (Laguna Niguel)	8,800.00
TR5W-MNT-3790	L. Cotton	2,457.00
TR5W-MNT-3846	F. Bonn	840.00
TR5W-MNT-3863	A. Beyer	1,361.96
TR5W-MNT-3892	A. Abner	2,340.00
TR5W-MNT-3902	G. Smith	2,420.00
TR5W-MNT-3916	N. Dorn	7,240.00
TR5W-MNT-4016D	G. Roney	5,500.00
TR5W-MNT-4047	C. Glenn	3,500.00
TR5W-MNT-4086	L. Penna	4,940.00
TR5W-MNT-4137	W. Myers	7,866.00
TR5W-MNT-4173	L. Harding	1,917.49
TR5W-MNT-4195	L. Stannard	6,345.00
TR5W-MNT-4217	M. Trombly	1,510.00
TR5W-MNT-4241	J. Reisdorf	7,599.00
TR5W-MNT-4358	D. Mapson	3,030.00

Municipal Water District of Orange County
Disbursement Approval Report
For the month of November 2015

<i>Invoice#</i>	<i>Vendor / Description</i>	<i>Amount to Pay</i>
TR5W-MNT-4400	P. Giordano	2,720.00
TR5W-MNT-4436	M. Nishina	7,205.00
TR5W-MNT-4548	J. Walker	3,515.00
TR5W-MNT-4570	G. Clairmont	3,675.00
TR5W-MNT-4624	Nevis Milano Inc. (Laguna Niguel)	7,767.12
TR5W-MNT-4637	J. Kehler	2,585.00
TR5W-MNT-4638	P. Kirch	4,290.00
TR5W-MNT-4678	C. Barker	4,866.00
TR5W-MNT-4735	J. Spizuoco	630.00
TR5W-MNT-4800	P. Mills	3,000.00
TR5W-MNT-4833	D. Morrison	1,386.00
TR5W-MNT-4894	P. Ilercil	3,010.00
TR5W-MNT-4899	B. Mitchell	3,272.00
TR5W-MNT-4966	G. Myers	2,194.50
TR5W-MNT-4968	P. Carnahan	1,039.50
TR5W-MNT-5002	T. Lemm	6,510.00
TR5W-MNT-5129	E. Nessa	8,673.50
TR5W-MNT-5262	M. Taylor	1,841.00
TR5W-MNT-5263	P. Schenkelberg	5,413.00
TR5W-MNT-5374	U. Feldt	1,405.00
TR5W-MNT-5449	W. Mall	5,599.00
TR5W-MNT-5454	D. Beres	3,610.00
TR5W-MNT-5475	B. Witteman	1,076.00
TR5W-MNT-5744	A. Willis	4,115.50
TR5W-MNT-5755	T. McKee	7,020.00
TR5W-MNT-5840	P. Lawrence	3,690.00
TR5W-MNT-5841	T. Abernathy	2,215.00
TR5W-MNT-5872	L. Hummel	4,055.00
TR5W-MNT-5882	R. Smith	229.17
TR5W-MNT-5989	J. Friedman	878.50
TR5W-MNT-6012	R. Kuhns	6,865.00
TR5W-MNT-6037	K. Tse	4,785.00
TR6-MNT-6119-24594	K. Egley	7,360.00
TR6-MNT-6134-3	R. Balaban	6,580.00
TR6-MNT-6330-26482	K. Ferguson	3,500.00
TR6-MNT-6411-35	K. Agregado	1,865.00
TR6-MNT-6562-25315	G. Prenovost	3,675.00
TR6-MNT-6709-2	R. Wright	3,350.00
TR6-MNT-6740-24312	J. Dargavel	2,790.00
TR6-MNT-6970-2	B. Linn	1,520.00
TR6-MNT-6979-30661	R. Robeson	4,745.00
TR6-MNT-7038-8	C. Hirsh	2,277.50
TR6-MNT-7476-23655	E. Kenna	3,470.00
TR6-MNT-8178-31	K. Vakili	945.00
TR6-MNT-9568-27725	L. Yu Shang	3,478.00
TR5-NWPT-018	W. Ross	2,300.00
TR5-NWPT-019	R. Newcomer	940.00

**Municipal Water District of Orange County
Disbursement Approval Report
For the month of November 2015**

<i>Invoice#</i>	<i>Vendor / Description</i>	<i>Amount to Pay</i>
TR5-NWPT-020	M. Glanulias	1,138.00
TR5-NWPT-021	B. Defranco	976.00
TR5-NWPT-023	P. Koetting	968.00
TR5W-NWPT-4208	M. & D. McKennon	2,074.00
TR5W-NWPT-4529	A. Gels	1,392.00
TR5W-NWPT-5168	H. Kransz	2,204.00
TR6-NWPT-6402-4007	F. Hermansen	722.00
TR6-NWPT-6958-1800	A. Card	1,742.00
TR6-NWPT-7373-934	R. Eldridge	2,052.00
TR6-NWPT-8195-1938	D. Beiswenger	1,034.00
TR5-O-070	T. Carey	2,590.00
TR5W-O-3070	J. Stout	3,392.00
TR5W-O-3452	L. Konoske	1,098.00
TR5W-O-4263	D. Bianchi	1,720.00
TR5W-O-4272	R. Ignacio	876.00
TR5W-O-4320	S. Murphy	6,456.00
TR5W-SB-4439	M. Kamei	1,770.00
TR5W-SB-6059	R. Arens	780.00
TR6-SB-7857-416	C. Toledo	642.00
TR6-SB-8285-3650	M. Newman	2,000.00
TR6-SB-8926-3560	E. Foster	748.00
TR5W-SC-3535	P. Gossmer	2,628.00
TR5W-SC-4060	J. McDougal	3,550.00
TR5W-SC-4249	A. Miller	1,382.00
TR5W-SC-4330	R. Venegas	4,321.92
TR5W-SC-4539	B. Matschke	2,212.00
TR5W-SC-4803	S. Campbell	864.00
TR5W-SC-4890	E. Bauer	852.00
TR5W-SC-5144	J. Sarjeant	754.00
TR5W-SC-5463	N. Barbanell	1,686.00
TR5W-SC-5510	D. Small in Trust	1,504.00
TR5W-SC-5565	R. Northrup	722.00
TR5W-SC-5590	B. Colandreo	2,482.00
TR5W-SC-5709	D. Ramirez	1,574.00
TR6-SC-7487-912	K. Slagle	1,506.00
TR6-SC-9320-6171	T. Danieri	886.00
TR5-SJC-057	J. Raneri	2,542.29
TR5-SJC-064	E. Lynch	2,736.00
TR5-SJC-065	E. Ward	1,800.00
TR5-SJC-068	T. Weeda	2,126.00
TR5W-SJC-3284	Sunhollow HOA (San Juan Capistrano)	31,122.00
TR5W-SJC-3427	L. Moyles	1,344.00
TR5W-SJC-3467	M. Allison	776.00
TR5W-SJC-3564	R. De Golía	2,124.00
TR5W-SJC-3750	T. Byrd	1,344.00
TR5W-SJC-3812	G. Nealon	6,512.00
TR5W-SJC-4160	R. Doss	660.00

Municipal Water District of Orange County
Disbursement Approval Report
For the month of November 2015

<i>Invoice#</i>	<i>Vendor / Description</i>	<i>Amount to Pay</i>
TR5W-SJC-4225	J. Claypool	1,878.00
TR5W-SJC-4265	M. Czerwin	5,170.00
TR5W-SJC-4443	C. Roshanaee	634.00
TR5W-SJC-4751	L. Bryant	2,194.00
TR5W-SJC-5212	J. Kirby	1,252.00
TR5W-SJC-5344	M. Dagui	1,028.00
TR6-SJC-6858-30902	M. Urman	868.00
TR6-SJC-7193-25802	R. Kurtz	1,622.00
TR6-SJC-7517-32021	W. Huber	1,208.00
TR6-SJC-7821-30252	W. Winton	2,370.00
TR5W-SM-3305	A. Sharp	1,644.00
TR5W-SM-3494	C. Guarino	2,744.00
TR5W-SM-4026	G. Jones	1,008.00
TR5W-SM-4080	C. Hart	470.00
TR5W-SM-4118	D. Carlson	1,400.00
TR5W-SM-4138	K. Bold	2,764.00
TR5W-SM-4270	M. Orosco	724.22
TR5W-SM-4285	J. Kiraly	4,898.00
TR5W-SM-4333	J. Beaky	1,958.00
TR5W-SM-4451	K. Wayt	1,028.00
TR5W-SM-4492	K. Grant	2,086.00
TR5W-SM-4526	S. Tanner	3,492.00
TR5W-SM-4686	D. Koselka	4,140.00
TR5W-SM-4700	M. Linderman	2,162.00
TR5W-SM-4733	C. Terhune	4,194.00
TR5W-SM-4812	D. West	3,210.00
TR5W-SM-4860	B. Barton	468.00
TR5W-SM-4907	E. Hendry	1,798.00
TR5W-SM-4948	M. Zumbo	882.00
TR5W-SM-5160	W. Frick	1,438.00
TR5W-SM-5230	P. Smith	4,150.00
TR5W-SM-5638	P. Moore	3,376.00
TR5W-SM-5650	K. Bankston	2,322.00
TR5W-SM-5667	D. Inducil	4,250.00
TR6-SM-10508-9	J. Bain	2,046.00
TR6-SM-6317-16	D. Holliday	1,206.00
TR6-SM-6387-11	M. Metcalfe	2,814.00
TR6-SM-6482-18	R. Scales	1,058.00
TR6-SM-6550-30	C. Romig	2,006.00
TR6-SM-6843-26521	M. Pasek	4,482.00
TR6-SM-7029-5	H. Shaker	756.00
TR6-SM-7277-21544	D. Pinto	600.00
TR6-SM-7282-17	M. Coulson	1,878.00
TR6-SM-7338-25042	D. Corwin	2,332.00
TR6-SM-7604-27256	J. Wilkins	1,968.00
TR6-SM-7626-22432	K. Westland	1,992.00
TR6-SM-8055-7	R. Maggio	856.00

Municipal Water District of Orange County
Disbursement Approval Report
For the month of November 2015

<i>Invoice#</i>	<i>Vendor / Description</i>	<i>Amount to Pay</i>
TR6-SM-8332-6	S. Savage	714.00
TR6-SM-8382-22970	C. Quick	2,410.00
TR6-SM-8502-11	B. Tate	1,156.00
TR6-SM-8509-46	J. Scarbo	860.00
TR6-SM-8588-8	C. Walton	2,650.00
TR6-SM-8748-25	J. Schwalbe	900.00
TR6-SM-8874-38	E. Cahill	1,184.00
TR6-SM-8972-61	E. Shilling	1,418.00
TR6-SM-9092-23	M. Cheon	1,422.00
TR6-SM-9171-12	S. Mendelson	1,400.00
TR6-SM-9309-24341	L. Howlett	1,150.00
TR6-SM-9380-28	R. Allan	770.00
TR6-SM-9662-27534	J. Berg	3,222.00
TR6-SM-9767-27061	K. Last	1,570.00
TR6-SM-9810-16	C. Melgren	718.00
TR5-SOCO-074	Dana Light HOA (Dana Point)	3,200.00
TR5-SOCO-078	W. McDaniel	624.00
TR5-SOCO-093	W. Higgins	1,272.00
TR5-SOCO-098	H. Arami	1,364.00
TR5-SOCO-103	J. McPhillips	1,320.00
TR5W-SOCO-2559	M. Caruso	1,574.00
TR5W-SOCO-3254	S. Jacoby	2,426.00
TR5W-SOCO-4141	A. Bishop	906.00
TR5W-SOCO-4212	D. Gullo	5,084.00
TR5W-SOCO-4560	G. Weinand	3,124.00
TR5W-SOCO-4797	G. Derloshon	1,562.00
TR5W-SOCO-4974	L. Zagon-Sorrentino	2,652.00
TR5W-SOCO-5531	G. Whitfield	620.00
TR5W-SOCO-5549	A. Novacek	1,988.00
TR5W-SOCO-5957	R. Sommo	1,300.00
TR5W-SOCO-5970	L. Winters	1,420.00
TR5W-SWD-5100	J. Ware	2,026.00
TR6-SWD-6234-18771	R. Kreisberg	1,516.00
TR6-SWD-6546-9382	R. Frackelton	6,000.00
TR6-SWD-9286-9872	R. Watkins	3,650.00
TR5-TC-008	V. Hearne	2,000.00
TR5W-TC-4171	S. Hollis	860.00
TR5W-TC-4748	S. Trafford	1,002.00
TR5W-TC-5738	M. Nowacki	616.00
TR5W-TC-5930	B. Kavanaugh	1,770.00
TR6-TC-10413-21236	R. Graniere	340.00
TR6-TC-8671-3	D. Hallgren	1,060.00
TR5-TUST-020	D. Flynn	916.00
TR5-TUST-022	R. Reger	860.00
TR5-TUST-024	R. Wilkinson	4,932.00
TR5-TUST-026	P. Brooks	1,732.00
TR5W-TUST-4006	J. Arthur	9,000.00

Municipal Water District of Orange County
Disbursement Approval Report
For the month of November 2015

<i>Invoice#</i>	<i>Vendor / Description</i>	<i>Amount to Pay</i>
TR5W-TUST-4458	L. Nguyen	6,784.00
TR5W-TUST-4592	R. Berg	6,412.52
TR5W-TUST-4918	M. Paulsen	1,568.00
TR5W-TUST-5161	A. Khauv	5,442.00
TR5W-TUST-5452	G. Del Crognale	2,535.00
TR5W-TUST-5786	B. Smith	3,036.00
TR5W-TUST-5950	D. Lamansky	7,947.00
TR6-TUST-6355-1733	L. Card	3,057.00
TR6-TUST-7035-1522	A. Schekman	3,399.00
TR6-TUST-8128-1362	R. Kirk	2,871.00
TR5W-WEST-3875	T. Cremer	1,308.00
TR5W-WEST-4912	A. Lam	1,676.30
TR6-WEST-10202-14101	L. Kaptia	1,856.00
TR6-WEST-6336-14201	B. Morgan	1,772.00
TR6-WEST-6784-5791	N. Preza	1,232.00
TR6-WEST-7272-5361	P. Huttenhoff	1,936.00
TR6-WEST-8257-9222	M. Balmer	1,184.00
TR6-WEST-8354-15310	Shapell Industries (Westminster)	2,348.00
TR6-WEST-8373-8651	M. Dang	594.00
TR6-WEST-9798-9451	Q. Pham	1,380.00
TR6-WEST-9903-13872	N. Semonza	576.00
TR5W-YLWD-4022	N. Spitz	2,922.00
TR5W-YLWD-4615	J. McLuckey	1,440.00
TR5W-YLWD-4649	J. Appleby	6,422.00
TR5W-YLWD-4947	R. Butz	1,612.00
TR5W-YLWD-5157	S. Maloof	1,324.00
TR5W-YLWD-5295	J. Downey	2,868.00
TR6-YLWD-10427-20311	T. or C. McCarty	1,050.00
TR6-YLWD-6262-16932	C. Nguyen	2,150.00
TR6-YLWD-6406-17532	B. Tenkean	440.00
TR6-YLWD-6854-20125	J. Serrao	1,098.00
TR6-YLWD-7088-24610	I. Lam	2,030.00
TR6-YLWD-7431-22470	R. Burmeister	4,078.00
TR6-YLWD-7574-4590	B. Sheldon	684.00
TR6-YLWD-7693-5040	K. Ebinger	4,768.00
TR6-YLWD-8074-5692	P. Jeffries	6,000.00
TR6-YLWD-8409-4041	H. Parmenter	1,436.00
TR6-YLWD-8742-1915	K. Dourte	768.00
TR6-YLWD-9114-5500	B. Norcutt	6,000.00
	*** Total ***	2,029,767.00

**Municipal Water District of Orange County
Disbursement Approval Report
For the month of November 2015**

<i>Invoice#</i>	<i>Vendor / Description</i>	<i>Amount to Pay</i>
UCI-012	<i>UCI Medical Center</i>	
	Incentive for Industrial Process Water Use Reduction program	3,750.00
	*** Total ***	3,750.00
	<i>Total Other Funds Expenditures</i>	<u>2,417,019.13</u>
	<i>Total Expenditures</i>	<u><u>2,652,328.28</u></u>

**Municipal Water District of Orange County
Disbursement Ratification Report
For the month of October 2015**

<i>Check #</i>	<i>Date</i>	<i>Vendor # Invoice/CM #</i>	<i>Name / Description</i>	<i>Net Amount</i>
Core Disbursements:				
130036	10/7/15	TIMEWA 5210-OCT15	Time Warner Cable October 2015 Telephone and internet expense ***Total ***	1,271.58 1,271.58
130038	10/7/15	VERIZO 9752836660	Verizon Wireless September 2015 4G Mobile broadband unlimited service ***Total ***	76.02 76.02
130039	10/16/15	ACKEEX 093015	Linda Ackerman September 2015 Business expense ***Total ***	48.30 48.30
130046	10/16/15	DELAGE 47202121	De Lage Landen Public Finance October 2015 Canon copier lease ***Total ***	509.00 509.00
130049	10/16/15	HOMED1 7785-SEP15	Home Depot Credit Services 9/9/15 Office supplies ***Total ***	101.21 101.21
130051	10/16/15	IRONMO LXN3671	Iron Mountain October 2015 Storage/retrieval of archived document ***Total ***	536.16 536.16
130052	10/16/15	HOSTER 100115	Kevin Hostert August-October 2015 Business expense ***Total ***	298.45 298.45
130057	10/16/15	ROBERT 093015	Bryce Roberto September 2015 Business expense ***Total ***	117.29 117.29
130060	10/16/15	TAMARI 093015	Satoru Tamaribuchi September 2015 Business expense ***Total ***	149.10 149.10
130061	10/16/15	TIMEWA 3564-OCT15	Time Warner Cable October 2015 Telephone expense for 4 analog fax lines ***Total ***	145.10 145.10
ACH001691	10/16/15	BAEZHE 091915	Heather Baez August-September 2015 Business expense ***Total ***	313.81 313.81

**Municipal Water District of Orange County
Disbursement Ratification Report
For the month of October 2015**


Check #	Date	Vendor # Invoice/CM #	Name / Description	Net Amount
ACH001693	10/16/15	DICKEX 093015	Larry Dick September 2015 Business expense ***Total ***	 87.43 87.43
ACH001695	10/16/15	HINMAN 093015	Susan Hinman September 2015 Business expense ***Total ***	 157.19 157.19
ACH001713	10/16/15	THOMAS 093015	Jeffery Thomas September 2015 Business expense ***Total ***	 138.00 138.00
130074	10/30/15	DAVANK 101515	Kathryn Davanaugh October 2015 Business expense-Flu shots for staff ***Total ***	 125.00 125.00
130094	10/30/15	THOMAST 093015	Trevor Thomas September 2015 Business expense ***Total ***	 9.20 9.20
130095	10/30/15	USBANK 5783/6533-SEP15	U.S. Bank 8/24/15-9/22/15 Cal Card charges ***Total *** (See attached sheet for details)	 14,264.71 14,264.71
130096	10/30/15	VOLZKE 100115	Jonathan Volzke September 2015 Business expense ***Total ***	 191.27 191.27
ACH001722	10/30/15	BERGIO 093015	Joseph Berg September 2015 Business expense ***Total ***	 54.00 54.00
ACH001726	10/30/15	FAHLBE 093015	Beth Fahl September 2015 Business expense ***Total ***	 17.50 17.50
ACH001729	10/30/15	MCKEEX 093015	Larry B. McKenney September 2015 Business expense ***Total ***	 40.00 40.00
Total Core Disbursements				18,650.32

**Municipal Water District of Orange County
Disbursement Ratification Report
For the month of October 2015**

<i>Check #</i>	<i>Date</i>	<i>Vendor # Invoice/CM #</i>	<i>Name / Description</i>	<i>Net Amount</i>
Choice Disbursements:				
130080	10/30/15	SDGE 7768-OCT15	San Diego Gas and Electric 9/20/15-10/19/15 Electrical service Doheny Ocean Desal project ***Total ***	277.30 277.30
130095	10/30/15	USBANK 5783-SEP15	U.S. Bank 8/24/15-9/22/15 Cal Card charges ***Total *** (See attached sheet for details)	174.77 174.77
Total Choice Disbursements				<hr/> 452.07
Other Funds Disbursements:				
130041	10/16/15	ATTUVEOC 8599-OCT15	AT&T October 2015 U-verse internet service for WEROC N. EOC ***Total ***	45.00 45.00
130054	10/16/15	MESAWA 8633	Mesa Water August 2015 Water deliveries credit for Local Resources program ***Total ***	32,305.50 32,305.50
ACH001696	10/16/15	HUBBAR 092115	Kelly Hubbard 9/17/15-9/21/15 Expenses for Lake County fire deployment	839.50
ACH001697		100115	September-October 2015 Business expense ***Total ***	191.54 1,031.04
ACH001711	10/16/15	STOCKB 100115	Brandon Stock September-October 2015 Business expense	126.88
ACH001712		092615	September 2015 Business expense ***Total ***	231.49 358.37
130068	10/30/15	ATTEOC 4492-OCT15 8200-OCT15 0532-OCT15	AT&T October 2015 WEROC S. EOC telephone expense October 2015 WEROC N. EOC telephone expense October 2015 WEROC N. EOC dedicated phone line ***Total ***	244.84 179.46 64.17 488.47
130069	10/30/15	CATALI 0011981	Catalina Island Conservancy October 2015 WEROC radio repeater site lease ***Total ***	1,558.54 1,558.54

**Municipal Water District of Orange County
Disbursement Ratification Report
For the month of October 2015**

Check #	Date	Vendor # Invoice/CM #	Name / Description	Net Amount
ACH001727	10/30/15	HUBBAR 093015	Kelly Hubbard September 2015 Business expense	105.19
			***Total ***	105.19
ACH001733	10/30/15	SANTAM AUG2015	Santa Margarita Water District August 2015 SCP Operation surcharge	28,192.08
			***Total ***	28,192.08
WIRE-103015	10/30/15	METWAT 8456	Metropolitan Water District August 2015 Water deliveries	12,392,642.18
			***Total ***	12,392,642.18
Total Other Funds Disbursements				12,456,726.37
Total Disbursements				12,475,828.76



Robert J. Hunter, General Manager



Hilary Chummitazi, Treasurer

Cal Card Statement Detail
Statement Date: September 22, 2015
Payment Date: October 30, 2015

Date	Description	Amount
<u>K. Seckel Card</u>		
08/24/15	6 Toner cartridges	\$ 400.79
08/25/15	UPS delivery charges for Board & Committee packets on Aug. 10, 2015 and D. Griset on Aug. 18, 2015	78.15
08/26/15	Computer supplies	139.90
08/26/15	Office supplies from Costco	326.89
08/25/15	Legislative activities in Washington, DC from Nov. 18-20, 2015 - Airfare for Director Barbre	787.19 ¹
08/25/15	Legislative activities in Washington, DC from Nov. 18-20, 2015 - Airfare for H. Baez	925.65
08/29/15	ACWA State Legislative Committee meeting in Sacramento, CA on Aug. 28, 2015 - Accommodations for H. Baez	183.45
08/29/15	Urban Water Institute Annual Water conference in San Diego, CA from Aug. 26-28, 2015 - Accommodations for Director Osborne	448.54
08/29/15	Urban Water Institute Annual Water conference in San Diego, CA from Aug. 26-28, 2015 - Accommodations for Director Tamaribuchi	448.54
08/29/15	Urban Water Institute Annual Water conference in San Diego, CA from Aug. 26-28, 2015 - Accommodations for Director Thomas	632.34
08/31/15	Fee to boost posts on Facebook account	2.31
09/01/15	UPS delivery charges for Board & Committee packets on Aug. 28, 2015	5.95
08/31/15	ACWA Federal Affairs meeting in Sacramento, CA on Sep. 17, 2015 - Airfare for H. Baez	253.00
08/31/15	ACWA State Legislative Committee meeting in Sacramento, CA on Sep. 10-11, 2015 - Airfare for H. Baez	289.01
08/31/15	Sympathy flowers	70.10
09/02/15	FedEx delivery charges for Board & Committee packets on Aug. 28, 2015	32.32
09/05/15	FedEx delivery charges for Board & Committee packets on Sep. 3, 2015	32.32
09/04/15	Google AdWords campaign to promote water conservation and rebates	11.46
09/08/15	3 iStock credits for graphic design	66.00
09/08/15	UPS delivery charges for Board & Committee packets on Aug. 25, 2015	47.84
09/09/15	FedEx delivery charges for Board & Committee packets on Sep. 4, 2015	32.32
09/09/15	8/29/15-8/27/16 OC Register subscription renewal	75.82
09/09/15	6 Toner cartridges	280.15
09/10/15	Watersmart Innovations conference in Las Vegas, NV from Oct. 7-9, 2015 - Registration for J. Berg	285.00
09/10/15	Watersmart Innovations conference in Las Vegas, NV from Oct. 7-9, 2015 - Registration for M. Baum-Haley	285.00
09/12/15	FedEx delivery charges for Board & Committee packets on Sep. 9, 2015	32.01

Cal Card Statement Detail
Statement Date: September 22, 2015
Payment Date: October 30, 2015

Date	Description	Amount
09/10/15	Watersmart Innovations conference in Las Vegas, NV from Oct. 7-9, 2015 - Airfare for M. Baum-Haley	332.00
09/10/15	Watersmart Innovations conference in Las Vegas, NV from Oct. 7-9, 2015 - Airfare for J. Berg	270.00
09/11/15	Watersmart Innovations conference in Las Vegas, NV from Oct. 7-9, 2015 - Accommodations deposit for M. Baum-Haley	84.00
09/11/15	Watersmart Innovations conference in Las Vegas, NV from Oct. 7-9, 2015 - Accommodations deposit for J. Berg	84.00
09/12/15	Legislative activities in Washington, DC from Sep. 9-11, 2015 - Accommodations for Director Barbre	1,713.41 ²
09/11/15	Cinemark movie tickets for employee purchase	860.00
09/13/15	ACWA State Legislative Committee meeting in Sacramento, CA on Sep. 10-11, 2015 - Accommodations for H. Baez	424.40
09/15/15	UPS delivery charges for Board & Committee packets on Sep. 2, 2015	41.06
09/16/15	CRWUA Annual conference in Las Vegas, NV from Dec. 16-18, 2015 - Registration for R. Hunter	425.00
09/16/15	CRWUA Annual membership renewal for R. Hunter	20.00
09/16/15	CRWUA Annual conference in Las Vegas, NV from Dec. 16-18, 2015 - Registration for H. De La Torre	425.00
09/16/15	CRWUA Annual membership renewal for H. De La Torre	20.00
09/16/15	CRWUA Annual conference in Las Vegas, NV from Dec. 16-18, 2015 - Accommodations for R. Hunter	331.52
09/16/15	CRWUA Annual conference in Las Vegas, NV from Dec. 16-18, 2015 - Accommodations for H. De La Torre	331.52
09/17/15	Monthly license fee for Adobe Creative Cloud software refunded	(199.95)
09/19/15	Food for Sep. 18, 2015 State Water Project inspection trip	179.03
09/19/15	ACWA Federal Affairs meeting in Sacramento, CA on Sep. 17, 2015 - Accommodations for H. Baez	263.95
09/19/15	Get well flowers	80.98
09/16/15	Orange County Business Council Red Tape Red Carpet application fee	95.00
09/18/15	Employment ad for WUE Coordinator position	200.00
Total		<u>\$ 12,152.97</u>

¹ Director Barbre to reimburse MWDOC \$383.00

² Director Barbre to reimburse MWDOC \$1,198.15

Cal Card Statement Detail
Statement Date: September 22, 2015
Payment Date: October 30, 2015

Date	Description	Amount
<u>R. Hunter Card</u>		
08/25/15-09/22/15	Meals for R. Hunter's meetings on various dates	\$ 201.51
09/03/15	ACWA Fall conference in Indian Wells, CA from Dec. 1-4, 2015 - Registration for R. Hunter	695.00
09/03/15	ACWA Fall conference in Indian Wells, CA from Dec. 1-4, 2015 - Registration for H. Baez	695.00
09/03/15	ACWA Fall conference in Indian Wells, CA from Dec. 1-4, 2015 - Registration for J. Volzke	695.00
Total		<u>\$ 2,286.51</u>

Municipal Water District of Orange County
GM Approved Disbursement Report ⁽¹⁾
For the month of October 2015

<i>Check #</i>	<i>Date</i>	<i>Vendor # Invoice/CM #</i>	<i>Name / Description</i>	<i>Net Amount</i>
Core Disbursements:				
Total Core Disbursements				0.00
Choice Disbursements:				
130073	10/30/15	CTSLAN 89007	CTS LanguageLink Translation services for landscape contractor flyer	289.90
***Total ***				289.90
Total Choice Disbursements				289.90
Other Funds Disbursements:				
Total Other Funds Disbursements				0.00
Total Disbursements				289.90



Robert J. Hunter, General Manager



Hilary Chumtazi, Treasurer

Municipal Water District of Orange County
WATER USE EFFICIENCY PROJECTS
Cash Flow as of 10/31/15

	Jul 2015	Aug 2015	Sep 2015	Oct 2015	Nov 2015	Dec 2015	Jan 2016	Feb 2016	Mar 2016	Apr 2016	May 2016	Jun 2016	TOTALS
Cash - Beginning Balance	\$ (4,366,336.14)	\$ (4,150,716.21)	\$ (666,085.23)	\$ (2,898,017.49)	\$ (3,391,234.94)	\$ (3,391,234.94)	\$ (3,391,234.94)	\$ (3,391,234.94)	\$ (3,391,234.94)	\$ (3,391,234.94)	\$ (3,391,234.94)	\$ (3,391,234.94)	
REVENUES:													
BUREC													\$ -
City of Brea	6,999.33	1,934.35	389.42	247.74									9,570.84
City of Buena Park	1,212.97	1,886.23	846.00	2,716.00									6,661.20
City of Fountain Valley		150.00											150.00
City of Fullerton		225.00		150.00									375.00
City of Garden Grove	1,995.00	1,650.00	2,914.00	4,224.00									10,783.00
City of Huntington Beach		325.66	294.00	211.54									831.20
City of La Habra	1,050.00	598.53	2,451.89	582.00									4,683.42
City of San Clemente	4,925.18		9,585.07	5,141.99									19,655.24
City of San Juan Capistrano	3,344.86	2,142.95		11,481.16									16,968.97
City of Santa Ana		75.00	150.00	75.00									300.00
City of Tustin		246.86		300.00									546.86
City of Newport Beach		840.00	3,264.97	4,096.04									8,201.01
City of Orange	4,297.93		14,879.13	5,622.50									24,799.56
City of Westminster			75.00										75.00
County of Orange													-
Department of Water Resources		649,130.64	1,824.70										650,955.34
East Orange County Water District													-
El Toro Water District	2,633.00	5,676.22	2,016.61	1,328.86									11,654.69
East Orange County Water District													-
Golden State Water Company	6,555.20	6,985.72	12,246.61	9,373.88									35,161.41
Irvine Ranch Water District	116,113.61	30,550.23	43,139.41	45,081.83									234,885.08
Laguna Beach County Water District	1,840.00	16,506.86	1,259.00	2,257.00									21,862.86
Mesa Water District		75.00	150.00										225.00
Metropolitan Water District	194,847.61	4,001,136.01	434,924.75	1,369,139.07									6,000,047.44
Moulton Niguel Water District	365,285.60	244,320.71	3,654.58	152,561.75									758,822.64
MWD OC													-
Santa Margarita Water District		1,035.00	458.43	1,482.03									2,975.46
Serrano Water District		75.00		75.00									150.00
South Coast Water District				225.00									225.00
Trabuco Canyon Water District	800.00	1,072.37	300.00	1,175.00									3,347.37
Yorba Linda Water District	80.66		517.75	437.46									1,035.87
Miscellaneous Revenues													-
Miscellaneous													-
Interest Revenue													-
Total Revenues	704,980.95	4,966,639.34	535,344.32	1,617,984.85									\$ 7,824,949.46
EXPENDITURES:													
Aqueduct	1,500.00	1,500.00	1,500.00	1,800.00									6,300.00
Autumn Print Group				207.36									207.36
Consension Consulting, LLC	7,645.50	7,899.75	7,452.00	7,508.25									30,505.50
City of Newport Beach													-
El Toro WD	28,501.27												28,501.27
Enterprise Information Systems			2,160.00										2,160.00
Golden State Water Company	31,300.00												31,300.00
Irvine Ranch Water District													-
Karen's Detail Custom Frames			48.60										48.60
Laguna Beach CWD	26,036.00												26,036.00
Metropolitan Water District													-
MESA													-
Mission RCD	30,478.31	32,650.22	47,850.46	41,311.01									152,290.00
Public Spaces program				55,939.00									55,939.00
Santa Margarita Water District	10,813.50		251,845.00										307,784.00
South Coast Water District	90,048.00												90,048.00
Spray to Drip program	1,557.61		27,688.12	15,622.66									44,868.39
Survey Gismo				675.00									675.00
Turf Removal	253,213.58	1,639,959.39	2,212,359.63	1,988,139.02									6,093,671.62
US Bank													-
URS													-
Waterwise Consulting													-
Miscellaneous Expenses													
Interest Expense	3,817.57												3,817.57
Salary & Benefit	4,448.68		16,372.77										20,821.45
Total Expenditures	\$ (4,150,715.21)	\$ (866,085.23)	\$ (2,898,017.49)	\$ (3,391,234.94)	\$ (3,391,234.94)	\$ (3,391,234.94)	\$ (3,391,234.94)	\$ (3,391,234.94)	\$ (3,391,234.94)	\$ (3,391,234.94)	\$ (3,391,234.94)	\$ (3,391,234.94)	\$ 6,849,848.26
Cash - Ending Balance													



Municipal Water District of Orange County
Consolidated Summary of Cash and Investment
 September 30, 2015

Street Address:

18700 Ward Street
 Fountain Valley, California 92708

Mailing Address:

P.O. Box 20895
 Fountain Valley, CA 92728-0895

(714) 963-3058

Fax: (714) 964-9389

www.mwdoc.com

Larry D. Dick
President

Wayne S. Osborne
Vice President

Brett R. Barbre
Director

Joan C. Finnegan
Director

Susan Hinman
Director

Sat Tamaribuchi
Director

Jeffery M. Thomas
Director

Robert J. Hunter
General Manager

MEMBER AGENCIES

City of Brea

City of Buena Park

East Orange County Water District

El Toro Water District

Emerald Bay Service District

City of Fountain Valley

City of Garden Grove

Golden State Water Co.

City of Huntington Beach

Irvine Ranch Water District

Laguna Beach County Water District

City of La Habra

City of La Palma

Mesa Water District

Moulton Niguel Water District

City of Newport Beach

City of Orange

Orange County Water District

City of San Clemente

City of San Juan Capistrano

Santa Margarita Water District

City of Seal Beach

Serrano Water District

South Coast Water District

Trabuco Canyon Water District

City of Tustin

City of Westminster

Yorba Linda Water District

District investments and cash balances are held in various funds designated for certain purposes as follows:

Fund	Book Value	% of Portfolio
Designated Reserves		
General Operations	\$2,243,422	17.58%
Grant & Project Cash Flow	1,000,000	7.84%
Building Repair	239,491	1.88%
Total Designated Reserves	3,482,913	27.30%
General Fund	7,569,925	59.32%
Water Fund	4,309,146	33.76%
Conservation Fund	(2,881,645)	(22.58%)
Desalination Feasibility Study Fund	222,385	1.74%
WEROC Fund	49,979	0.39%
Trustee Activities	8,736	0.07%
Total	\$12,761,439	100.00%

The funds are invested as follows:

Term of Investment	% of Portfolio	Book Value	Market Value
Cash	1.71%	\$218,188	\$218,188
Short-term investment			
• LAIF	1.18%	\$150,122	\$150,122
• OCIP	72.82%	9,293,000	9,293,000
Long-term investment			
• Misc. Securities	7.84%	1,000,129	1,004,735
• Certificates of Deposit	16.45%	2,100,000	2,100,941
Total	100.00%	\$12,761,439	\$12,766,986

The average number of days to maturity/call as of September 30, 2015 equaled 180 and the average yield to maturity is 0.954%. During the month, the District's average daily balance was \$22,041,064.68. Funds were invested in Federal Agency Issues, Certificates of Deposit, Negotiable CD's, Miscellaneous Securities, the Local Agency Investment Funds (LAIF) and the Orange County Investment Pool (OCIP) during the month of September 2015.

The \$5,547 difference between the book value and the market value on September 30, 2015 represents the exchange difference if all investments had been liquidated on that date. Since it is the District's practice to "buy and hold" investments until maturity, the market values are a point of reference, not an indication of actual loss or gain. There are no current plans or cash flow requirements identified in the near future that would require the sale of these securities prior to maturity.

Robert J. Hunter
 General Manager

Hilary Chumpitazi
 Treasurer

MUNICIPAL WATER DISTRICT OF ORANGE COUNTY



Portfolio Management - Portfolio Summary September 30, 2015

9/30/2015	Par Value	Market Value	Book Value	% of Portfolio	Days to Mat/Call	YTM @ Cost
Certificates of Deposit - Bank	2,100,000.00	2,100,941.00	2,100,000.00	16.74	1039	1.598
Local Agency Investment Funds	150,121.39	150,121.39	150,121.39	1.20	1	0.337
Miscellaneous Securities - Coupon	1,000,000.00	1,004,735.00	1,000,128.98	7.97	68	3.257
Orange County Investment Pool	9,292,999.94	9,292,999.94	9,292,999.94	74.09	1	0.571
Total Investments	12,543,121.33	12,548,797.33	12,543,250.31	100.00%	180	0.954

Cash						
Passbook Checking	218,188.29	218,188.29	218,188.29		1	0.00
Total Cash and Investments	12,761,309.62	12,766,985.62	12,761,438.60		180	0.954

Total Earnings	Month Ending September	Fiscal Year to Date
Current Year	11,935.88	31,170.32
Average Daily Balance	22,041,064.68	
Effective Rate of Return	0.954%	

We certify that this report reflects the cash and investments of the Municipal Water District of Orange County and is in conformity with the Government Code requirements and the District Investment Policy and Guidelines in effect at the time of investment. The Investment Program herein shown provides sufficient cash flow liquidity to meet the next six month's estimated expenditure. The source for the market values are from Union Bank.


Robert J. Hunter, General Manager

Date

11-3-15


Hilary Chumpitazi, Treasurer

Date

11/3/15

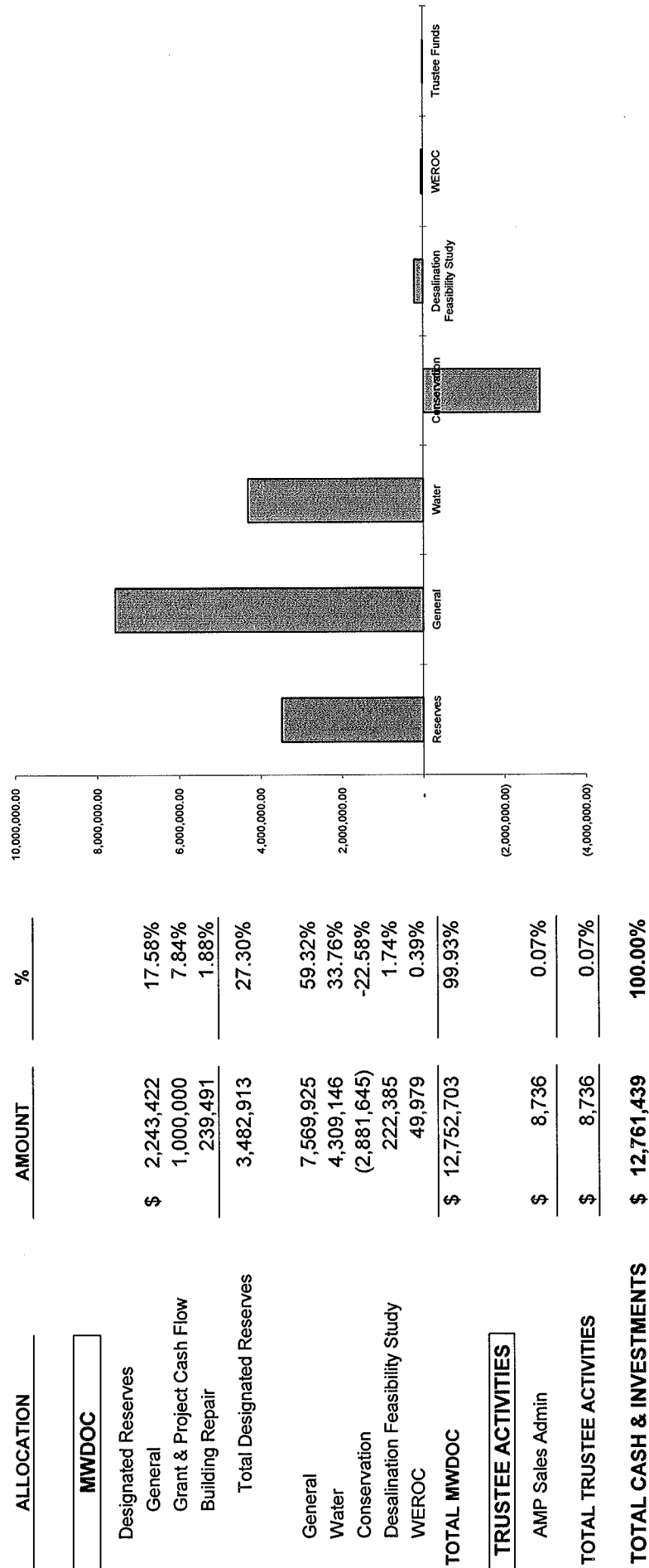
MUNICIPAL WATER DISTRICT OF ORANGE COUNTY
Portfolio Management
Long-Term Portfolio Details - Investments
September 30, 2015

Issuer	CUSIP/Ticker	Settlement Date	Par Value	Market Value	Book Value	Coupon Rate	YTM @ Cost	Days To Call/Maturity	Maturity Date
Certificate of Deposit - Bank									
Ally Bank	02006LFV0	7/23/2014	250,000.00	250,092.50	250,000.00	1.150	1.150	663	7/24/2017
American Express Bank	02587CEA4	7/29/2015	250,000.00	250,132.50	250,000.00	1.450	1.450	852	1/29/2018
Barclays Bank	06740KJP3	9/24/2015	250,000.00	249,865.00	250,000.00	1.900	1.900	1454	9/23/2019
Capital One Bank	140420TY6	8/5/2015	250,000.00	249,757.50	250,000.00	1.700	1.700	1041	8/6/2018
Capital One Natl Assn	14042E6C9	9/2/2015	250,000.00	250,487.50	250,000.00	1.950	1.950	1434	9/3/2019
CAPITAL ONE NATL ASSN	2546712Y5	7/23/2014	250,000.00	249,685.00	250,000.00	1.600	1.600	1027	7/23/2018
Discover Bank	36163FJC8	7/25/2014	250,000.00	250,085.00	250,000.00	1.200	1.200	664	7/25/2017
Goldman Sachs Bank	38143A4T9	1/23/2013	100,000.00	100,336.00	100,000.00	1.050	1.050	481	1/23/2017
Synchrony Bank	87164XBY1	7/25/2014	250,000.00	250,500.00	250,000.00	2.050	2.050	1399	7/30/2019
Sub Total			2,100,000.00	2,100,941.00	2,100,000.00	1.598	1.598	1039	
Miscellaneous Securities - Coupon									
MetLife Global	59217GAD1	2/25/2011	500,000.00	503,605.00	500,153.26	3.125	3.007	103	1/11/2016
Morgan Stanley	61747YCT0	3/9/2011	500,000.00	501,130.00	499,975.72	3.450	3.508	33	11/2/2015
Sub Total			1,000,000.00	1,004,735.00	1,000,128.98	3.288	3.257	68	
Total Investments			3,100,000.00	3,105,676.00	3,100,128.98	2.143	2.133	726	
Total Earnings									
Current Year			5,159.55		15,859.56				

MUNICIPAL WATER DISTRICT OF ORANGE COUNTY
Portfolio Management
Short-Term Portfolio Details - Cash and Investments
September 30, 2015

Investments	CUSIP/Ticker	Settlement Date	Par Value	Market Value	Book Value	Coupon Rate	YTM @ Cost	Days To Call/Maturity	Maturity Date
Local Agency Investment Funds									
LAIF LGIP	LAIF	6/30/2010	150,121.39	150,121.39	150,121.39	0.337	0.337	1	N/A
Sub Total			150,121.39	150,121.39	150,121.39	0.337	0.337	1	
Orange County Investment Pool									
County of Orange LGIP	OCIP	6/29/2005	9,292,999.94	9,292,999.94	9,292,999.94	0.571	0.571	1	N/A
Sub Total			9,292,999.94	9,292,999.94	9,292,999.94	0.571	0.571	1	
Total Investments			9,443,121.33	9,443,121.33	9,443,121.33	0.567	0.567		
Passbook Checking									
Bank of America Cash	CASH0547	7/1/2011	217,688.29	217,688.29	217,688.29	0.000	0.000	1	N/A
Petty Cash Cash	CASH	7/1/2011	500.00	500.00	500.00	0.000	0.000	1	N/A
Total Cash			218,188.29	218,188.29	218,188.29	0.000	0.000	1	
Total Cash and Investments			9,661,309.62	9,661,309.62	9,661,309.62	0.567	0.567	1	
Total Earnings									
Current Year			6,776.33		Fiscal Year To Date				15,310.76

**Municipal Water District of Orange County
Cash and Investments at September 30, 2015**



**Municipal Water Dist of Orange County
PARS OPEB Trust Program****Monthly Account Report for the Period
9/01/2015 to 9/30/2015**

Rob Hunter
General Manager
Municipal Water Dist of Orange County
18700 Ward Street
Fountain Valley, CA 92708

Account Summary

Source	Beginning Balance as of 9/01/2015	Contributions	Earnings	Expenses*	Distributions	Transfers	Ending Balance as of 9/30/2015
Contributions	\$1,255,506.83	\$0.00	(\$23,130.29)	\$589.56	\$0.00	\$0.00	\$1,231,786.98
Totals	\$1,255,506.83	\$0.00	(\$23,130.29)	\$589.56	\$0.00	\$0.00	\$1,231,786.98

Investment Selection

Moderate HighMark PLUS

Investment Objective

The dual goals of the Moderate Strategy are growth of principal and income. It is expected that dividend and interest income will comprise a significant portion of total return, although growth through capital appreciation is equally important. The portfolio will be allocated between equity and fixed income investments.

Investment Return

Annualized Return						Plan's Inception Date
1-Month	3-Month	1-Year	3-Years	5-Years	10-Years	
-1.84%	-4.10%	-0.34%	5.84%	-	-	10/26/2011

Information as provided by US Bank, Trustee for PARS; Not FDIC Insured; No Bank Guarantee; May Lose Value

Past performance does not guarantee future results. Performance returns may not reflect the deduction of applicable fees, which could reduce returns. Information is deemed reliable but may be subject to change.

Investment Return: Annualized rate of return is the return on an investment over a period other than one year multiplied or divided to give a comparable one-year return.

*Expenses are inclusive of Trust Administration, Trustee and Investment Management fees

MUNICIPAL WATER DISTRICT OF ORANGE COUNTY
COMBINED FINANCIAL STATEMENTS
AND
BUDGET COMPARATIVE
JULY 1, 2015 THRU SEPTEMBER 30, 2015

**Municipal Water District of Orange County
Combined Balance Sheet
As of September 30, 2015**

<u>ASSETS</u>	Amount
Cash in Bank	220,940.25
Investments	12,543,250.31
Accounts Receivable	26,518,743.87
Accounts Receivable - Other	795,187.95
Accrued Interest Receivable	24,542.64
Prepays/Deposits	662,445.85
Leasehold Improvements	3,026,974.08
Furniture, Fixtures & Equipment	436,910.44
Less: Accum Depreciation	(2,537,642.71)
Net OPEB Asset	92,806.00
	<hr/>
TOTAL ASSETS	\$41,784,158.68
	<hr/>
<u>LIABILITIES AND FUND BALANCES</u>	
Liabilities	
Accounts Payable	23,154,501.30
Accounts Payable - Other	1,255.77
Accrued Salaries and Benefits Payable	365,548.80
Other Liabilities	3,928,471.00
Unearned Revenue	2,302,261.15
Total Liabilities	29,752,038.02
	<hr/>
Fund Balances	
Restricted Fund Balances	
Water Fund - T2C	957,915.94
Total Restricted Fund Balances	957,915.94
	<hr/>
Unrestricted Fund Balances	
Designated Reserves	
General Operations	2,336,227.66
Grant & Project Cash Flow	1,000,000.00
Building Repair	239,491.00
Total Designated Reserves	3,575,718.66
	<hr/>
GENERAL FUND	2,515,114.12
WEROC	83,059.22
Total Unrestricted Fund Balances	6,173,892.00
	<hr/>
Excess Revenue over Expenditures	
Operating Fund	5,203,888.64
Other Funds	(303,575.92)
Total Fund Balance	12,032,120.66
	<hr/>
TOTAL LIABILITIES AND FUND BALANCES	\$41,784,158.68
	<hr/>

Municipal Water District of Orange County
Revenues and Expenditures Budget Comparative Report
General Fund
From July thru September 2015

	Month to Date	Year to Date	Annual Budget	% Used	Encumbrance	Budget Remaining
<u>REVENUES</u>						
Retail Connection Charge	0.00	6,686,659.70	6,687,322.00	99.99%	0.00	662.30
Water rate revenues	0.00	6,686,659.70	6,687,322.00	99.99%	0.00	662.30
Interest Revenue	12,114.32	33,189.19	117,675.00	28.20%	0.00	84,485.81
Subtotal	12,114.32	6,719,848.89	6,804,997.00	98.75%	0.00	85,148.11
Choice Programs	0.00	0.00	1,302,619.00	0.00%	0.00	1,302,619.00
Choice Prior Year Carry Over	0.00	0.00	243,338.00	0.00%	0.00	243,338.00
Miscellaneous Income	26,148.57	71,700.62	3,000.00	2390.02%	0.00	(68,700.62)
School Contracts	0.00	0.00	70,000.00	0.00%	0.00	70,000.00
Delinquent Payment Penalty	0.00	173.98	0.00		0.00	(173.98)
Transfer-Out To Reserve	0.00	0.00	(64,424.00)	0.00%	0.00	(64,424.00)
Subtotal	26,148.57	71,874.60	1,554,533.00	4.62%	0.00	1,482,658.40
TOTAL REVENUES	38,262.89	6,791,723.49	8,359,530.00	81.25%	0.00	1,567,806.51

Municipal Water District of Orange County
Revenues and Expenditures Budget Comparative Report
General Fund
From July thru September 2015

	Month to Date	Year to Date	Annual Budget	% Used	Encumbrance	Budget Remaining
<u>EXPENSES</u>						
Salaries & Wages	244,224.87	739,307.05	3,309,949.00	22.34%	0.00	2,570,641.95
Salaries & Wages - Grant Recovery	(13,061.29)	(16,486.77)	(23,500.00)	70.16%	0.00	(7,013.23)
Directors' Compensation	12,570.95	42,330.75	220,588.00	19.19%	0.00	178,257.25
MWD Representation	10,005.45	28,477.05	126,050.00	22.59%	0.00	97,572.95
Employee Benefits	62,968.22	186,291.90	863,069.00	21.58%	0.00	676,777.10
OPEB Annual Contribution	0.00	0.00	105,188.00	0.00%	0.00	105,188.00
Employee Benefits - Grant Recovery	(3,311.48)	(4,334.68)	0.00	0.00%	0.00	4,334.68
Director's Benefits	4,969.01	14,832.54	60,024.00	24.71%	0.00	45,191.46
Health Ins \$'s for Retirees	2,671.88	9,487.50	50,387.00	18.83%	0.00	40,899.50
Training Expense	1,397.50	1,397.50	18,000.00	7.76%	0.00	16,602.50
Tuition Reimbursement	0.00	0.00	5,000.00	0.00%	0.00	5,000.00
Personnel Expenses	322,435.11	1,001,302.84	4,734,755.00	21.15%	0.00	3,733,452.16
Engineering Expense	54,785.50	83,777.73	300,000.00	27.93%	163,235.21	52,987.06
Legal Expense	3,431.44	41,521.83	355,000.00	11.70%	294,754.66	18,723.51
Audit Expense	5,800.00	18,100.00	23,000.00	78.70%	2,500.00	2,400.00
Professional Services	50,320.28	207,872.42	1,541,837.00	13.48%	269,005.01	1,064,959.57
Professional Fees	114,337.22	351,271.98	2,219,837.00	15.82%	729,494.88	1,139,070.14
Conference-Staff	3,505.00	4,815.00	19,450.00	24.76%	0.00	14,635.00
Conference-Directors	0.00	2,996.00	9,800.00	30.57%	0.00	6,804.00
Travel & Accom.-Staff	4,101.21	7,138.63	56,510.00	12.63%	0.00	49,371.37
Travel & Accom.-Directors	2,633.24	3,200.51	27,600.00	11.60%	0.00	24,399.49
Travel & Conference	10,239.45	18,150.14	113,360.00	16.01%	0.00	95,209.86
Membership/Sponsorship	40.00	43,542.26	103,961.00	41.88%	0.00	60,418.74
CDR Support	0.00	9,934.88	39,740.00	25.00%	29,804.62	0.50
Dues & Memberships	40.00	53,477.14	143,701.00	37.21%	29,804.62	60,419.24
Business Expense	215.51	1,114.70	6,800.00	16.39%	0.00	5,685.30
Maintenance Office	8,525.25	20,486.59	126,670.00	16.17%	88,628.41	17,555.00
Building Repair & Maintenance	1,317.70	2,774.61	11,000.00	25.22%	8,225.39	0.00
Storage Rental & Equipment Lease	963.94	2,891.82	19,000.00	15.22%	15,108.18	1,000.00
Office Supplies	4,008.57	9,907.17	29,400.00	33.70%	2,434.39	17,058.44
Postage/Mail Delivery	938.17	2,310.13	11,285.00	20.47%	1,222.96	7,751.91
Subscriptions & Books	75.82	75.82	2,060.00	3.68%	0.00	1,984.18
Reproduction Expense	45.00	185.11	70,010.00	0.26%	1,000.00	68,824.89
Maintenance-Computers	898.57	2,272.72	7,100.00	32.01%	3,312.16	1,515.12
Software Purchase	185.00	2,704.49	18,500.00	14.62%	1,654.00	14,141.51
Software Support	1,300.78	16,474.48	34,000.00	48.45%	0.00	17,525.52
Computers and Equipment	1,750.03	15,321.35	21,150.00	72.44%	0.00	5,828.65
Automotive Expense	951.80	3,028.11	13,500.00	22.43%	0.00	10,471.89
Toll Road Charges	37.49	77.11	1,275.00	6.05%	0.00	1,197.89
Insurance Expense	7,463.59	23,642.95	96,000.00	24.63%	0.00	72,357.05
Utilities - Telephone	1,862.37	4,363.87	15,650.00	27.88%	0.00	11,286.13
Bank Fees	762.01	2,458.57	17,900.00	13.74%	0.00	15,441.43
Miscellaneous Expense	1,824.13	8,730.35	98,770.00	8.84%	(235.78)	90,275.43
MWDOC's Contrb. To WEROC	11,817.25	35,451.75	141,807.00	25.00%	0.00	106,355.25
Depreciation Expense	1,000.34	3,001.05	0.00	0.00%	0.00	(3,001.05)
Other Expenses	45,943.32	157,272.75	741,877.00	21.20%	121,349.71	463,254.54
MWDOC's Building Expense	1,317.50	6,360.00	400,000.00	1.59%	6,120.00	387,520.00
Capital Acquisition	0.00	0.00	6,000.00	0.00%	0.00	6,000.00
TOTAL EXPENSES	494,312.60	1,587,834.85	8,359,530.00	18.99%	886,769.21	5,884,925.94
NET INCOME (LOSS)	(456,049.71)	5,203,888.64	0.00			

Municipal Water District of Orange County
Revenues and Expenditures Budget Comparative Report
Water Fund
From July thru September 2015

	Month to Date	Year to Date	Annual Budget	% Used	Budget Remaining
<u>WATER REVENUES</u>					
Water Sales	9,410,607.00	33,553,483.50	139,025,078.00	24.13%	105,471,594.50
Readiness to Serve Charge	1,100,435.75	3,301,307.25	13,214,277.00	24.98%	9,912,969.75
Capacity Charge CCF	368,705.00	1,106,115.00	4,424,460.00	25.00%	3,318,345.00
SCP Surcharge	25,762.28	80,765.08	380,000.00	21.25%	299,234.92
Interest	363.51	965.55	2,900.00	33.29%	1,934.45
TOTAL WATER REVENUES	10,905,873.54	38,042,636.38	157,046,715.00	24.22%	119,004,078.62
<u>WATER PURCHASES</u>					
Water Sales	9,410,607.00	33,553,483.50	139,025,078.00	24.13%	105,471,594.50
Readiness to Serve Charge	1,100,435.75	3,301,307.25	13,214,277.00	24.98%	9,912,969.75
Capacity Charge CCF	368,705.00	1,106,115.00	4,424,460.00	25.00%	3,318,345.00
SCP Surcharge	25,762.28	80,765.08	380,000.00	21.25%	299,234.92
TOTAL WATER PURCHASES	10,905,510.03	38,041,670.83	157,043,815.00	24.22%	119,002,144.17
EXCESS OF REVENUE OVER EXPENDITURES	363.51	965.55	2,900.00		

Municipal Water District of Orange County
WUE Revenues and Expenditures (Actuals vs Budget)
From July thru September 2015

	Year to Date Actual	Annual Budget	% Used
Landscape Performance Certification			
Revenues	11,344.31	118,900.00	9.54%
Expenses	19,922.50	118,900.00	16.76%
Excess of Revenues over Expenditures	(8,578.19)	0.00	
Industrial Water Use Reduction			
Revenues	48.60	91,236.00	0.05%
Expenses	48.60	91,236.00	0.05%
Excess of Revenues over Expenditures	0.00	0.00	
Spray To Drip Conversion			
Revenues	31,796.42	57,109.58	55.68%
Expenses	30,027.37	57,109.58	52.58%
Excess of Revenues over Expenditures	1,769.05	0.00	
Water Smart Landscape for Public Property			
Revenues	0.00	137,871.04	0.00%
Expenses	251,948.68	137,871.04	182.74%
Excess of Revenues over Expenditures	(251,948.68)	0.00	
Member Agency Administered Passthru			
Revenues	0.00	627,000.00	0.00%
Expenses	0.00	627,000.00	0.00%
Excess of Revenues over Expenditures	0.00	0.00	
ULFT Rebate Program			
Revenues	106,089.34	658,000.00	16.12%
Expenses	177,489.86	658,000.00	26.97%
Excess of Revenues over Expenditures	(71,400.52)	0.00	
HECW Rebate Program			
Revenues	87,138.51	696,000.00	12.52%
Expenses	137,541.80	696,000.00	19.76%
Excess of Revenues over Expenditures	(50,403.29)	0.00	
CII Rebate Program			
Revenues	10,650.00	509,000.00	2.09%
Expenses	0.00	509,000.00	0.00%
Excess of Revenues over Expenditures	10,650.00	0.00	
Large Landscape Survey			
Revenues	4,182.08	85,000.00	4.92%
Expenses	57.00	85,000.00	0.07%
Excess of Revenues over Expenditures	4,125.08	0.00	
Indoor-Outdoor Survey			
Revenues	1,593.63	6,800.00	23.44%
Expenses	0.00	6,800.00	0.00%
Excess of Revenues over Expenditures	1,593.63	0.00	
Turf Removal Program			
Revenues	4,221,727.27	19,075,000.00	22.13%
Expenses	4,186,366.18	19,075,000.00	21.95%
Excess of Revenues over Expenditures	35,361.09	0.00	

Municipal Water District of Orange County
WUE & Other Funds Revenues and Expenditures (Actuals vs Budget)
From July thru September 2015

	Year to Date Actual	Annual Budget	% Used
Comprehensive Landscape (CLWUE)			
Revenues	6,449.70	281,926.00	2.29%
Expenses	<u>8,978.21</u>	<u>281,926.00</u>	3.18%
Excess of Revenues over Expenditures	(2,528.51)	0.00	
Home Certification and Rebate			
Revenues	159,327.81	210,205.00	75.80%
Expenses	<u>47,861.86</u>	<u>210,205.00</u>	22.77%
Excess of Revenues over Expenditures	111,465.95	0.00	
CII, Large Landscape, Performance (OWOW)			
Revenues	11,624.03	138,725.00	8.38%
Expenses	<u>9,364.14</u>	<u>138,725.00</u>	6.75%
Excess of Revenues over Expenditures	2,259.89	0.00	
CA Sprinkler Adjustment Subscription System			
Revenues	5,069.16	34,432.50	14.72%
Expenses	<u>5,056.80</u>	<u>34,432.50</u>	14.69%
Excess of Revenues over Expenditures	12.36	0.00	
Rotating Nozzle			
Revenues	357.46	39,000.00	0.92%
Expenses	<u>6,622.08</u>	<u>39,000.00</u>	16.98%
Excess of Revenues over Expenditures	(6,264.62)	0.00	
WUE Projects			
Revenues	4,657,398.32	22,766,205.12	20.46%
Expenses	<u>4,881,285.08</u>	<u>22,766,205.12</u>	21.44%
Excess of Revenues over Expenditures	(223,886.76)	0.00	
WEROC			
Revenues	35,451.75	283,614.00	12.50%
Expenses	<u>75,236.75</u>	<u>278,613.00</u>	27.00%
Excess of Revenues over Expenditures	(39,785.00)	5,001.00	
RPOI Distributions			
Revenues	0.00	4,823.00	0.00%
Expenses	<u>0.00</u>	<u>4,823.00</u>	0.00%
Excess of Revenues over Expenditures	0.00	0.00	



Memorandum

DATE: November 12, 2015

TO: Administrative & Finance Committee
(Directors Thomas, Finnegan, Osborne)

FROM: Robert Hunter

SUBJECT: Quarter ending September 2015 Financials Actual versus Budget

The following reports are attached:

- Revenues and Expenditures Actual versus Budget for the General Fund
- Revenues and Expenditures Actual versus Budget Detailed Comparative Report for the General Fund
- Revenues and Expenditures Actual versus Budget for Water Funds
- Revenues and Expenditures Actual versus Budget for Other Funds
- Revenues and Expenditures Actual versus Budget for the Water Use Efficiency Projects

MUNICIPAL WATER DISTRICT OF ORANGE COUNTY
Revenues and Expenditures Actual versus Budget Summary Report
Fiscal Year to Date ending September 2015 (Unaudited)
(\$000 Omitted)
General Fund and Reserve Fund

GENERAL FUND

	<u>YTD Actual</u>	<u>Annual Budget</u>	<u>% Used</u>
<u>REVENUES</u>			
Water Rate revenues:			
Retail connection fees	6,687	6,687	100.0%
Subtotal	6,687	6,687	100.0%
Other Revenues:			
Interest income	33	118	28.2%
Choice Programs ⁽¹⁾	0	1,546	0.0%
School Contracts ⁽²⁾	0	70	0.0%
Other income ⁽³⁾	72	3	2395.8%
Transfer to Reserve	0	(64)	0.0%
Subtotal	105	1,672	6.3%
 TOTAL REVENUES	 6,792	 8,360	 81.2%
<u>EXPENSES</u>			
Personal Expenses (incl. Dir.)	1,001	4,735	21.1%
Professional services	226	1,565	14.4%
Outside engineering	84	300	27.9%
Legal expense	42	355	11.7%
Travel & Conference	18	113	16.0%
Dues and memberships ⁽⁴⁾	53	144	37.2%
General & Admin expense	157	742	21.2%
Building Repair & Maintenance ⁽⁵⁾	6	400	1.6%
TOTAL EXPENSES	1,588	8,360	19.0%
 EXCESS OF REVENUES OVER EXPENSES	 5,204		

RESERVE FUND

Beginning Balance	2,927
Nov 2014 - excess from FY 13-14 General Fund	556
Net OPEB Asset	90
TOTAL RESERVE FUND	3,573

(1) Choice programs billed in November, 2015.

(2) School Program begins in October, 2015.

(3) Other Income from Open Meetings Act/Brown Act Reform and pension reimbursement.

(4) Most Dues and Memberships are paid in the beginning of the fiscal year.

(5) Building Repair & Maintenance are in progress.

Municipal Water District of Orange County
Revenues and Expenditures Actual vs Budget Line Item Report
Fiscal Year to Date ending September 2015 (Unaudited)
General Fund

	YTD ACTUAL	ANNUAL BUDGET	% Used
REVENUES			
Retail Connection Charge	6,686,660	6,687,322	99.99%
Water rate revenues	6,686,660	6,687,322	99.99%
Choice Programs	0	1,302,619	0.00%
Choice Prior Year Carry Over	0	243,338	0.00%
Interest Revenue	33,189	117,675	28.20%
Miscellaneous Income	71,875	3,000	2395.82%
School Contracts	0	70,000	0.00%
Transfer to Reserve	0	(64,424)	0.00%
Other revenues	105,064	1,672,208	6.28%
TOTAL REVENUES	6,791,723	8,359,530	81.25%

OPERATING EXPENSES			
Salaries & Wages	739,307	3,309,949	22.34%
less Recovery from Grants	(16,487)	(23,500)	70.16%
Directors' Compensation	42,331	220,588	19.19%
MWD Representation	28,477	126,050	22.59%
Employee Benefits	186,292	863,069	21.58%
less Recovery from Grants	(4,335)	0	0.00%
OPEB Annual Contribution	0	105,188	0.00%
Directors Benefits	14,833	60,024	24.71%
Health Insurances for Retirees	9,488	50,387	18.83%
Training Expense	1,398	18,000	7.76%
Tuition Reimbursement	0	5,000	0.00%
Personnel Expenses	1,001,303	4,734,755	21.15%
Engineering Expense	83,778	300,000	27.93%
Legal Expense	41,522	355,000	11.70%
Audit Expense	18,100	23,000	78.70%
Professional Services	207,872	1,541,837	13.48%
Professional Fees	351,272	2,219,837	15.82%
Conference-Staff	4,815	19,450	24.76%
Conference-Directors	2,996	9,800	30.57%
Travel & Accom.-Staff	7,139	56,510	12.63%
Travel & Accom.-Directors	3,201	27,600	11.60%
Travel & Conference	18,150	113,360	16.01%
Membership/Sponsorship	43,542	103,961	41.88%
CDR Support	9,935	39,740	25.00%
Dues & Memberships	53,477	143,701	37.21%

Municipal Water District of Orange County
Revenues and Expenditures Actual vs Budget Line Item Report
Fiscal Year to Date ending September 2015 (Unaudited)
General Fund

	YTD ACTUAL	ANNUAL BUDGET	% Used
Business Expense	1,115	6,800	16.39%
Maintenance Office	20,487	126,670	16.17%
Building Repair & Maintenance	2,775	11,000	25.22%
Storage Rental & Equipment Lease	2,892	19,000	15.22%
Office Supplies	9,907	29,400	33.70%
Postage/Mail Delivery	2,310	11,285	20.47%
Subscriptions & Books	76	2,060	3.68%
Reproduction Expense	185	70,010	0.26%
Maintenance-Computers	2,273	7,100	32.01%
Software Purchase	2,704	18,500	14.62%
Software Support	16,474	34,000	48.45%
Computers and Equipment	15,321	21,150	72.44%
Automotive Expense	3,028	13,500	22.43%
Toll Road Charges	77	1,275	6.05%
Insurance Expense	23,643	96,000	24.63%
Utilities - Telephone	4,364	15,650	27.88%
Bank Fees	2,459	17,900	13.74%
Miscellaneous Expense	8,730	98,770	8.84%
MWDOC's Contribution To WEROC	35,452	141,807	25.00%
Depreciation Expense	3,001	0	0.00%
MWDOC Building Expense	6,360	400,000	1.59%
Capital Acquisition	0	6,000	0.00%
Other Expenses	163,633	1,147,877	14.26%
TOTAL EXPENSES	1,587,835	8,359,530	18.99%
EXCESS OF REVENUES OVER EXPENSES	5,203,889	0	

MUNICIPAL WATER DISTRICT OF ORANGE COUNTY
Statement of Revenues and Expenditures
Fiscal Year to Date ending September 2015 (Unaudited)
Water Funds

	<u>YTD Actual</u>	<u>Annual Budget</u>	<u>Balance</u>
<u>Water Revenues</u>			
Water Sales	33,553,484	139,025,078	(105,471,595)
Ready to Serve Charge	3,301,307	13,214,277	(9,912,970)
Capacity Charge Flat Rate	1,106,115	4,424,460	(3,318,345)
SCP Surcharge	80,765	380,000	(299,235)
Interest	<u>966</u>	<u>2,900</u>	<u>(1,934)</u>
Total Water Revenues	<u>38,042,636</u>	<u>157,046,715</u>	<u>(119,004,079)</u>
 <u>Water Purchases</u>			
Water Sales	33,553,484	139,025,078	(105,471,595)
Ready to Serve Charge	3,301,307	13,214,277	(9,912,970)
Capacity Charge	1,106,115	4,424,460	(3,318,345)
SCP Surcharge	<u>80,765</u>	<u>380,000</u>	<u>(299,235)</u>
Total Water Purchases	<u>38,041,671</u>	<u>157,043,815</u>	<u>(119,002,144)</u>
EXCESS OF REVENUES OVER EXPENDITURES	<u>966</u>	<u>2,900</u>	<u>(1,934)</u>

MUNICIPAL WATER DISTRICT OF ORANGE COUNTY
Revenues and Expenditures Actual versus Budget
Fiscal Year to Date ending September 2015 (Unaudited)
Other Funds

	<u>YTD Actual</u>	<u>Annual Budget</u>	<u>Balance</u>
<u>WEROC</u>			
Revenues	35,452	283,614	(248,162)
Expenditures	<u>75,237</u>	<u>278,613</u>	<u>(203,376)</u>
Excess of Revenues over Expenditures	(39,785)	5,001	(44,786)
<u>WUE Projects (details on next page)</u>			
Revenues	4,657,398	22,766,205	(18,108,807)
Expenditures	<u>4,881,285</u>	<u>22,766,205</u>	<u>(17,884,920)</u>
Excess of Revenues over Expenditures	(223,887)	0	(223,887)
<u>RPOI Distribution</u>			
Revenues	0	4,823	(4,823)
Expenditures	<u>0</u>	<u>4,823</u>	<u>(4,823)</u>
Excess of Revenues over Expenditures	0	0	0

Footnote:

- 1) The excess of expense over revenue is waiting for reimbursement.
- 2) USBR (Federal) Grant is billed in October and April with funds being received one month later.
- 3) DWR is billed quarterly to county and takes a few months to a year to receive funds.

MUNICIPAL WATER DISTRICT OF ORANGE COUNTY
Revenues and Expenditures Actual versus Budget
Fiscal Year to Date ending September 2015 (Unaudited)
Water Use Efficiency Projects

	<u>Actual</u>	<u>Variance</u> <u>%</u>	<u>Fiscal Year</u> <u>Budget</u>	<u>% of</u> <u>Budget</u>	<u>Projected</u> <u>Final</u> <u>FY Budget</u>
<u>Landscape Performance Certification</u>					
Revenues	11,344		118,900	9.54%	118,900
Expenditures	<u>19,923</u>		<u>118,900</u>	16.76%	<u>118,900</u>
Excess of Revenues over Expenditures	(8,578)	-76%	0		

Actual Variance: MET reporting is every two months. Difference will catch up.

Budget Variance: No comment needed.

<u>Industrial Water Use Reduction</u>					
Revenues	49		91,236	0.05%	91,236
Expenditures	<u>49</u>		<u>91,236</u>	0.05%	<u>91,236</u>
Excess of Revenues over Expenditures	0	0%	0		

Actual Variance: No comment needed.

Budget Variance: No comment needed.

<u>Spray to Drip Conversion</u>					
Revenues	31,796		57,110	55.68%	57,110
Expenditures	<u>30,027</u>		<u>57,110</u>	52.58%	<u>57,110</u>
Excess of Revenues over Expenditures	1,769	6%	0		

Actual Variance: No comment needed.

Budget Variance: No comment needed.

<u>Water Smart Landscape for Public Property</u>					
Revenues	0		137,871	0.00%	137,871
Expenditures	<u>251,949</u>		<u>137,871</u>	182.74%	<u>137,871</u>
Excess of Revenues over Expenditures	(251,949)	100%	0		

Actual Variance: Grantee (DWR) slow to pay invoices.

Budget Variance: No comment needed.

Notes:

[1] Variance from Revenues to Expenses. When greater than 5%, an explanation is provided.

[2] Fiscal year budget versus Actual

[3] With each quarterly report the projected fiscal year end budget may be re-adjusted.

MUNICIPAL WATER DISTRICT OF ORANGE COUNTY
Revenues and Expenditures Actual versus Budget
Fiscal Year to Date ending September 2015 (Unaudited)
Water Use Efficiency Projects

	<u>Actual</u>	<u>Variance</u> <u>%</u>	<u>Fiscal Year</u> <u>Budget</u>	<u>% of</u> <u>Budget</u>	<u>Projected</u> <u>Final</u> <u>FY Budget</u>
<u>Member Agency Administered Pass thru</u>					
Revenues	0		627,000	0.00%	627,000
Expenditures	<u>0</u>		<u>627,000</u>	0.00%	<u>627,000</u>
Excess of Revenues over Expenditures	0	0%	0		

Actual Variance: No comment needed.

Budget Variance: No comment needed.

ULFT Rebate Program

Revenues	106,089		658,000	16.12%	658,000
Expenditures	<u>177,490</u>		<u>658,000</u>	26.97%	<u>658,000</u>
Excess of Revenues over Expenditures	(71,401)	-67%	0		

Actual Variance: Expenditures out ahead of collecting revenues. Catch up will happen next month.

Budget Variance: No comment needed.

HECW Rebate Program

Revenues	87,139		696,000	12.52%	696,000
Expenditures	<u>137,542</u>		<u>696,000</u>	19.76%	<u>696,000</u>
Excess of Revenues over Expenditures	(50,403)	-58%	0		

Actual Variance: Expenditures out ahead of collecting revenues. Catch up will happen next month.

Budget Variance: No comment needed.

CII Rebate Program

Revenues	10,650		509,000	2.09%	509,000
Expenditures	<u>0</u>		<u>509,000</u>	0.00%	<u>509,000</u>
Excess of Revenues over Expenditures	10,650	100%	0		

Actual Variance: Received pre-funding.

Budget Variance: Program just beginning.

Notes:

[1] Variance from Revenues to Expenses. When greater than 5%, an explanation is provided.

[2] Fiscal year budget versus Actual

[3] With each quarterly report the projected fiscal year end budget may be re-adjusted.

MUNICIPAL WATER DISTRICT OF ORANGE COUNTY
Revenues and Expenditures Actual versus Budget
Fiscal Year to Date ending September 2015 (Unaudited)
Water Use Efficiency Projects

	<u>Actual</u>	<u>Variance</u> <u>%</u>	<u>Fiscal Year</u> <u>Budget</u>	<u>% of</u> <u>Budget</u>	<u>Projected</u> <u>Final</u> <u>FY Budget</u>
<u>Large Landscape Survey</u>					
Revenues	4,182		85,000	4.92%	85,000
Expenditures	<u>57</u>		<u>85,000</u>	0.07%	<u>85,000</u>
Excess of Revenues over Expenditures	4,125	99%	0		

Actual Variance: These funds are collected from MET and will be used at a later date for installation verification services.

Budget Variance: No comment needed.

<u>Indoor-Outdoor Survey</u>					
Revenues	1,594		6,800	23.44%	6,800
Expenditures	<u>0</u>		<u>6,800</u>	0.00%	<u>6,800</u>
Excess of Revenues over Expenditures	1,594	100%	0		

Actual Variance: These funds are collected from MET and will be used at a later date for installation verification services.

Budget Variance: No comment needed.

<u>Turf Removal Program</u>					
Revenues	4,221,727		19,075,000	22.13%	19,075,000
Expenditures	<u>4,186,366</u>		<u>19,075,000</u>	21.95%	<u>19,075,000</u>
Excess of Revenues over Expenditures	35,361	1%	0		

Actual Variance: No comment needed.

Budget Variance: No comment needed.

<u>Comprehensive Landscape (CLWUE)</u>					
Revenues	6,450		281,926	2.29%	281,926
Expenditures	<u>8,978</u>		<u>281,926</u>	3.18%	<u>281,926</u>
Excess of Revenues over Expenditures	(2,529)	-39%	0		

Actual Variance: No comment needed.

Budget Variance: No comment needed.

Notes:

[1] Variance from Revenues to Expenses. When greater than 5%, an explanation is provided.

[2] Fiscal year budget versus Actual

[3] With each quarterly report the projected fiscal year end budget may be re-adjusted.

MUNICIPAL WATER DISTRICT OF ORANGE COUNTY
Revenues and Expenditures Actual versus Budget
Fiscal Year to Date ending September 2015 (Unaudited)
Water Use Efficiency Projects

	<u>Actual</u>	<u>Variance</u> <u>%</u>	<u>Fiscal Year</u> <u>Budget</u>	<u>% of</u> <u>Budget</u>	<u>Projected</u> <u>Final</u> <u>FY Budget</u>
<u>Home Certification and Rebate</u>					
Revenues	159,328		210,205	75.80%	210,205
Expenditures	<u>47,862</u>		<u>210,205</u>	22.77%	<u>210,205</u>
Excess of Revenues over Expenditures	111,466	70%	0		

Actual Variance: Revenue request from Grants are submitted bi-annually in October and April. Revenue for Expenses through September will be requested in October 2015.

Budget Variance: Goal is to hit the budget amounts by December 2015.

<u>CII, Large Landscape, Performance (OWOW)</u>					
Revenues	11,624		138,725	8.38%	138,725
Expenditures	<u>9,364</u>		<u>138,725</u>	6.75%	<u>138,725</u>
Excess of Revenues over Expenditures	2,260	19%	0		

Actual Variance: Able to invoice Grant ahead of expected Expenses.

Budget Variance: Able to invoice Grant ahead of expected Expenses.

<u>CA Sprinkler Adjustment Subscriptions System</u>					
Revenues	5,069		34,433	14.72%	34,433
Expenditures	<u>5,057</u>		<u>34,433</u>	14.69%	<u>34,433</u>
Excess of Revenues over Expenditures	12	0%	0		

Actual Variance: No comment needed.

Budget Variance: No comment needed.

<u>Rotating Nozzle</u>					
Revenues	357		39,000	0.92%	39,000
Expenditures	<u>6,622</u>		<u>39,000</u>	16.98%	<u>39,000</u>
Excess of Revenues over Expenditures	(6,265)	-1753%	0		

Actual Variance: Expenditures out ahead of collecting revenues. Catch up will happen next month.

Budget Variance: No comment needed.

Notes:

[1] Variance from Revenues to Expenses. When greater than 5%, an explanation is provided.

[2] Fiscal year budget versus Actual

[3] With each quarterly report the projected fiscal year end budget may be re-adjusted.



ACTION ITEM
November 18, 2015

TO: Board of Directors

FROM: **Administration & Finance Committee**
(Directors Thomas, Osborne, Finnegan)

Robert J. Hunter, General Manager

Staff Contact: Pat Meszaros

SUBJECT: **AMWA's INTERNATIONAL WATER & CLIMATE FORUM**
DECEMBER 6—9 – HOTEL DEL CORONADO - SAN DIEGO

STAFF RECOMMENDATION

It is recommended that the Board of Directors approve the General Manager's attendance at the conference.

COMMITTEE RECOMMENDATION

Committee recommends (To be determined at Committee Meeting)

DETAILED REPORT

The 2015 International Water & Climate Forum will focus on what utilities are doing on the ground in their communities to implement climate adaptation and mitigating strategies. This unique event will mobilize attendees to be visionary thinkers and to expand their knowledge base with the ultimate goal of promoting long-term sustainability and fostering water supply and ecosystem resilience.

Specifically focusing on climate adaptation and mitigation strategies for water utilities, this invitation-only gathering will detail lessons learned from the front line, advance proven best practices and stimulate thinking about future solutions.

Forum speakers will be utility managers, climate change planners and scientists, policy makers and practitioners from around the globe. Through presentations, panel discussions and breakout sessions, attendees will leave the Forum better prepared to tackle the challenges of improving water sustainability and resilience in the urban environment.

Budgeted (Y/N): Yes	Budgeted amount: Conf. \$2400; Travel. \$3,700; Balance conf. \$1,605; balance travel \$1,817	Core <u>X</u>	Choice ____
Action item amount: Conf.: \$695; Hotel: \$600; total \$1,295.		Line item:	
Fiscal Impact (explain if unbudgeted):			



ACTION ITEM
November 18, 2015

TO: Administration & Finance Committee

FROM: Robert Hunter, General Manager

Staff Contacts: Cathy Harris, Administrative Services Manager &
Katie Davanaugh, Sr. Executive Assistant

SUBJECT: Adopt Policy for Contributions to the Health Savings Accounts (HSA) for the High Deductible Plan

STAFF RECOMMENDATION

Staff recommends the Board of Directors authorize the policy pertaining to contributions to the HSA, as listed below.

COMMITTEE RECOMMENDATION

Committee recommends (to be determined at Committee meeting)

DETAILED REPORT

It is recommended that the Board of Directors establish the following policy pertaining to Health Savings Account (HSA) contributions, to be added to the personnel Manual under the Health Benefits section. The policy will be reviewed annually to review appropriate District contributions.

"For employees enrolled in the Consumer Driven Health Plan (CDHP), the District will deposit contributions, based on the amount approved by the Board, into the employee's HSA on the first payroll in January for employees enrolled in a CDHP; switched to the CDHP during open enrollment; or is hired in January. Employees hired after January will receive a pro-rated initial contribution to their HSA. Employees already enrolled in an HSA and have increased coverage during the calendar year will receive partial proration, not to exceed maximum tier contribution.

The MWDOC Board of Directors reserves the right to review, revise and alter the District's contributions to HSAs, depending on the cost of the program and the fiscal condition of the District."

HSA contributions for 2016 were approved by the Board of Directors in October 2016, as follows:

Plan	<u>Annual</u> HSA contribution by District		
	Employee only	Employee +1	Family
Anthem	\$1,300	\$2,600	\$2,400
Kaiser	\$1,150	\$2,050	\$2,400



ACTION ITEM
November 18, 2015

TO: Board of Directors

FROM: **Administration & Finance Committee**
(Directors Thomas, Osborne, Finnegan)

Robert J. Hunter, General Manager

Staff Contacts: Cathleen Harris, Administrative Services Manager

**SUBJECT: ADOPT RESOLUTION IN ACCORDANCE WITH THE CALIFORNIA
PUBLIC EMPLOYEES RETIREMENT SYSTEM (CalPERS) FOR THE
POST-RETIREMENT EMPLOYMENT OF RICHARD BELL IN
ACCORDANCE WITH GOVERNMENT CODE SECTION 7522.56**

STAFF RECOMMENDATION

It is recommended that the Board of Directors adopt the proposed Resolution approving an exception to the 180-day waiting period for the post-retirement employment of Richard Bell and appoint Richard Bell to the position of Principal Engineer on an interim basis in accordance with Government Code Sections 7522.56 and 21221(h), as presented.

COMMITTEE RECOMMENDATION

Committee recommends (To be determined at Committee Meeting)

DETAILED REPORT

Principal Engineer Richard Bell, will be retiring effective December 4, 2015, after 12 years and nine months of service to the District. The District is currently recruiting for a permanent replacement to the Principal Engineer position. It is anticipated that the position will be filled in January 2016.

Budgeted (Y/N): NA	Budgeted amount: NA	Core ____	Choice ____
Action item amount: NA	Line item:		
Fiscal Impact (explain if unbudgeted):			

In an effort to continue the department workflow and to continue to utilize Richard's expertise, it is imperative that continuity in the Planning and Water Resources Department be maintained until the Principal Engineer position is filled and staff has been fully trained and transitioned. Therefore, staff is recommending that the Board consider adoption of the proposed resolution allowing the District to employ Richard Bell on a temporary part-time basis without reinstating from retirement.

Staff has coordinated this effort with Legal Counsel, Isabel Safie of BBK and the Proposed Resolution is attached for consideration.

Staff recommends that the Board of Directors adopt the proposed Resolution approving an exception to the 180-day waiting period for the post-retirement employment of Richard Bell and appoint Richard Bell to the position of Principal Engineer on an interim basis in accordance with Government Code Sections 7522.56 and 21221(h), as presented.

Staff is coordinating with Legal Counsel on drafting a resolution and it is anticipated that a resolution will be presented at the A&F Meeting.



INFORMATION ITEM

November 12, 2015

TO: Administration & Finance Committee

FROM: Robert Hunter, General Manager

Staff Contacts: Cathy Harris, Administrative Services Manager &
Katie Davanaugh, Sr. Executive Assistant

SUBJECT: Health Benefit Rates for 2016

STAFF RECOMMENDATION

Staff recommends the Administration & Finance Committee receive and file information.

COMMITTEE RECOMMENDATION

Committee recommends (to be determined at Committee meeting)

DETAILED REPORT

The District is offering two new health insurance plans, namely the Anthem Consumer Driven Health Plan (CDHP) as well as the Kaiser CDHP. Information on the two new plans was presented to the Board in October.

Rate changes for 2016, by benefit plan, is listed below:

Benefit Plan	Administrator	Carrier	% Rate Change
Health Insurance	JPIA	Anthem Blue Cross Classic PPO	7.94
"	"	Anthem Blue Cross CalCare HMO	-2.00
"	"	Anthem Blue Cross CDHP	5.37
"	"	Kaiser	2.31
"	"	Kaiser CDHP	2.82
Vision	"	VSP	0
Dental	SDRMA	Delta Dental	-6.4
EAP	Alliant	GuidanceResources/ComPsych	0
Life Insurance	Alliant	Sun Life	0
Long Term Disability	WSP Benefits	Lincoln	0

Budgeted (Y/N): Y	Budgeted amount: \$467,199	Core <u>X</u>	Choice
Action item amount: 0	Line item:		
Fiscal Impact (explain if unbudgeted):			

Plan rates for the 2016 are shown below:

Plan	Total Monthly \$			Employee Monthly \$			District Monthly \$		
	Single	2-Party	Family	Single	2-Party	Family	Single	2-Party	Family
PPO	729.68	1,485.48	1,996.53	31.08	297.10	399.31	698.60	1,188.38	1,597.22
HMO	627.44	1,244.99	1,669.18	20.86	249.00	333.84	606.58	995.99	1,335.34
Kaiser	526.05	1,042.22	1,470.64	10.72	208.44	294.13	515.33	833.78	1,176.51
Anthem CDHP	609.71	1,239.54	1,665.42	19.08	247.91	333.08	590.63	991.63	1,332.34
Kaiser CDHP	418.87	827.86	1,167.32	0.00	165.57	233.46	418.87	662.29	933.86
Dental	51.61	86.80	131.99	5.16	8.68	13.20	46.45	78.12	118.79
Vision	14.76	23.46	45.71	0.00	0.00	0.00	14.76	23.46	45.71

The amount budgeted for FY 2015-16 for medical, dental and vision benefits is \$467,199. Based on the plan premium increases/decreases for 2016, the projected totals for 2015-16 will be \$457,598 which results in an estimated decrease of 2% or \$9,601.



INFORMATION ITEM

November 12, 2015

TO: **Administration & Finance Committee**
(Directors Thomas, Osborne, Finnegan)

FROM: Robert Hunter, General Manager

Staff Contact: Harvey De La Torre

SUBJECT: Monthly Water Usage Data, Tier 2 Projection, and Water Supply Info.

STAFF RECOMMENDATION

Staff recommends the Administration & Finance Committee receive and file this information.

COMMITTEE RECOMMENDATION

Committee recommends (To be determined at Committee Meeting)

REPORT

The attached figures show the recent trend of water consumption in Orange County (OC), an estimate of Tier 2 volume for MWDOC, and selected water supply information.

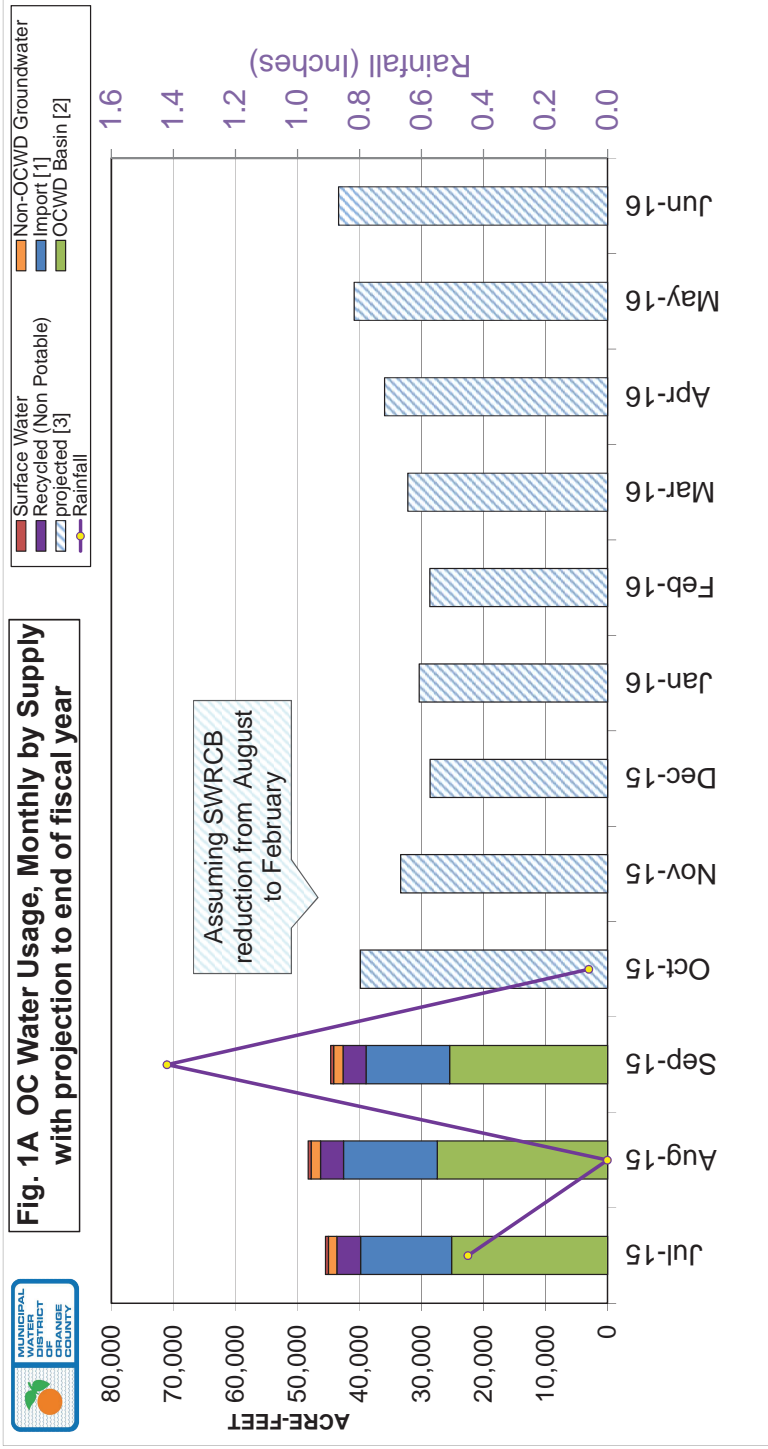
- Fig. 1 OC Water Usage, Monthly by Supply OCWD Groundwater water was the main supply in September.
- Fig. 2 OC Water Usage, Monthly, Comparison to Previous Years Water usage in September 2015 was well below average compared to past usage. Lower usage is primarily due to strong conservation efforts and mandatory restrictions set by the governor.
- Fig. 3 Historical OC Water Consumption OC water consumption was 571,000 AF in FY 2014-15. This is about 50,000 AF less than FY 2013-14 but is about 16,000 AF higher than FY 2010-11 (Fiscal year with lowest usage). Water usage per person was the lowest it has been for Orange County at 164 gallons per day. Although OC population has increased 20% over the past two decades, water usage has not increased, on average. A long-term decrease in per-capita water usage is attributed mostly to Water Use Efficiency (water conservation) efforts. High Temperature, precipitation and the economy all remain indicators to O.C. water consumption.

Budgeted (Y/N): N	Budgeted amount: N/A	Core <u>X</u>	Choice <u> </u>
Action item amount: N/A		Line item:	
Fiscal Impact (explain if unbudgeted):			

Fig. 4 MWDOC “Firm” Water Purchases, 2015 “Firm” water above the Tier 1 limit will be charged at the higher Tier 2 rate. Our current projection of Tier 2 purchases is zero in 2015.

Water Supply Information Includes data on: Rainfall in OC; the OCWD Basin overdraft; Northern California and Colorado River Basin hydrologic data; the State Water Project (SWP) Allocation, and regional storage volumes. The data has implications for the magnitude of supplies from the three watersheds that are the principal sources of water for OC. Note that a hydrologic year is Oct. 1st through Sept. 30th.

- Orange County’s accumulated rainfall through October was below average for this period. This continues the impact of the previous three hydrologic years’ below-normal rainfall in reducing those local supplies that are derived from local runoff. NOAA is predicted that there is a 95% chance of El Niño conditions for this winter and 85% chance of El Niño next spring.
- Northern California accumulated precipitation in October was around 40% of normal for this period. The Northern California snowpack was 5% of normal as of April 1st, the date used for year-to-year comparison. This follows three below-average hydrologic years. The State of California has been in a declared Drought Emergency since January 2014. The State Water Project Contractors Table A Allocation is only 20% as of the end of July.
- Colorado River Basin accumulated precipitation in October was 87% average for this period. The Upper Colorado Basin snowpack was 64% of average as of April 15th. However, this follows two below-average hydrologic years, and this watershed is in a long-term drought. Lake Mead and Lake Powell combined have about 60% of their average storage volume for this time of year. If Lake Mead’s level falls below a “trigger” limit at the end of a calendar year, then a shortage will be declared by the US Bureau of Reclamation (USBR), impacting Colorado River water deliveries for the Lower Basin states. As of Late July Lake Mead Levels were hovering around the “trigger” limit but fortunately levels are expecting to increase from the large amounts of precipitation that hit the Colorado River Basin this summer and spring. The USBR predicts that the “trigger” level will not be hit by the end of 2015.



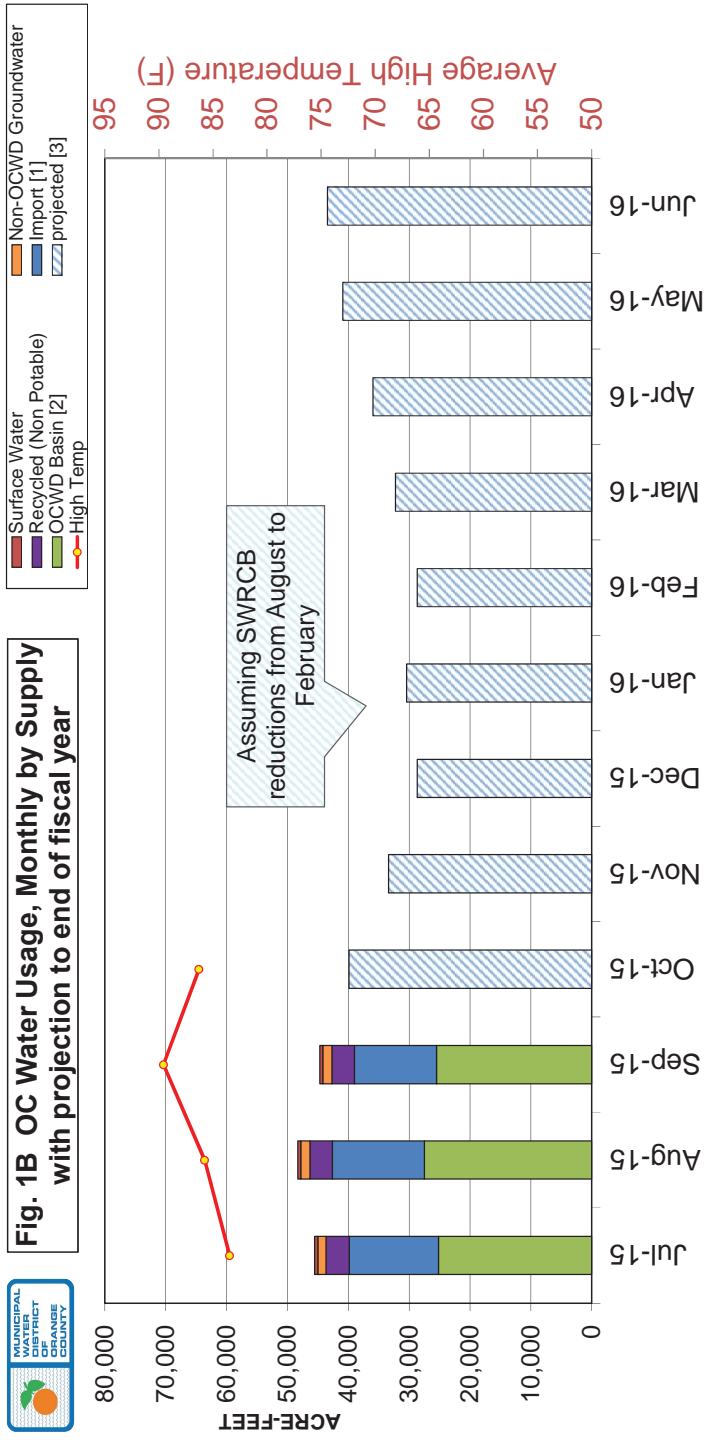
[1] Imported water for consumptive use. Includes "In-Lieu" deliveries and CUP water extraction. Excludes "Direct Replenishment" deliveries of spreading water, "Barrier Replenishment" deliveries, and deliveries into Irvine Lake.

[2] GW for consumptive use only. Excludes In-Lieu water deliveries and CUP water extraction that are counted with Import. BPP in FY '14-15 is 72%.

[3] MWDOC's estimate of monthly demand is based on the projected FY 15-16 "Retail" water demand and historical monthly demand patterns.



**Fig. 1B OC Water Usage, Monthly by Supply
with projection to end of fiscal year**



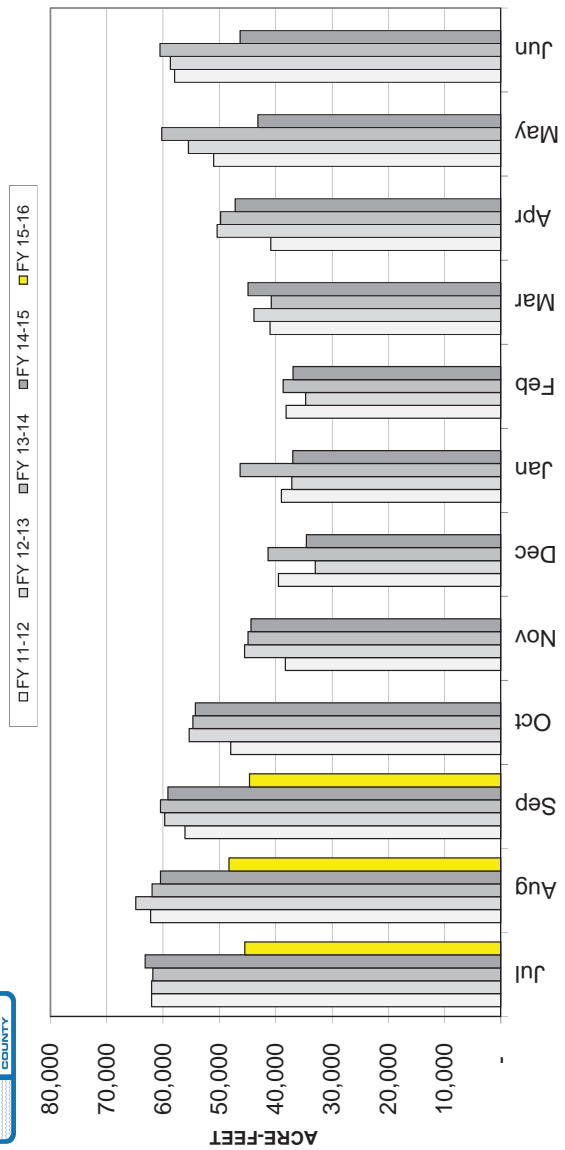
[1] Imported water for consumptive use. Includes "In-Lieu" deliveries and CUP water extraction. Excludes "Direct Replenishment" deliveries of spreading water, "Barrier Replenishment" deliveries, and deliveries into Irvine Lake.

[2] GW for consumptive use only. Excludes In-Lieu water deliveries and CUP water extraction that are counted with Import. BPP in FY '14-15 is 72%.

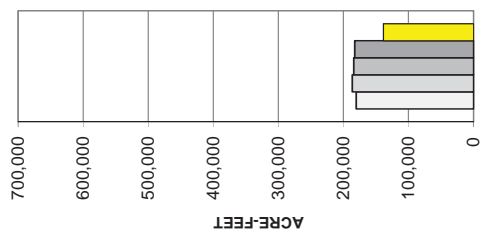
[3] MWDOC's estimate of monthly demand is based on the projected FY 15-16 "Retail" water demand and historical monthly demand patterns.



Fig. 2A OC Monthly Water Usage [1]: Comparison to Last 4 Fiscal Years



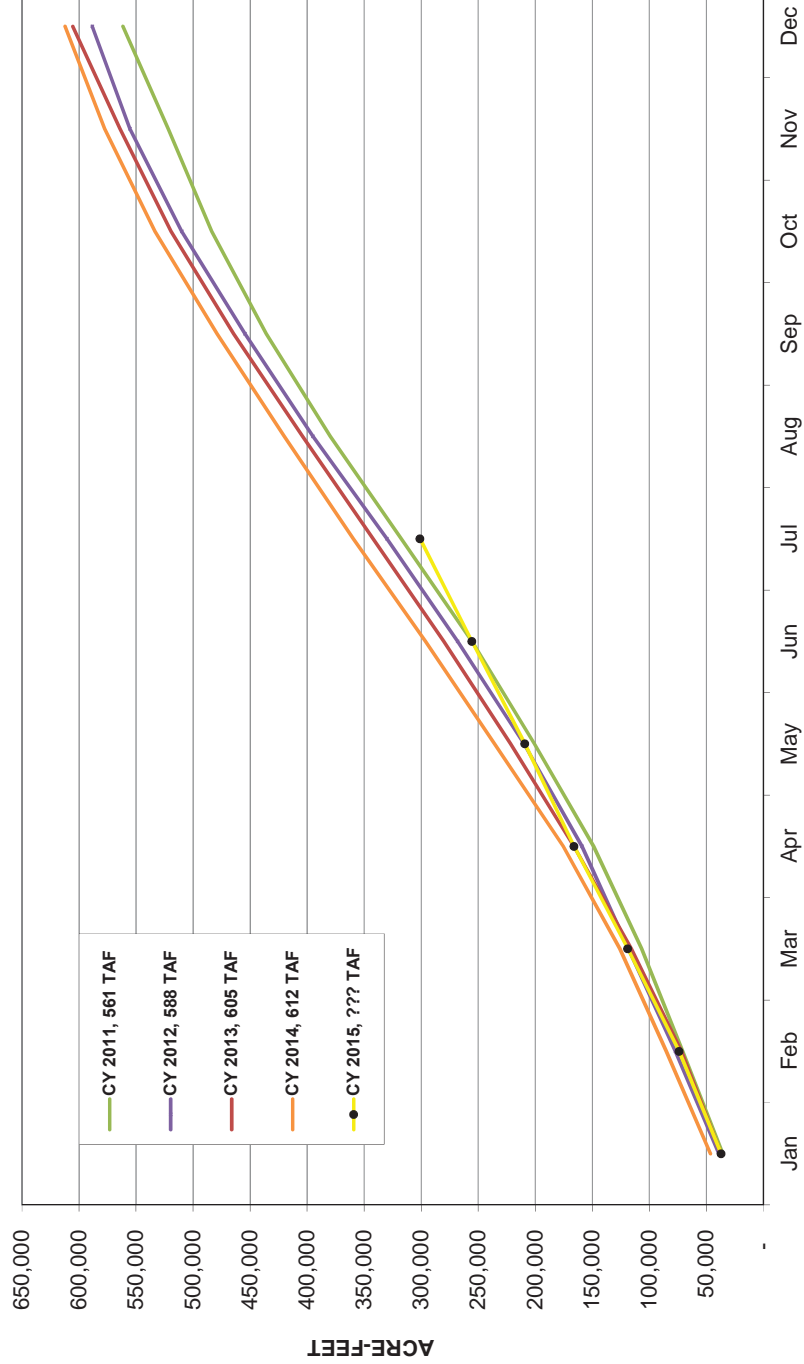
Partial Year Subtotals



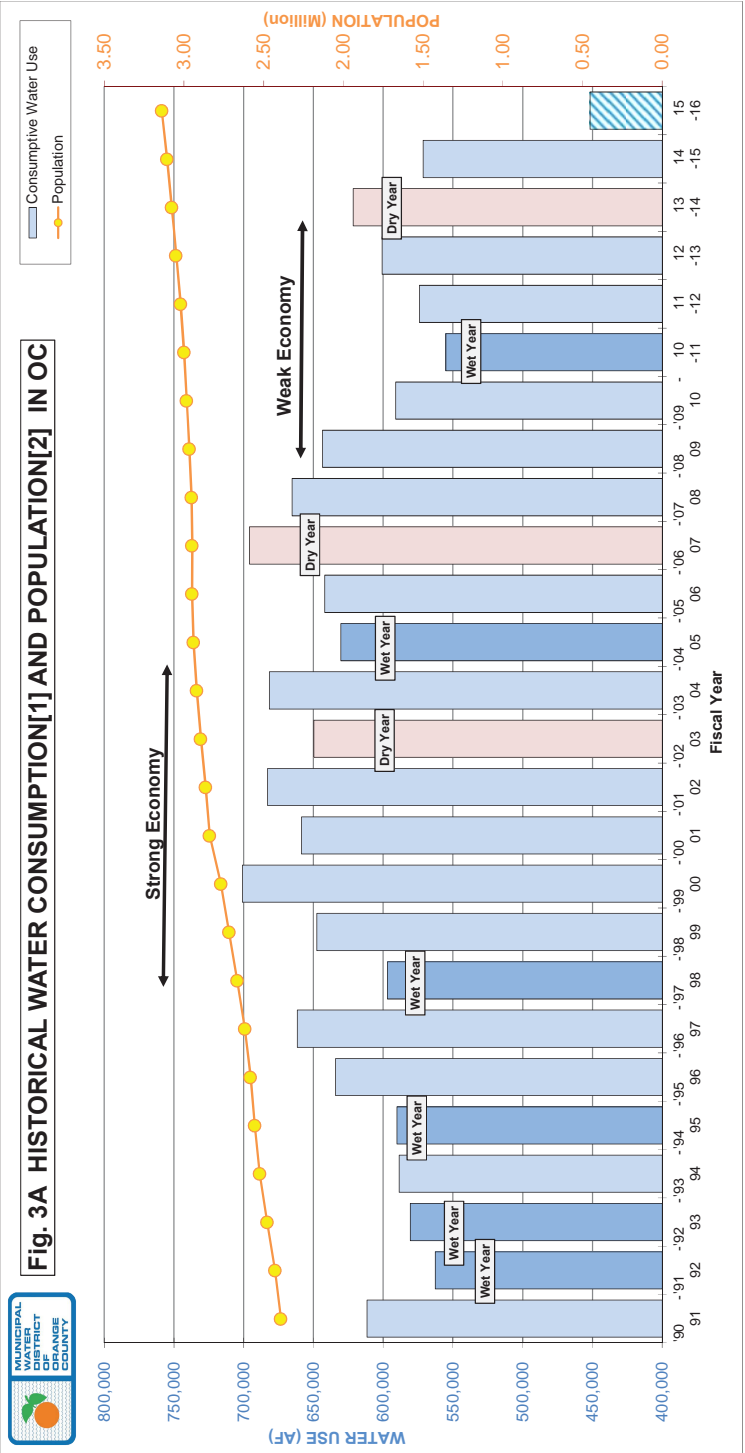
[1] Sum of Imported water for consumptive use (includes "In-Lieu" deliveries; excludes "Direct Replenishment "and "Barrier Replenishment") and Local water for consumptive use



Fig. 2B Orange County Cumulative Monthly Consumptive Water Usage [1]:
present year compared to last 4 calendar years



[1] Sum of imported water for consumptive use (includes "In-Lieu" deliveries; excludes "Direct Replenishment" and "Barrier Replenishment") and Local water for consumptive use



[1] Consumption includes potable, recycled and non-potable usage; excludes Barrier and Spreading water. The most recent data involve some estimation.

[2] Population estimates in the 2000s decade were revised by the State Dept. of Finance to reflect the 2010 Census counts.

[3] Projection of FY 15-16 water use estimated by MWD OC based on partial-year data.

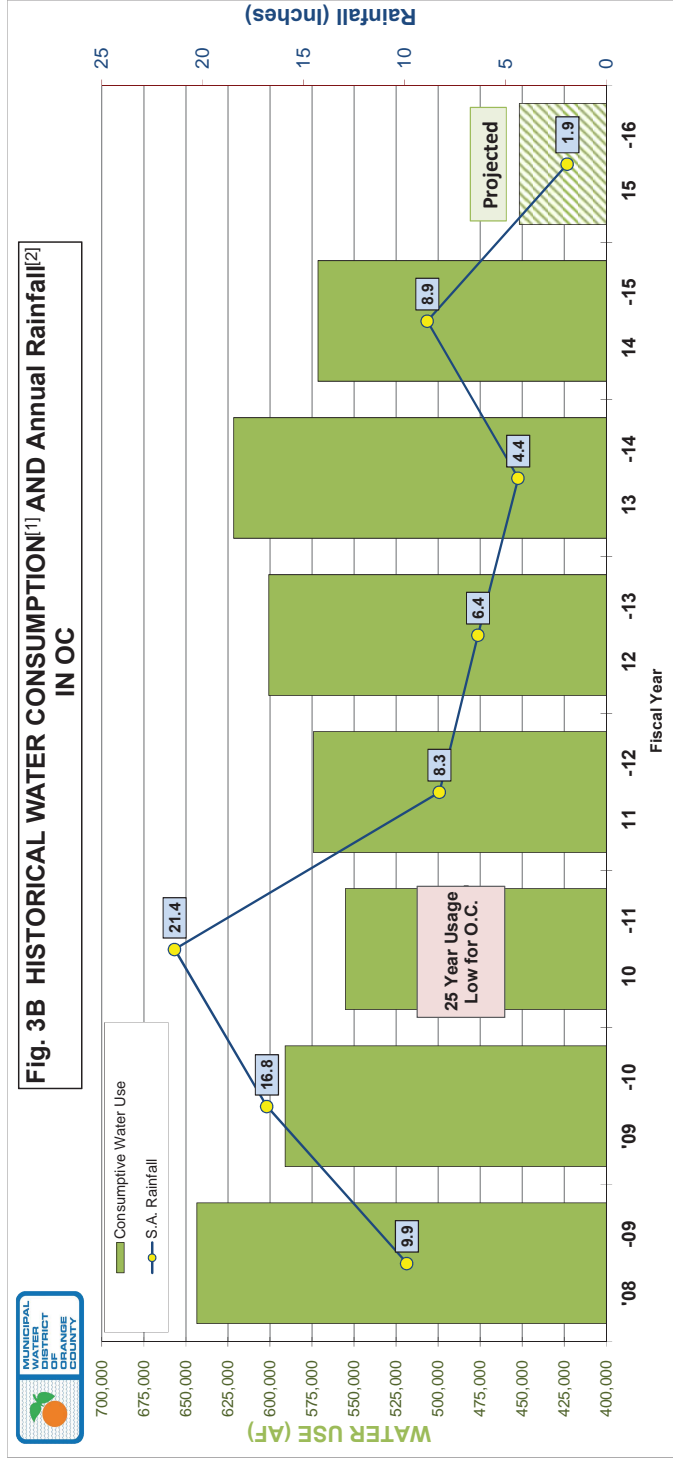


Fig. 3B HISTORICAL WATER CONSUMPTION^[1] AND Annual Rainfall^[2]
IN OC

[1] Consumption includes potable, recycled and non-potable usage; excludes Barrier and Spreading water. The most recent data involve some estimation.

[2] Rainfall data from Santa Ana Station #121

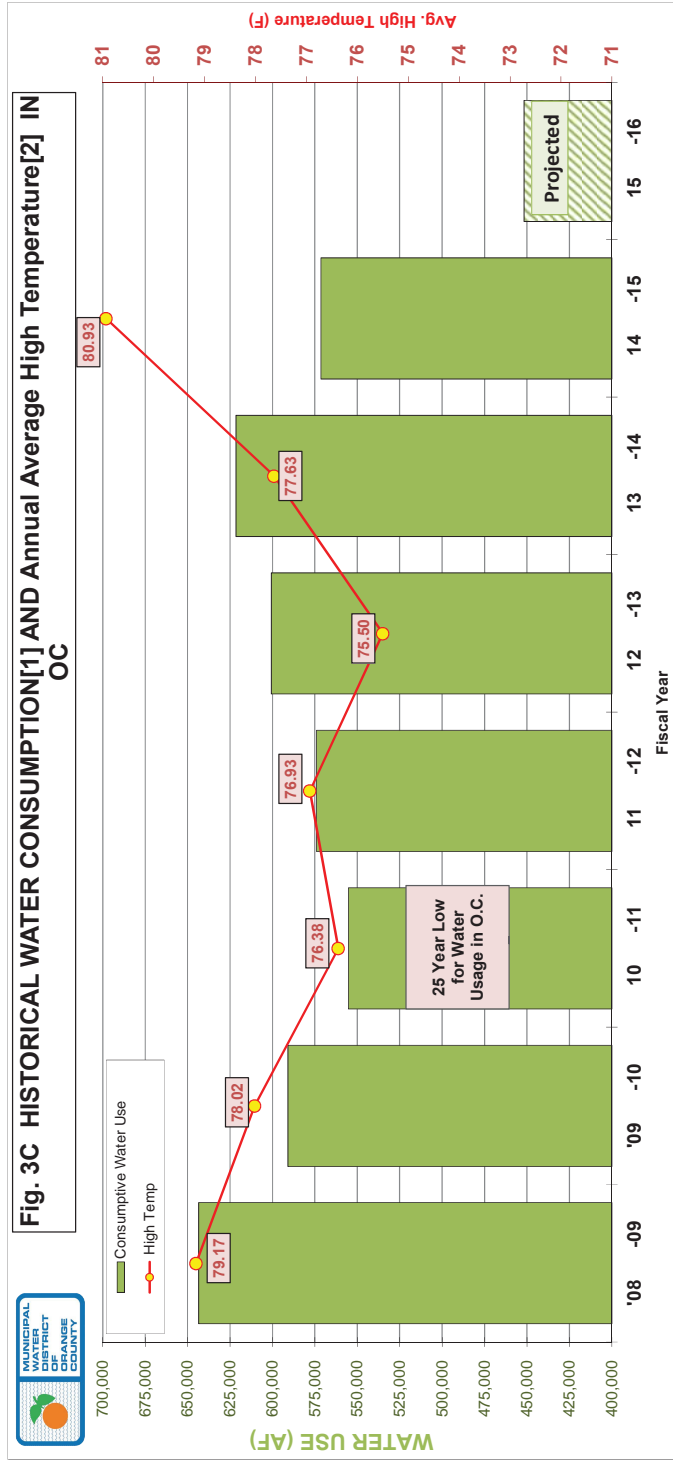
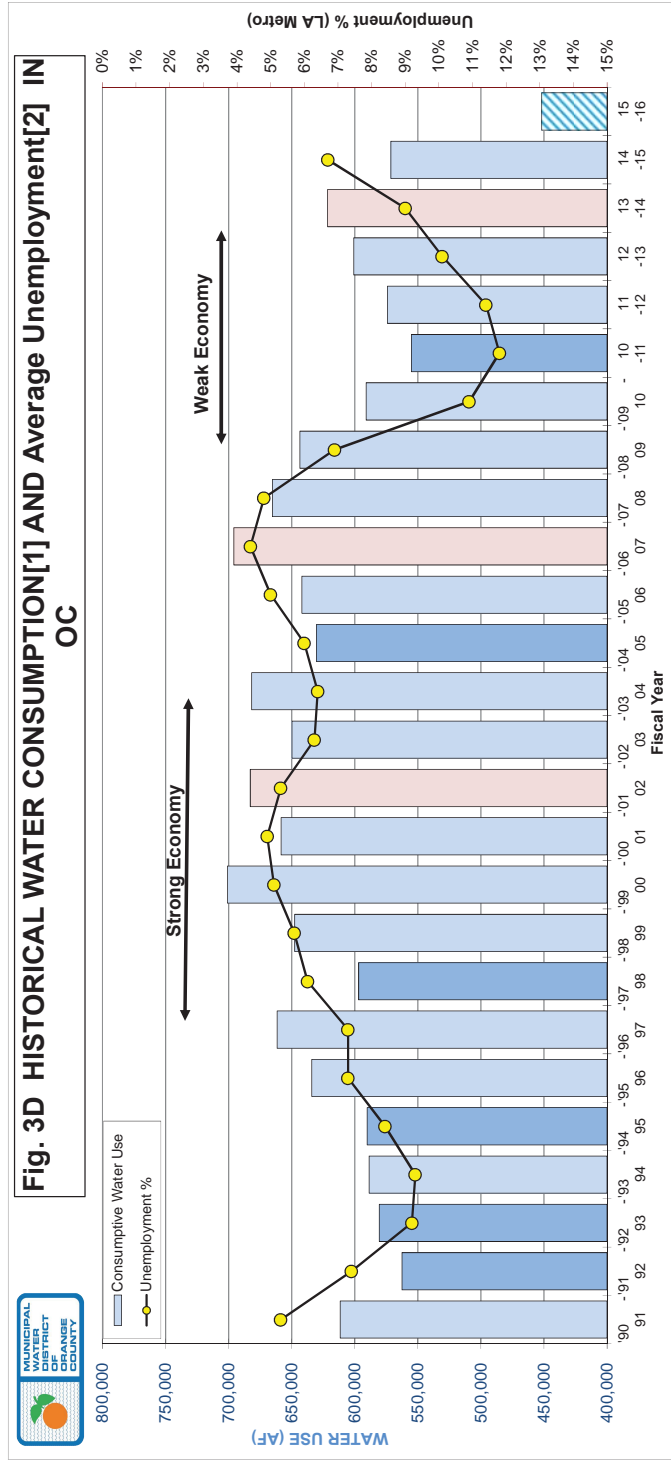


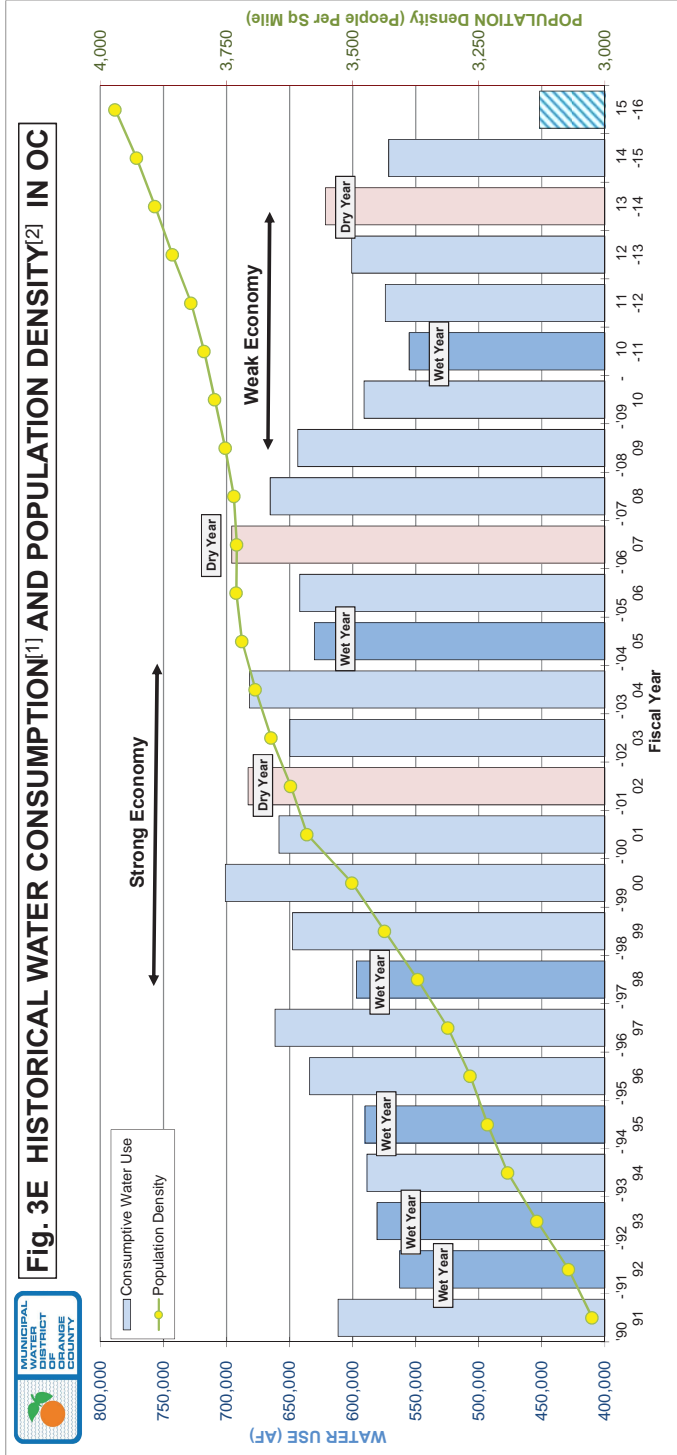
Fig. 3C HISTORICAL WATER CONSUMPTION[1] AND Annual Average High Temperature[2] IN OC

[1] Consumption includes potable, recycled and non-potable usage; excludes Barrier and Spreading water. The most recent data involve some estimation.
 [2] Temperature data is from Santa Ana Fire Station, elevation 135'



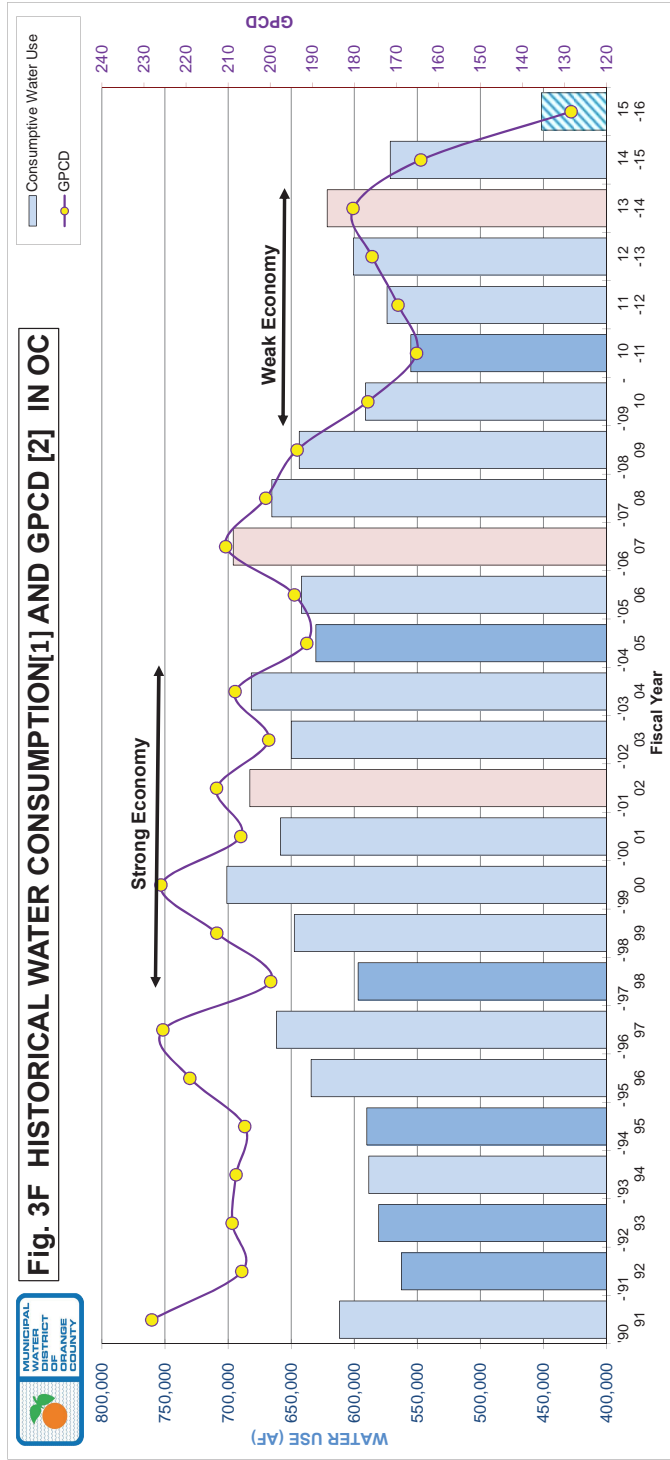
[1] Consumption includes potable, recycled and non-potable usage; excludes Barrier and Spreading water. The most recent data involve some estimation.

[2] Employment Data source Bureau of Labor Statistic for Long Beach-L.A.-Santa Ana Metro Area
<http://www.bls.gov/laul/>

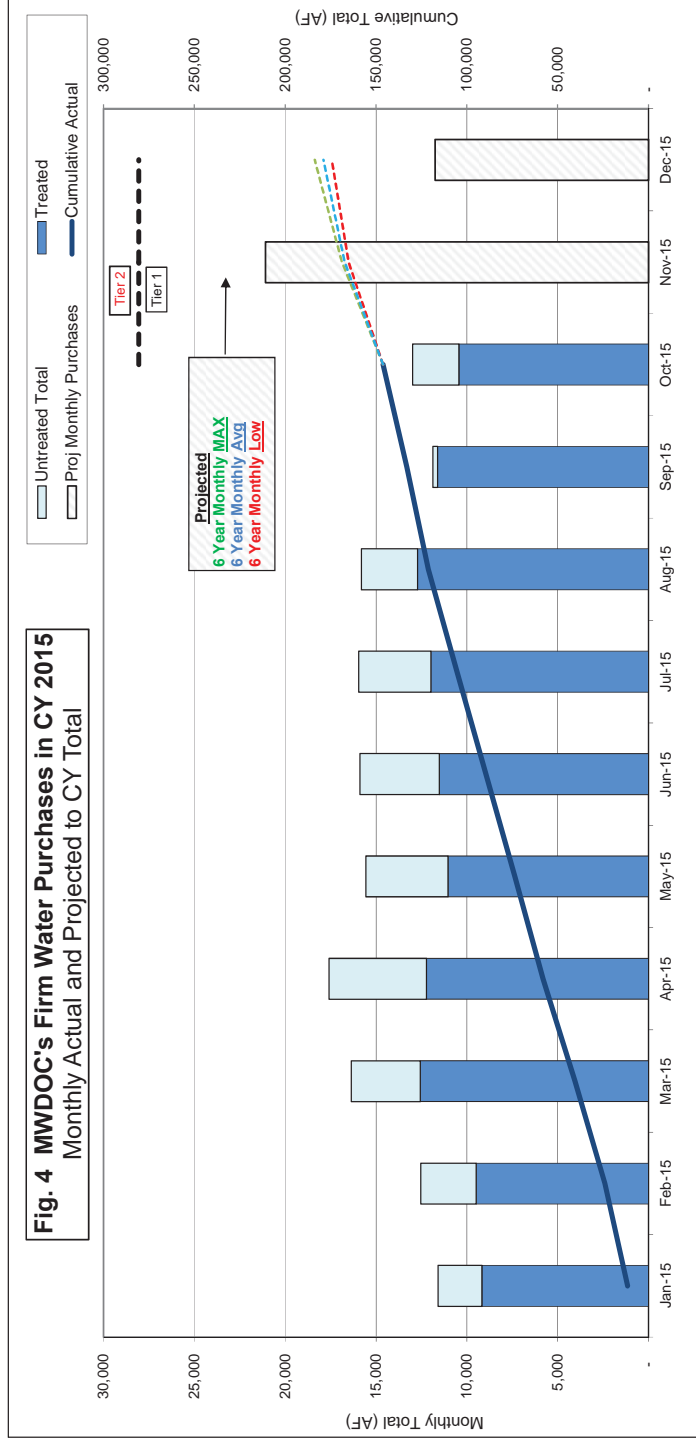


[1] Consumption includes potable, recycled and non-potable usage; excludes Barrier and Spreading water. The most recent data involve some estimation.

[2] Population estimates in the 2000s decade were revised by the State Dept. of Finance to reflect the 2010 Census counts.



[1] Consumption includes potable, recycled and non-potable usage; excludes Barrier and Spreading water. The most recent data involve some estimation.
 [2] Gallon per Capita Daily (includes all types of water usage and all type of water users).



Notes

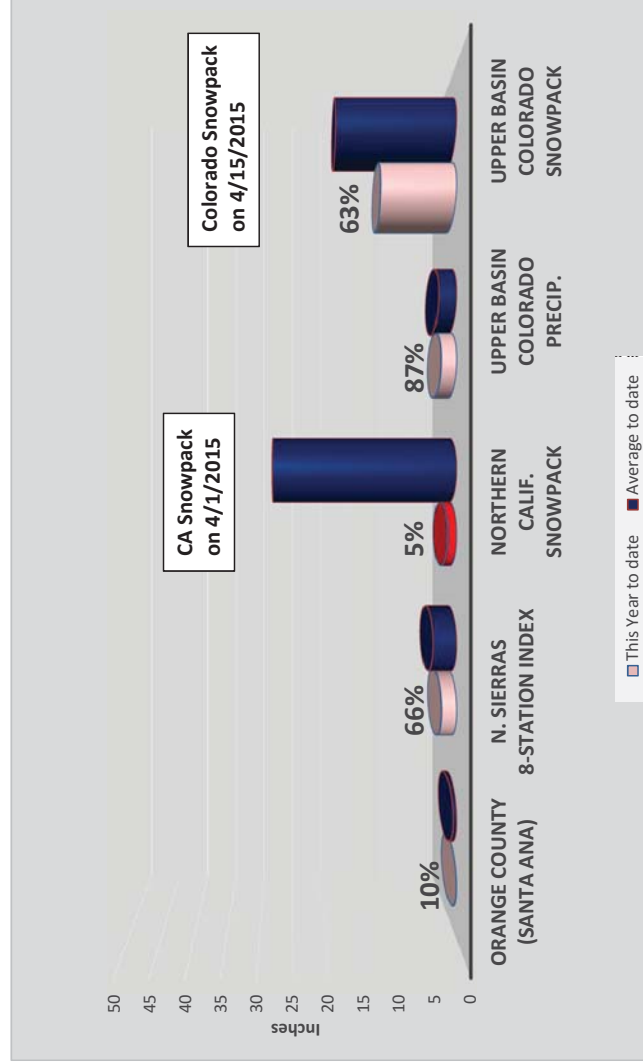
1. "Firm" includes Full Service (both Treated and Untreated) and Barrier water.
2. Basin Pumping Percentage (BPP) is the percentage of a retail water agency's total water demand that they are limited to pump from the OCWD-managed groundwater basin. BPP pertains to Basin agencies only. For example, if a Basin agency's total demand is 10,000 AF/yr and OCWD sets the BPP at 72%, then the agency is limited to 7,200 AF of groundwater that year. There may be certain exceptions and/or adjustments to that simple calculation. OCWD sets the BPP for the Basin agencies, usually as of July 1st. Import demands for Jan.-Jun. were with BPP of 72% for Basin agencies; for Jul.-Dec. they are projected with BPP of 70%.



prepared by the Municipal Water District of Orange County
**numbers are subject to change*

printdate 11/4/2015

Accumulated Precipitation for the Oct.-Sep. water year, through Early November 2015



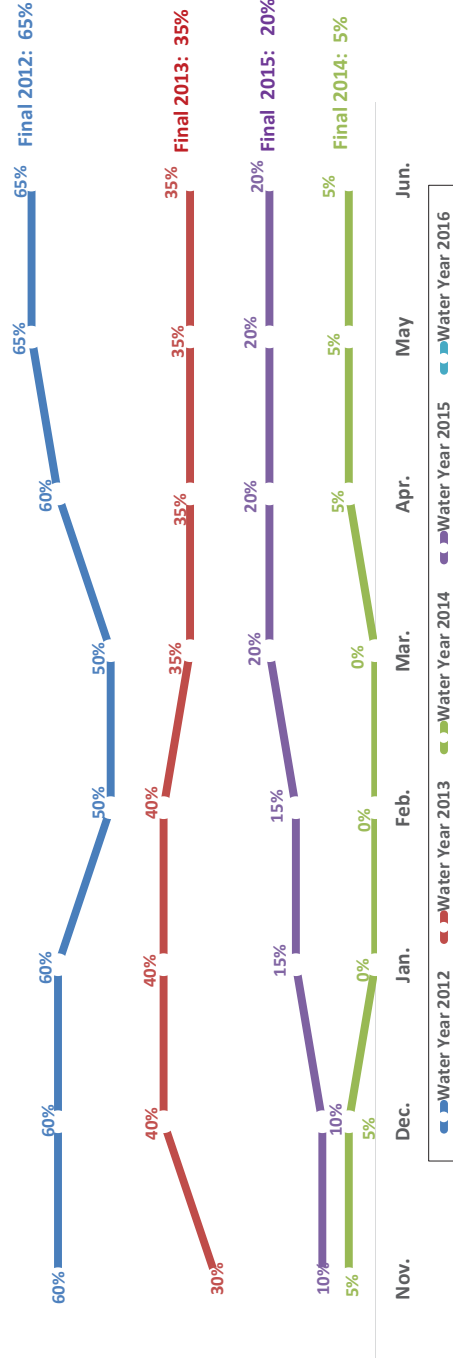
* The date of maximum snowpack accumulation (April 1st in Northern Calif. , April 15th in the Upper Colorado Basin) is used for year to year comparison.



SWP TABLE A ALLOCATION

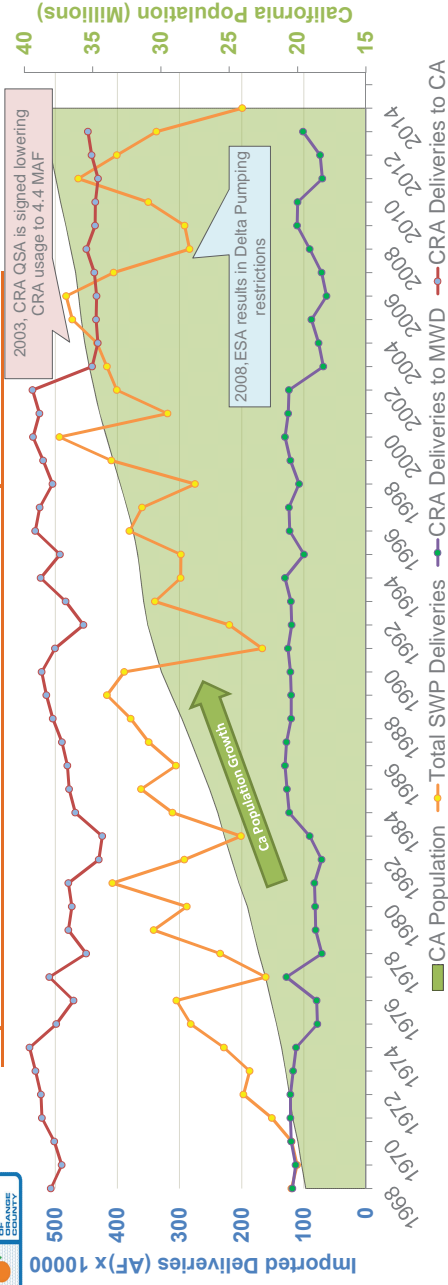
FOR STATE WATER PROJECT CONTRACTORS

Final 2016: ???

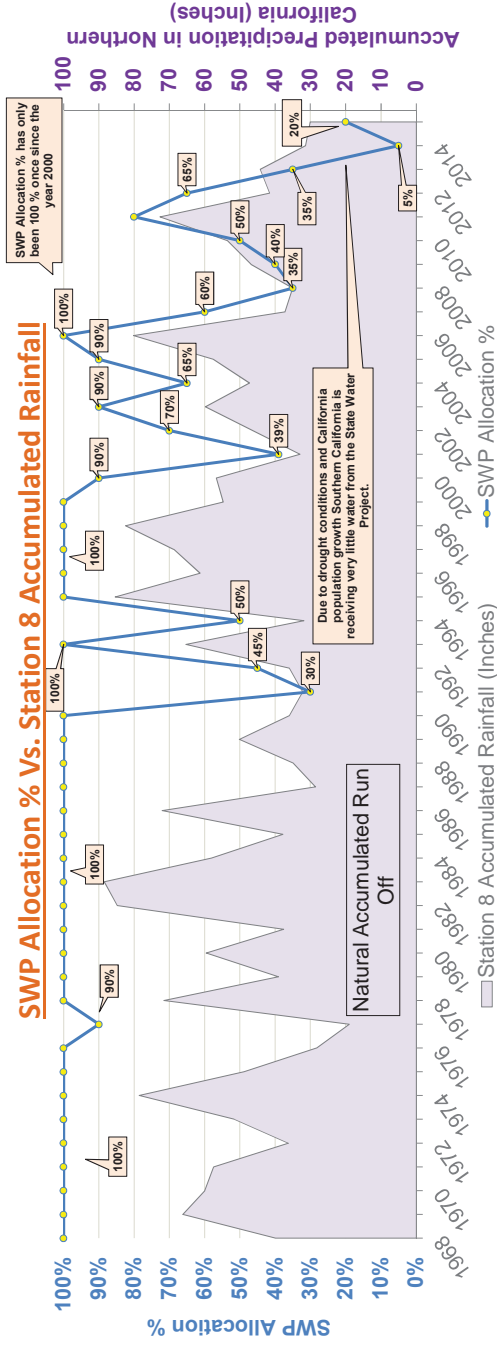




Imported Water Deliveries Vs. California Population Growth




SWP Allocation % Vs. Station 8 Accumulated Rainfall

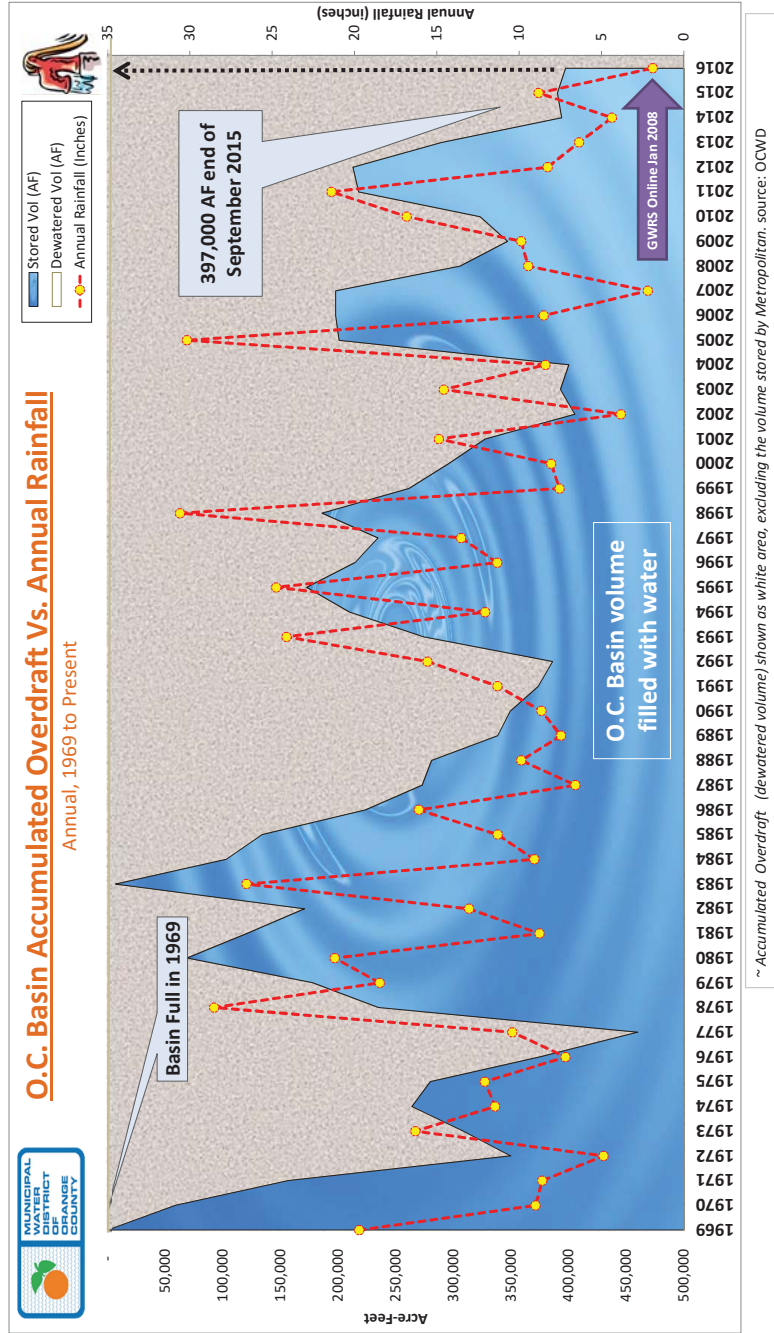




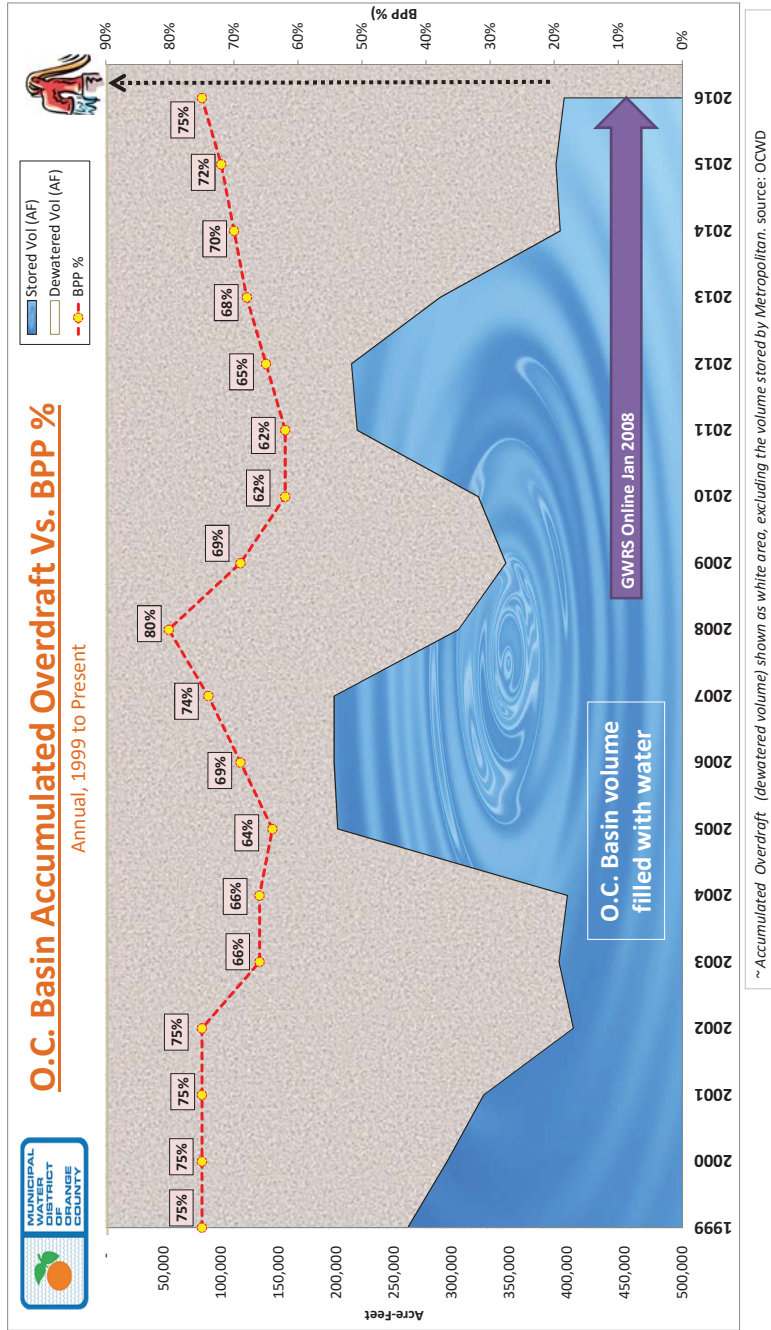
O.C. Basin Accumulated Overdraft

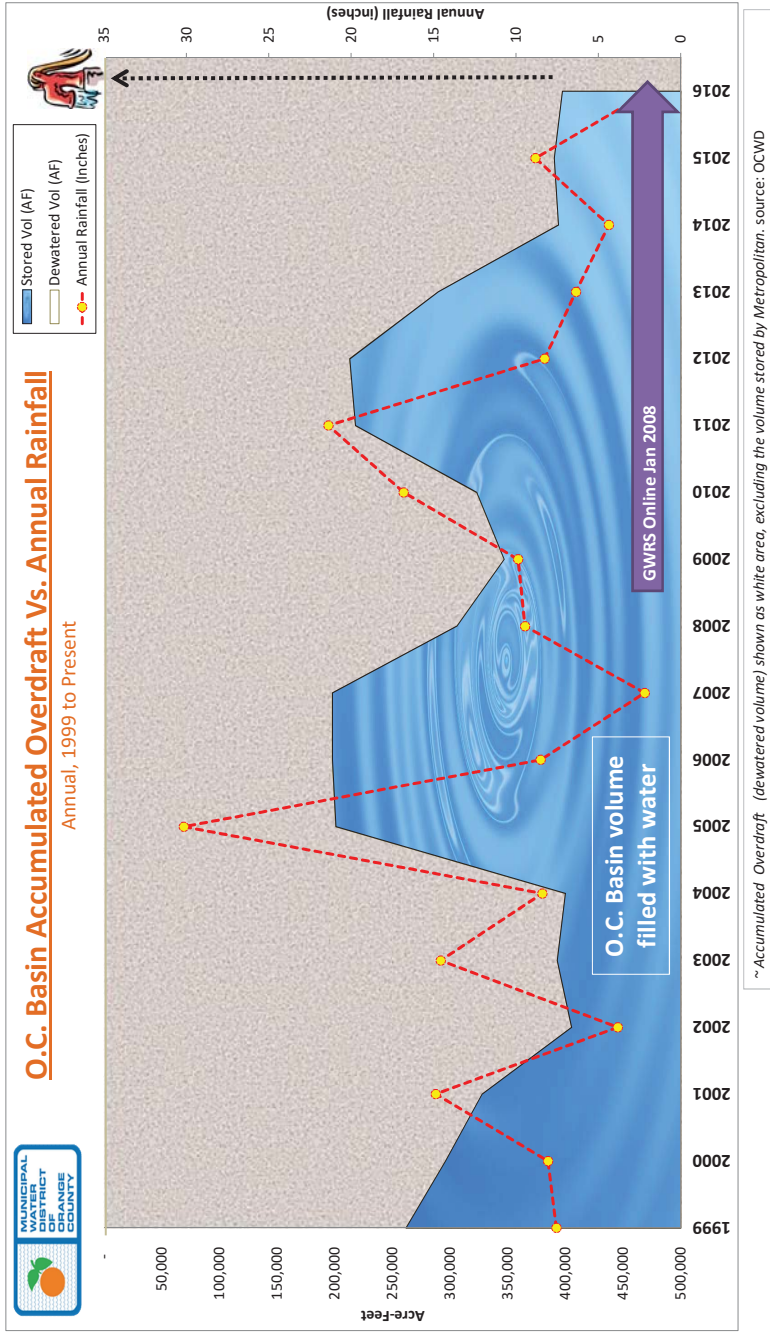
Annual, 1969 to Present

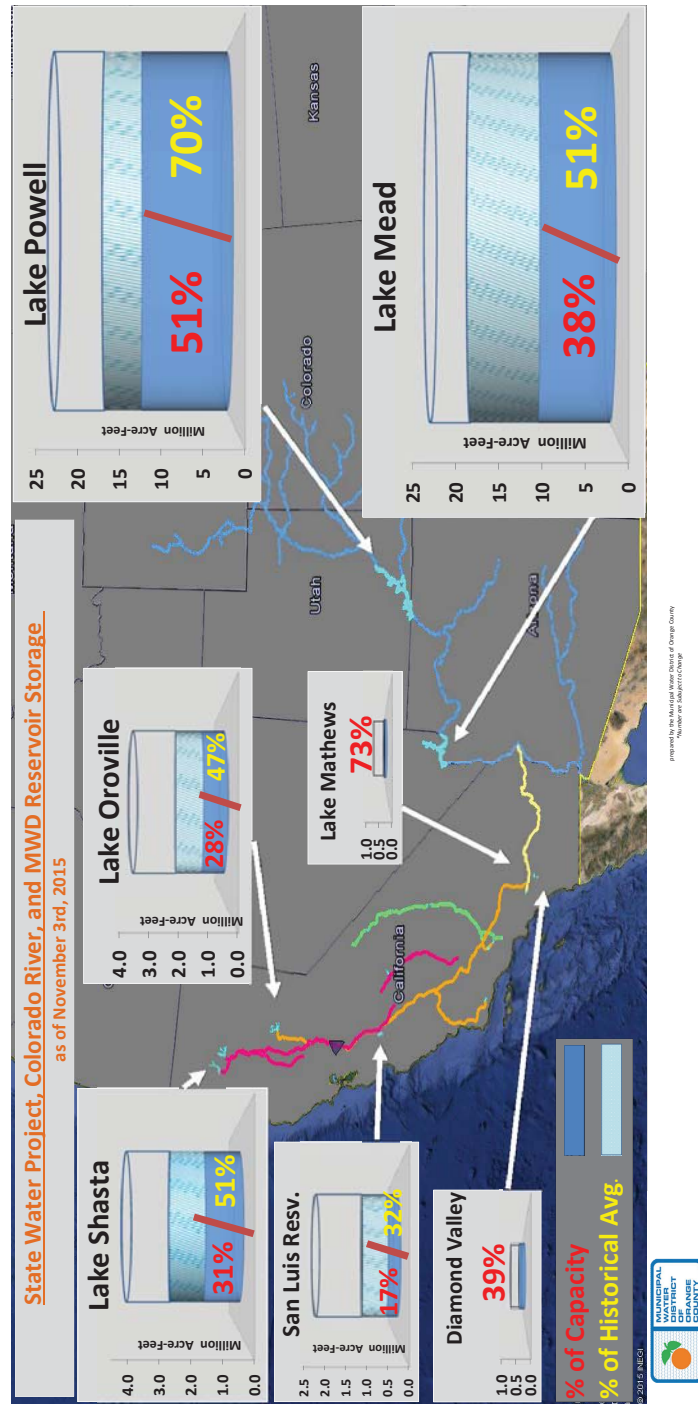




~ Accumulated Overdraft (dewatered volume) shown as white area, excluding the volume stored by Metropolitan. source: OCWD

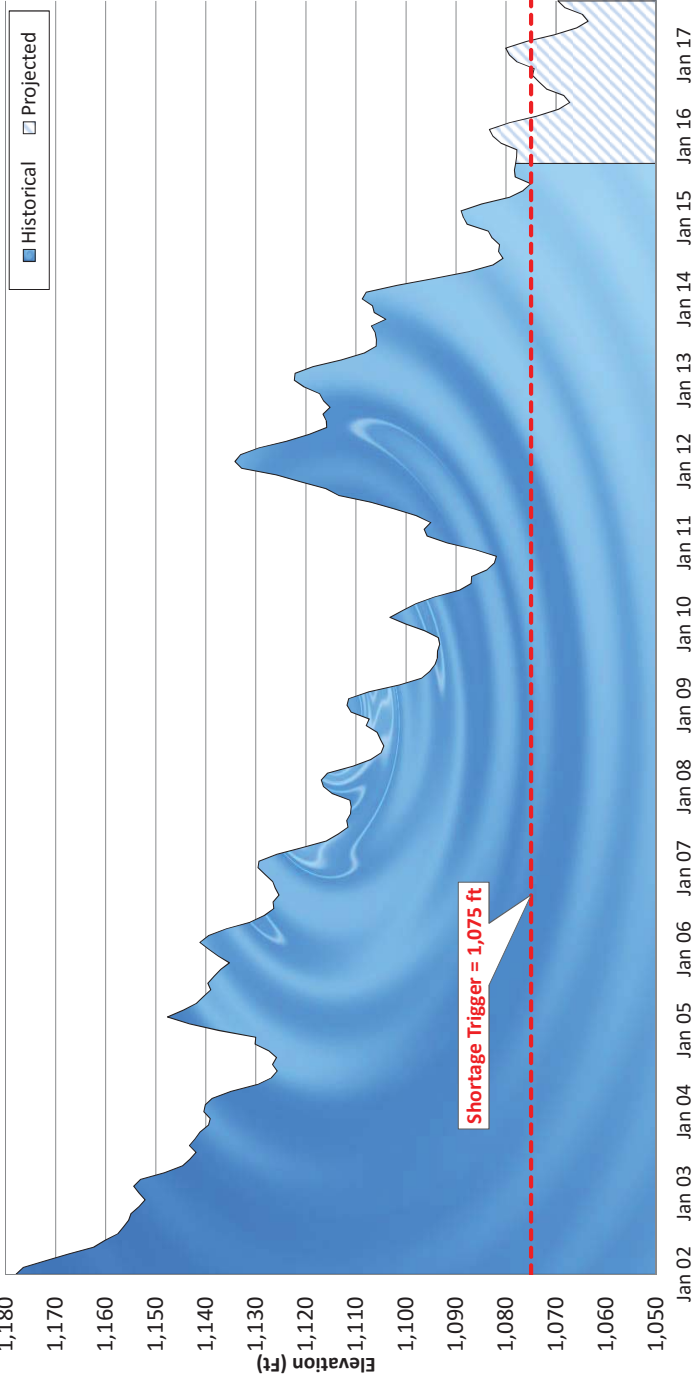








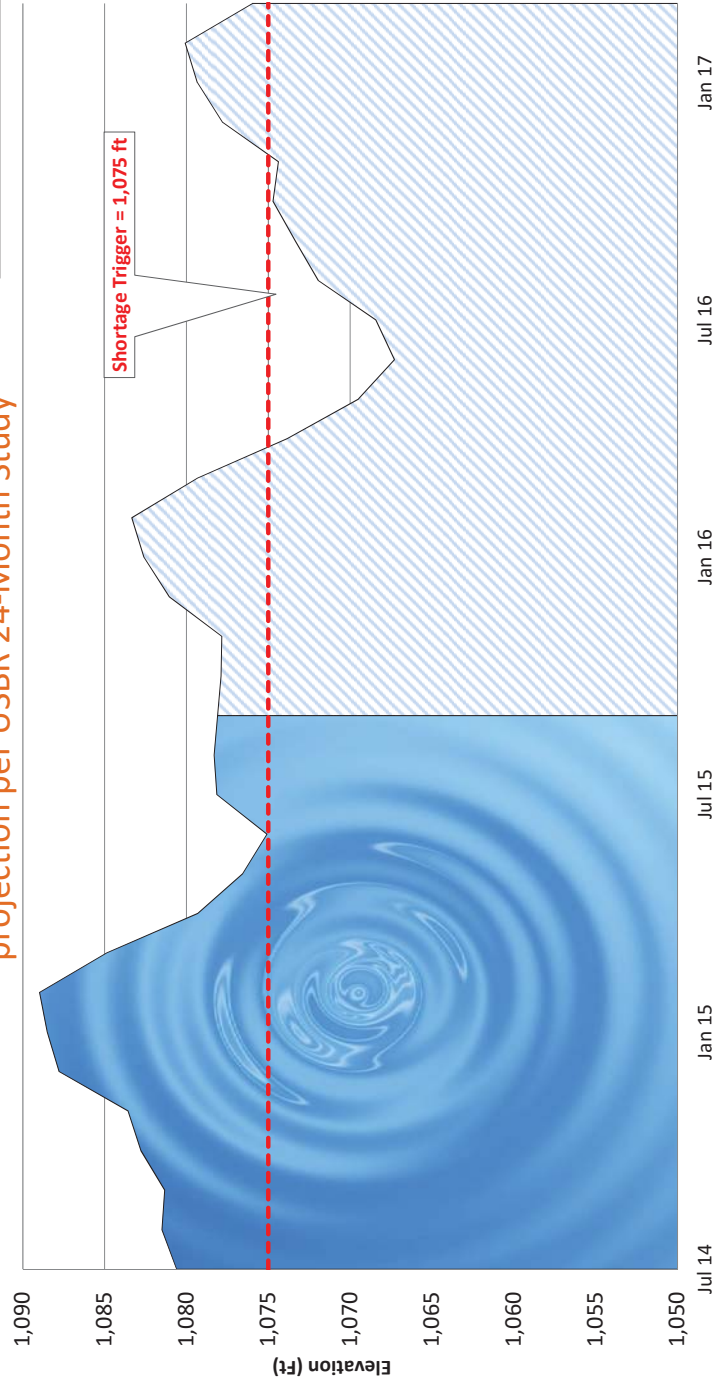
Lake Mead Levels: Historical and Projected projection per USBR 24-Month Study





Lake Mead Levels: Historical and Projected projection per USBR 24-Month Study

■ Historical □ Projected



**Administration Activities Report
October 8, 2015 to November 5, 2015**

Activity	Summary
Administration/Board	<ul style="list-style-type: none"> • Maribeth has been scheduling meetings for Rob Hunter and other various meetings of the Board members • Maribeth has been assisting Rob/Karl with various write ups and follow-up for the Committees and Board, as well as a couple of comprehensive research projects • Maribeth reapplied for the Transparency of Excellence award and is currently awaiting a response • Maribeth is orchestrating updates to the Open Government Portal and recommending changes/updates. • Maribeth organized the Elected Officials Forum • Maribeth attended a webinar to help glean knowledge transfer and information from retiring employees (e.g., Richard) and will be conducting interviews with him over the next several weeks • Maribeth is assisting Richard and Sarah with Doheny documents and record. • Pat has been scheduling meetings for Karl, Keith and Harvey and ordering lunches for several meetings. • Pat formatted and printed letters for Heather re WIFIA fix for President Dick's signature and mailed them out to OC delegation. • Pat has been scheduling travel for the ACWA Fall Conference, CRWUA, ACWA Federal Affairs and Legislative Committees, GOFA, CUWCC, and other misc. travel and/or workshops, which includes preparation of purchase requisitions and back-up. • Pat called several consultants to compile a list of prospective bidders for the Rate Study RFP. She combined the RFP and attachments into one pdf and sent it out to the list of prospective bidders. • Pat scanned and emailed Managers' meeting handouts to our agency managers.
MWDOC/OCWD Joint Administration	Cathy has been coordinating with OCWD regarding HVAC costs and recent air duct cleaning costs.
Health Benefits	<ul style="list-style-type: none"> • High Deductible Health Plan will be implemented with the 2016 calendar year. Katie has been working on implementation set up, including the addition of the Health Savings Account. It is anticipated that 3-4 employees will be signing up for the High Deductible Health Plan. • 18 MWDOC employees took advantage of the on-site flu shots on October 15th • Open enrollment for health benefits will end November 13th.
Records Management Records Management (Continued)	<ul style="list-style-type: none"> • In an effort to transfer Doheny Project files to South Coast Water District, a temporary staff was hired for 10 days to assist Sarah with scanning approximately 24,000 pages of Richard's Doheny files to send to South Coast Water District. • Leah, Pari, and Sarah are working on the quality check phase and should have the remaining files ready for South Coast by the end of the week.

	<ul style="list-style-type: none"> Leah and Sarah are reviewing outdated documents from the library and have purged 124 documents. This effort will continue in an effort to reduce paper, improve efficiencies and create more office space. Sarah assisted Maribeth with a Public Records Request.
CalPERS	The District has received notice that the annual CalPERS valuation will be released at the end of November.
Agency Inquiries	None to report.
Recruitment /Departures	<ul style="list-style-type: none"> Recruitment activities continue to fill the vacancies for a Water Use Efficiency Analyst, a Principal Engineer/ Principal Analyst and WUE Coordinator. Shenandoah Hage will be starting as an office Assistant on November 6, 2015 to assist with Records Management. John Goldsby will return to the District in December for a few weeks to assist the Finance Department.
Other	
Projects and Activities	<ul style="list-style-type: none"> Cathy is continuing to work with the Pacific Design Center to evaluate the upcoming office areas to be renovated (MWDOC lobby and restrooms) and office space planning options. Cathy is continuing to work on finalizing IRS Audit issues. Cathy is coordinating with an appraiser in assessing the District's current office facilities and evaluating concepts of creating additional work spaces; as well as making efficient use of the existing work spaces. Katie is coordinating the Annual MWDOC Employee Holiday Luncheon. On October 29, some of the MWDOC staff from various departments participated in a tour of the Diemer Filtration Plant, Prado Dam and OCWD Field Headquarters. OCSD has extended an invitation to MWDOC staff to participate in training sessions hosted by the Center for Organizational Effectiveness at no cost to MWDOC, the sessions are as follows: <ul style="list-style-type: none"> Coaching – November 17th – 3 to 7pm Goal Setting – February 2 – 3 to 7 pm Consensus Building – April 12th 3 to 7 pm Five staff members have signed up to participate. Cathy presented information to Management staff on Cal State Fullerton's Extension Program on Leadership Development for Public Agency Employees. A Fall and Spring session is held each year. The next session will begin in March of 2016. As part of Succession Planning and encouraging employee training and development, Human Resources will be coordinating with the General Manager on selecting staff to attend the sessions.

**INFORMATION ITEM****November 12, 2015**

TO: **Administration & Finance Committee**
(Directors Thomas, Barbre, Osborne)

FROM: Robert J. Hunter, General Manager

Staff Contact: Jeff Stalvey

SUBJECT: **Finance and IT Pending Items Report**

SUMMARY

The following list details the status of special projects that are in-progress or to be completed during FY 2015-16. Highlighted items reflect updates from last month.

Description	% of Completion	Estimated Completion date	Status
<u>Finance</u>			
Further Implementation of WUE Landscape Programs Databases and Web Site.	On-going	On-going	In Progress
Government Compensation in California report	100%	11/30/15	Completed
State Controller Report preparation	100%	11/30/15	Completed
State Tax filing for Water Facilities	100%	11/30/15	Completed
Fiscal Year 2014/15 Annual Audit by Vavrinek, Trine, Day & Company	98%	11/04/15	Final Audit complete. Pending Partner Review.
Annual Financial Statement Report	100%	10/23/15	Completed
B of A security matured. Reinvested in Capital One NA 4yr CD at 1.95%. FHLMC Step called. Reinvested in Barclays 4yr CD at 1.90%	100%	9/1/15 9/24/15	Completed
Preparation of documents for FY16-17 budget process.	0%	5/31/16	Not Started

<u>Information Technology</u>			
Network security issues (hackers, viruses and spam emails)	On-going	On-going	Continuous system monitoring
Implement and deploy Malware/Spyware Protection for all Workstations	10%	2/28/16	On Hold
Implement and install E-mail Archiver system.	10%	6/30/16	In Progress
Upgrade Exchange E-mail Server to the latest version	10%	6/30/16	In Progress
Purchase and upgrade Finance Check printer	100%	12/30/15	Completed
Purchase and upgrade 13 Desktop Computers with monitors for Staff.	100%	12/31/15	Completed
Purchase and upgrade District Broadband Speed	100%	12/31/15	Completed
Virtualize and migrate HR ABRA database Server	10%	02/28/16	In Progress
Purchase and install Plotter	90%	12/31/15	In Progress
Upgrade District Desktop Computers to Windows 10	10%	6/30/15	In Progress
Recycle obsolete and non-functional IT Equipment.	50%	2/28/16	In Progress

FY 2015-16 Completed Special Tasks

Description	% of Completion	Completion date	Status
<u>Finance</u>			
Matured Security with JPMorgan reinvested, FHLMC 3yr step@1.609%.	100%	6/24/15	Completed
Step-up from 01/15 called. Reinvested in 2.5yr @ 1.45% and 3yr @ 1.7% CD's.	100%	8/05/15	Completed
BofA CD matured 9/1. Re-invested in Capital One NA 4yr CD at 1.95%	100%	9/2/15	Completed
FHLMC Step from 06/15 called 9/24. Reinvested in Barclay's 4yr @ 1.9% CD.	100%	9/24/15	Completed
Received interest payments of \$10,252 reimbursed for 1997-2001 Brown Act state mandated costs	100%	9/3/15	Completed