

**MEETING OF THE  
BOARD OF DIRECTORS OF THE  
MUNICIPAL WATER DISTRICT OF ORANGE COUNTY**  
Jointly with the  
**ADMINISTRATION & FINANCE COMMITTEE**  
July 9, 2014, 8:30 a.m.  
MWDOC Conference Room 101

**Committee:**

Director Thomas, Chairman  
Director J. Finnegan  
Director Osborne

Staff: R. Hunter, K. Seckel, C. Harris,  
K. Davanaugh, H. Chumpitazi,

Ex Officio Member: L. Dick

---

MWDOC Committee meetings are noticed and held as joint meetings of the Committee and the entire Board of Directors and all members of the Board of Directors may attend and participate in the discussion. Each Committee has designated Committee members, and other members of the Board are designated alternate committee members. If less than a quorum of the full Board is in attendance, the Board meeting will be adjourned for lack of a quorum and the meeting will proceed as a meeting of the Committee with those Committee members and alternate members in attendance acting as the Committee.

**PUBLIC COMMENTS** - Public comments on agenda items and items under the jurisdiction of the Committee should be made at this time.

**ITEMS RECEIVED TOO LATE TO BE AGENDIZED** - Determine there is a need to take immediate action on item(s) and that the need for action came to the attention of the District subsequent to the posting of the Agenda. (Requires a unanimous vote of the Committee)

**ITEMS DISTRIBUTED TO THE BOARD LESS THAN 72 HOURS PRIOR TO MEETING --**

Pursuant to Government Code section 54957.5, non-exempt public records that relate to open session agenda items and are distributed to a majority of the Board less than seventy-two (72) hours prior to the meeting will be available for public inspection in the lobby of the District's business office located at 18700 Ward Street, Fountain Valley, California 92708, during regular business hours. When practical, these public records will also be made available on the District's Internet Web site, accessible at <http://www.mwdoc.com>.

**PROPOSED BOARD CONSENT CALENDAR ITEMS-ACTION**

1. TREASURER'S REPORT
  - a. Revenue/Cash Receipt Report – June 2014
  - b. Disbursement Approval Report for the month of July 2014
  - c. Disbursement Ratification Report for the month of June 2014
  - d. GM Approved Disbursement Report for the month of June 2014
  - e. Water Use Efficiency Projects Cash Flow – June 30, 2014
  - f. Consolidated Summary of Cash and Investment – May 2014
  - g. OPEB Trust Fund monthly statement (to be emailed separately)

2. FINANCIAL REPORT - Combined Financial Statements and Budget Comparative for the period ending May 31, 2014

### **ACTION ITEMS**

3. CALIFORNIA SPECIAL DISTRICTS ASSOCIATION (CSDA) 2014 BOARD ELECTIONS

**INFORMATION ITEMS** – (THE FOLLOWING ITEMS ARE FOR INFORMATIONAL PURPOSES ONLY – BACKGROUND INFORMATION IS INCLUDED IN THE PACKET. DISCUSSION IS NOT NECESSARY UNLESS REQUESTED BY A DIRECTOR.)

4. MONTHLY WATER USAGE DATA, TIER 2 PROJECTION & WATER SUPPLY INFORMATION
5. DEPARTMENT ACTIVITIES REPORTS
  - a. Administration
  - b. Finance and Information Technology

### **OTHER ITEMS**

6. REVIEW ISSUES REGARDING DISTRICT ORGANIZATION, PERSONNEL MATTERS, EMPLOYEE BENEFITS FINANCE AND INSURANCE

### **ADJOURNMENT**

**NOTE:** At the discretion of the Committee, all items appearing on this agenda, whether or not expressly listed for action, may be deliberated, and may be subject to action by the Committee. On those items designated for Board action, the Committee reviews the items and makes a recommendation for final action to the full Board of Directors; final action will be taken by the Board of Directors. Agendas for Committee and Board meetings may be obtained from the District Secretary. Members of the public are advised that the Board consideration process includes consideration of each agenda item by one or more Committees indicated on the Board Action Sheet. Attendance at Committee meetings and the Board meeting considering an item consequently is advised.

Accommodations for the Disabled. Any person may make a request for a disability-related modification or accommodation needed for that person to be able to participate in the public meeting by telephoning Maribeth Goldsby, District Secretary, at (714) 963-3058, or writing to Municipal Water District of Orange County at P.O. Box 20895, Fountain Valley, CA 92728. Requests must specify the nature of the disability and the type of accommodation requested. A telephone number or other contact information should be included so that District staff may discuss appropriate arrangements. Persons requesting a disability-related accommodation should make the request with adequate time before the meeting for the District to provide the requested accommodation.

**Municipal Water District of Orange County**  
**REVENUE / CASH RECEIPT REPORT**  
**June 2014**

**WATER REVENUES**

<b>Date</b>	<b>From</b>	<b>Description</b>	<b>Amount</b>
06/02/14	City of Seal Beach	April 2014 Water deliveries	10,049.93
06/02/14	City of La Palma	April 2014 Water deliveries	5,734.52
06/02/14	City of San Juan Capistrano	April 2014 Water deliveries	185,225.10
06/02/14	City of Garden Grove	April 2014 Water deliveries	66,142.49
06/03/14	City of Newport Beach	April 2014 Water deliveries	409,459.55
06/04/14	City of La Habra	April 2014 Water deliveries	15,806.87
06/05/14	City of Fountain Valley	April 2014 Water deliveries	24,424.75
06/05/14	Trabuco Canyon Water District	April 2014 Water deliveries	15,599.48
06/06/14	City of San Clemente	April 2014 Water deliveries	727,151.55
06/09/14	Santa Margarita Water District	April 2014 Water deliveries	2,257,894.32
06/10/14	El Toro Water District	April 2014 Water deliveries	716,563.45
06/11/14	Laguna Beach County Water District	April 2014 Water deliveries	304,605.50
06/11/14	Serrano Water District	April 2014 Water deliveries	998,287.20
06/11/14	City of Westminster	April 2014 Water deliveries	26,660.73
06/11/14	East Orange County Water District	April 2014 Water deliveries	451,922.63
06/12/14	City of Orange	April 2014 Water deliveries	245,284.37
06/13/14	Orange County Water District	April 2014 Water deliveries	5,242,383.68
06/13/14	Irvine Ranch Water District	April 2014 Water deliveries	3,454,951.34
06/13/14	Santiago Aqueduct Commission	April 2014 Water deliveries	134,379.25
06/13/14	Moulton Niguel Water District	April 2014 Water deliveries	2,153,401.71
06/13/14	Yorba Linda Water District	April 2014 Water deliveries	536,058.75
06/13/14	Golden State Water Company	April 2014 Water deliveries	417,066.32
06/13/14	Mesa Water	April 2014 Water deliveries	395,010.17
06/25/14	City of Huntington Beach	May 2014 Water deliveries	967,949.54
06/26/14	City of Garden Grove	May 2014 Water deliveries	187,361.99
06/27/14	City of Fountain Valley	May 2014 Water deliveries	22,191.62
06/27/14	City of San Clemente	May 2014 Water deliveries	962,340.25
06/27/14	City of Brea	May 2014 Water deliveries	338,889.78
06/30/14	City of Seal Beach	May 2014 Water deliveries	219,963.68
06/30/14	City of San Juan Capistrano	May 2014 Water deliveries	466,472.31

TOTAL REVENUES \$ 21,959,232.83

**Municipal Water District of Orange County**  
**REVENUE / CASH RECEIPT REPORT**  
**June 2014**

**MISCELLANEOUS REVENUES**

Date	From	Description	Amount
06/30/14	Paypal	2/6/14 Water policy dinner registration	85.00
06/02/14	Department of General Services	5/16/14 OC Water Summit registration	120.00
06/04/14	Main Street Public Affairs	5/16/14 OC Water Summit registration	120.00
06/05/14	Trabuco Canyon Water District	5/16/14 OC Water Summit registration	120.00
06/06/14	City of Huntington Beach	5/16/14 OC Water Summit registration	140.00
06/27/14	Nickel Family LLC	5/16/14 OC Water Summit registration	120.00
06/30/14	Paypal	5/16/14 OC Water Summit registration	116.22
06/20/14	2 Checks	5/16/14 OC Water Summit registrations	260.00
06/20/14	Townsend Public Affairs	5/16/14 OC Water Summit sponsorship	1,600.00
06/09/14	HDR Engineering	7/20/14 Water policy dinner registration	75.00
06/20/14	Jackson, DeMarco, Tidus & Peckenpaugh	7/30/14 Water policy dinner registration	75.00
06/27/14	Orange County Business Council	7/30/14 Water policy dinner registration	75.00
06/30/14	Paypal	7/30/14 Water policy dinner registration	2,758.21
06/06/14	Serrano Water District	7/30/14 Water policy dinner registrations	450.00
06/12/14	Best, Best & Krieger	7/30/14 Water policy dinner registrations	225.00
06/27/14	City of Tustin	7/30/14 Water policy dinner registrations	225.00
06/30/14	Paypal	ISDOC registration	19.12
06/27/14	2 Checks	ISDOC registrations	40.00
06/27/14	Lorraine Roy	Jul-Sep 2014 Retiree medical premium	39.60
06/27/14	Phil Letrong	Jul-Sep 2014 Retiree medical premium	39.60
06/20/14	Susan Hunt	July 2014 COBRA medical premium	669.19
06/04/14	Beverly Crowe	June 2014 Retiree medical premium	7.16
06/02/14	City of San Juan Capistrano	89 COPS semi annual debt service	4,665.00
06/04/14	Maribeth Goldsby	Movie tickets	15.00
06/27/14	Christina Fuller	Movie tickets	45.00
06/04/14	Maribeth Goldsby	Copies reimbursement	10.00
06/11/14	Main Street Public Affairs	Spouse dinner reimbursement	63.60
06/06/14	Warren Greco	Tuition payback	636.72
06/10/14	Disney Worldwide	Refund for OC Water Summit deposit	2,718.08
06/27/14	Lois Lyon/ Keith Lyon	Reimbursement for cell phone usage	20.49
06/02/14	Eastern Municipal Water District	Reimbursement for 25% of cost for 2/26/14 DC Briefing luncheon	454.42
06/16/14	Western Municipal Water District	Reimbursement for 25% of cost for 2/26/14 DC Briefing luncheon	454.42
06/20/14	City of Garden Grove	Additional FY 13-14 Choice School program	829.92
06/11/14	2 Checks	April 2014 Smart Timer rebate program	1,617.00
06/13/14	3 Checks	April 2014 Smart Timer rebate program	600.00
06/16/14	Moulton Niguel Water District	April 2014 Smart Timer rebate program	225.00
06/17/14	Santa Margarita Water District	April 2014 Smart Timer rebate program	450.00
06/27/14	Yorba Linda Water District	April 2014 Smart Timer rebate program	75.00
06/06/14	City of Orange	April 2014 Turf Removal rebate program	1,365.41
06/10/14	City of Garden Grove	April 2014 Turf Removal rebate program	315.00
06/13/14	Irvine Ranch Water District	April 2014 Turf Removal rebate program	610.00
06/20/14	City of San Juan Capistrano	April 2014 Turf Removal rebate program	697.48
06/06/14	City of San Clemente	April 2014 Smart Timer & Turf Removal rebate program	1,619.94
06/09/14	Golden State Water Company	April 2014 Smart Timer & Turf Removal rebate program	1,410.00
06/13/14	El Toro Water District	Mar - Apr 2014 So Cal Watersmart rebate program	2,225.62
06/09/14	Golden State Water Company	April 2014 So Cal Watersmart rebate program	978.20
06/17/14	Santa Margarita Water District	April 2014 So Cal Watersmart rebate program	3,220.78
06/27/14	Irvine Ranch Water District	April 2014 Landscape Performance Certification program	750.00
06/16/14	County of Orange	Oct 12 - Mar 13 South OC Water Smart Landscape project	15,165.82



**Municipal Water District of Orange County  
REVENUE / CASH RECEIPT REPORT  
June 2014**

**MISCELLANEOUS REVENUES**

<u>Date</u>	<u>From</u>	<u>Description</u>	<u>Amount</u>
06/30/14	County of Orange	Apr-Jun 13 South OC Water Smart Landscape project	7,597.05
06/30/14	Department of Water Resources	Jan-Mar 2014 Industrial Process Water Use Reduction program	10,258.02
TOTAL MISCELLANEOUS REVENUES			<u>\$ 66,472.07</u>
TOTAL REVENUES			<u><u>\$ 22,025,704.90</u></u>



Robert J. Hunter, General Manager



Hilary Chummitazi, Treasurer

**Municipal Water District of Orange County  
Disbursement Approval Report  
For the month of July 2014**

<i>Invoice#</i>	<i>Vendor / Description</i>	<i>Amount to Pay</i>
<b>Core Expenditures:</b>		
	<b><i>ACCO Engineered Systems, Inc.</i></b>	
715848R	HVAC Replacement project retention	9,455.00
	*** Total ***	9,455.00
	<b><i>Richard Ackerman</i></b>	
1034	May 2014 Legal consulting on water policy issues	2,850.00
1037	June 2014 Legal consulting on water policy issues	2,175.00
	*** Total ***	5,025.00
	<b><i>ACWA Joint Powers</i></b>	
APR-JUN14	April-June 2014 Workers' Compensation insurance	5,165.00
	*** Total ***	5,165.00
	<b><i>Aleshire &amp; Wynder LLP</i></b>	
28729	May 2014 Legal services	405.00
	*** Total ***	405.00
	<b><i>Best Best and Krieger LLP</i></b>	
55401-MAY14	May 2014 Legal services	29,687.16
	*** Total ***	29,687.16
	<b><i>Business Communications Solutions</i></b>	
66644	5/2/14-5/2/15 Annual support renewal for Cisco software	1,139.92
	*** Total ***	1,139.92
	<b><i>CalDesal</i></b>	
052914	FY 14-15 Annual membership renewal	5,000.00
	*** Total ***	5,000.00
	<b><i>California Urban Water Conservation Council</i></b>	
G1-2014-0168	FY 14-15 Annual membership renewal	7,810.00
	*** Total ***	7,810.00
	<b><i>CDW Government</i></b>	
MS14359	1 HP Computer	657.24
MV14301	4 HP Computers & Microsoft software for WEROC	3,499.83
	*** Total ***	4,157.07
	<b><i>CSU Fullerton ASC</i></b>	
AR163355	Map of OC Supervisorial Districts and MWDOC retail agencies	171.59
	*** Total ***	171.59

**Municipal Water District of Orange County**  
**Disbursement Approval Report**  
**For the month of July 2014**

<i>Invoice#</i>	<i>Vendor / Description</i>	<i>Amount to Pay</i>
	<b><i>Dissinger Associates</i></b>	
AP-MWD-MAY14	April 2014 Distribution processing fees	50.00
	*** Total ***	50.00
	<b><i>eCivis, Inc.</i></b>	
103541	FY 14-15 Grants Network membership renewal	3,879.00
	*** Total ***	3,879.00
	<b><i>ECS Imaging, Inc.</i></b>	
10114	7/23/14-7/22/15 Annual support renewal for Laserfiche software	3,557.00
	*** Total ***	3,557.00
	<b><i>EmbroidMe Huntington Beach</i></b>	
H16708	Custom t-shirts and tote bags for Poster/Slogan winners	573.44
	*** Total ***	573.44
	<b><i>Finley &amp; Cook PLLC</i></b>	
SI0003102	5/17/14-5/30/14 Services for Navision software upgrade	2,336.25
SI0003188	6/9/14-6/13/14 Services for Navision software upgrade	1,006.25
	*** Total ***	3,342.50
	<b><i>FoodCraft Coffee &amp; Refreshment</i></b>	
514061185	6/23/14 Coffee & tea supplies	278.72
	*** Total ***	278.72
	<b><i>Fraser Communications</i></b>	
15007	May 2014 Consulting for Water Communication Plan focus groups	30,235.00
15008	June 2014 Consulting for Water Communication Plan focus groups	50,423.00
	*** Total ***	80,658.00
	<b><i>Fry's Electronics</i></b>	
20273646	6/10/14 Computer supplies	21.58
20298114	6/26/14 Computer supplies	183.54
20298126	6/26/14 Computer supplies	53.96
20305023	6/30/14 Computer supplies	58.26
	*** Total ***	317.34
	<b><i>Genisys Corporation</i></b>	
048688	Computer components	320.00
	*** Total ***	320.00
	<b><i>Peter Green</i></b>	
051613	Refund duplicate PayPal payment for 5/16/14 OC Water Summit registration	120.00
	*** Total ***	120.00

**Municipal Water District of Orange County**  
**Disbursement Approval Report**  
**For the month of July 2014**

<i>Invoice#</i>	<i>Vendor / Description</i>	<i>Amount to Pay</i>
	<b><i>Immersive Media, Inc.</i></b>	
MWDOC2013-010	Services for Water Hero iPhone app development	7,500.00
	*** Total ***	7,500.00
	<b><i>Independent Special Districts of OC</i></b>	
062314	Reimburse ISDOC for 5/29/14 luncheon registration	20.00
052914-JUN14	June 2014 PayPal receipts for 5/29/14 ISDOC luncheon	19.12
	*** Total ***	39.12
	<b><i>James C. Barker, P.C.</i></b>	
105-0614	June 2014 Federal legislative advocacy services	7,000.00
	*** Total ***	7,000.00
	<b><i>Lewis Consulting Group, LLC</i></b>	
1342	June 2014 Professional services	3,687.50
	*** Total ***	3,687.50
	<b><i>Edward G. Means III</i></b>	
MWDOC-1020	June 2014 Support on MET issues & strategic guidance to Engineering department	4,500.00
	*** Total ***	4,500.00
	<b><i>Norco Delivery Services</i></b>	
610051	5/30/14 Delivery charges for Board & Committee packets	133.23
	*** Total ***	133.23
	<b><i>Office Solutions</i></b>	
I-00632267	1 Presentation cabinet	377.99
I-00632857	6/17/14 Office supplies	48.60
I-00634493	6/19/14 Office supplies	470.57
I-00635074	6/20/14 Office supplies	43.33
I-00635092	6/20/14 Office supplies	21.51
I-00636788	6/25/14 Office supplies	47.50
	*** Total ***	1,009.50
	<b><i>County of Orange</i></b>	
GA14150058	FY 14/15 LAFCO costs	23,141.26
	*** Total ***	23,141.26
	<b><i>Orange County Water District</i></b>	
13914	May 2014 50% share WACO expense	213.75
13939	May 2014 Postage, shared office & maintenance expenses	7,731.81
13999	5/6/14 Deposit for ACWA hotel room for R. Hunter paid by OCWD	232.04
	*** Total ***	8,177.60

**Municipal Water District of Orange County  
Disbursement Approval Report  
For the month of July 2014**

<i>Invoice#</i>	<i>Vendor / Description</i>	<i>Amount to Pay</i>
	<b><i>Patricia Kennedy Inc.</i></b>	
5584	July 2014 Plant maintenance	214.00
	*** Total ***	214.00
	<b><i>Petty Cash</i></b>	
063014	May 2014 Petty Cash reimbursement	120.72
	*** Total ***	120.72
	<b><i>City of San Clemente</i></b>	
051614-12	Refund for 5/16/14 OC Water Summit duplicate payment for A. Kanzler registration	140.00
	*** Total ***	140.00
	<b><i>Staples Advantage</i></b>	
8030323570	6/21/14 Office supplies	385.20
	*** Total ***	385.20
	<b><i>Stetson Engineers, Inc.</i></b>	
3280	May 2014 Technical services provided for Consumer Confidence Reports	27,374.57
	*** Total ***	27,374.57
	<b><i>Townsend Public Affairs, Inc.</i></b>	
10205	June 2014 State legislative advocacy services	7,500.00
	*** Total ***	7,500.00
	<b><i>Tustin Irvine Medical Group</i></b>	
743387	5/21/14 New hire pre-employment exam	160.00
743457	5/21/14 New hire pre-employment exam	160.00
	*** Total ***	320.00
	<b><i>Union Bank, N.A.</i></b>	
868630	March-May 2014 Custodial bank services	625.00
	*** Total ***	625.00
	<b><i>Pauline D. Wennerstrom</i></b>	
062614	July 2014 Retiree medical premium	150.00
	*** Total ***	150.00
	<b><i>Total Core Expenditures</i></b>	<hr/> 253,129.44

**Municipal Water District of Orange County**  
**Disbursement Approval Report**  
**For the month of July 2014**

<i>Invoice#</i>	<i>Vendor / Description</i>	<i>Amount to Pay</i>
<b>Choice Expenditures:</b>		
	<b><i>Discovery Science Center</i></b>	
053114MWDOC	May 2014 School program	34,295.74
063014MWDOC	June 2014 School program	7,391.32
	*** Total ***	41,687.06
	<b><i>Orange County Register</i></b>	
061314	Advertising for Water Use Efficiency programs	11,560.00
	*** Total ***	11,560.00
	<b><i>Total Choice Expenditures</i></b>	<b>53,247.06</b>
<b>Other Funds Expenditures:</b>		
	<b><i>ACWA Joint Powers</i></b>	
APR-JUN14	April-June 2014 Workers' Compensation insurance	241.00
	*** Total ***	241.00
	<b><i>City of Anaheim</i></b>	
RPOI-45	RPOI Distribution No. 45	50.41
	*** Total ***	50.41
	<b><i>Orell C. Anderson</i></b>	
0001117	Valuation services for Doheny Ocean Desal project location	6,300.00
	*** Total ***	6,300.00
	<b><i>AquaFicient Consulting</i></b>	
02-061	May 2014 Landscape Performance Certification program funded by IRWD & MET	1,500.00
	*** Total ***	1,500.00
	<b><i>Best Best and Krieger LLP</i></b>	
55401-MAY14	May 2014 Legal services	4,396.56
	*** Total ***	4,396.56
	<b><i>ConserVision Consulting, LLC</i></b>	
LPCP-219	May 2014 Consulting services for Landscape Performance Certification program	7,544.25
	*** Total ***	7,544.25
	<b><i>East Orange Co Water District</i></b>	
RPOI-45	RPOI Distribution No. 45	141.76
	*** Total ***	141.76

**Municipal Water District of Orange County**  
**Disbursement Approval Report**  
**For the month of July 2014**

<i>Invoice#</i>	<i>Vendor / Description</i>	<i>Amount to Pay</i>
<b><i>El Toro Water District</i></b>		
RPOI-45	RPOI Distribution No. 45	216.10
	*** Total ***	216.10
<b><i>Irvine Ranch Water District</i></b>		
RPOI-45	RPOI Distribution No. 45	1,958.29
IRWD-2	February-May 2014 Activity for Multi-Family Direct Installation program	16,250.00
	*** Total ***	18,208.29
<b><i>Irving Burton Associates, Inc.</i></b>		
172310	In Case of Crisis software for WEROC	6,750.00
	*** Total ***	6,750.00
<b><i>Mesa Water District</i></b>		
MESAWATER001	6/1/13-5/31/14 Activity for Water-Wise House Call program	1,327.50
MESAWATER002	6/1/13-5/31/14 Activity for Residential Rotating Nozzle Direct Installation program	792.00
	*** Total ***	2,119.50
<b><i>Mission RCD</i></b>		
1658	May 2014 Field verifications for Water Use Efficiency rebate programs	6,485.80
	*** Total ***	6,485.80
<b><i>Moulton Niguel Water District</i></b>		
RPOI-45	RPOI Distribution No. 45	634.49
	*** Total ***	634.49
<b><i>City of Newport Beach</i></b>		
24433	5/1/14-5/22/14 Activity for Residential WBIC installation program	80.00
	*** Total ***	80.00
<b><i>City of Orange</i></b>		
RPOI-45	RPOI Distribution No. 45	246.37
	*** Total ***	246.37
<b><i>Petty Cash</i></b>		
063014	May 2014 Petty Cash reimbursement	23.19
	*** Total ***	23.19
<b><i>Quick Plates</i></b>		
16796	Services to correct DMV registration on water trailer for IRWD	29.00
	*** Total ***	29.00
<b><i>Santa Margarita Water District</i></b>		
RPOI-45	RPOI Distribution No. 45	1,295.52
	*** Total ***	1,295.52

**Municipal Water District of Orange County**  
**Disbursement Approval Report**  
**For the month of July 2014**

<i>Invoice#</i>	<i>Vendor / Description</i>	<i>Amount to Pay</i>
	<b><i>Trabuco Canyon Water District</i></b>	
RPOI-45	RPOI Distribution No. 45	78.97
	*** Total ***	78.97
	<b><i>Turf Removal Program</i></b>	
TR4-BREA-008	M. Downs	638.00
TR4-ET-002	T. Coroneos	1,512.00
TR4-ET-005	Golden Rain Foundation (Laguna Woods)	2,975.00
TR4-GSWC-010	S. Zigmond	270.00
TR4-GSWC-018	R. Gunderson	1,162.00
TR4-GSWC-024	S. Vaughn-Acton	1,670.00
TR4-GSWC-025	R. Thiele	649.00
TR4-GSWC-029	P. Marco	1,043.00
TR4-HB-017	The Seagate Community Association (Huntington Beach)	37,650.00
TR4-HB-022	J. Keller	652.00
TR4-HB-026	D. McNeely	460.00
TR4-HB-029	J. Simonson	968.00
TR4-HB-031	W. Montgomery	422.00
TR4-IRWD-030A	Canyon View (Portola Hills)	7,500.00
TR4-IRWD-048	C. Chang	564.00
TR4-IRWD-050	E. Cronin	2,088.00
TR4-IRWD-062	J. Prentice	1,348.00
TR4-IRWD-066	D. Snider	678.00
TR4-IRWD-085	H. Zhao	686.00
TR4-IRWD-090	R. Basler	546.00
TR4-MESA-002	M. Louis	1,875.00
TR4-MESA-012	J. Carlin	345.00
TR4-MESA-015	N. Doan	3,369.00
TR4-MESA-019	A. Kovach	676.00
TR4-MESA-022	T. Kearney	663.00
TR4-MN-019	S. Ogasa	560.00
TR4-MN-040	M. Corrigan	110.87
TR4-MN-052	D. or S. Clay	79.68
TR4-NWPT-003	J. Witte	526.00
TR4-NWPT-007	N. Giblin	251.00
TR4-O-008	J. MacCarter	606.00
TR4-O-009	NMX, LLC (Orange)	21,024.00
TR4-O-012	K. Schneider	622.00
TR4-O-017	S. Miller	1,105.00
TR4-O-019	L. Larson	638.00
TR4-O-026	S. San Nicolas	296.00
TR4-O-027	L. Villa	1,071.00
TR4-SC-007	D. Werner	1,500.00
TR4-SC-012	C. Van Klaveren	440.00
TR4-SC-014	H. Purdy	556.00
TR4-SC-016	B. Tanner	246.00
TR4-SC-026	P. McDaniel	672.00



**Municipal Water District of Orange County**  
**Disbursement Approval Report**  
**For the month of July 2014**

<i>Invoice#</i>	<i>Vendor / Description</i>	<i>Amount to Pay</i>
TR4-SC-030	E. Faucett	820.00
TR4-SJC-007	M. Kalinian	1,203.00
TR4-SM-005	A. Schiffman	2,800.80
TR4-SM-032	C. Silver	698.40
TR4-SM-037	A. Ihle	726.00
TR4-SM-040	T. Andrews	1,789.20
TR4-SM-045	D. Holmes	907.20
TR4-SM-049	J. Maiolo	826.80
TR4-SOCO-009	Monarch Bay Association (Dana Point)	1,470.00
TR4-SOCO-012	K. O'Kelly	1,286.00
TR5-SOCO-026	S. Shary	1,750.00
TR5-SOCO-027	E. Smith	572.00
TR4-TC-003	K. Saldanha	766.00
	*** Total ***	116,327.95
 <i><b>Yorba Linda Water District</b></i>		
RPOI-45	RPOI Distribution No. 45	43.09
	*** Total ***	43.09
 <i><b>Total Other Funds Expenditures</b></i>		<hr/> 172,712.25
 <i><b>Total Expenditures</b></i>		<hr/> <hr/> 479,088.75

**Municipal Water District of Orange County  
Disbursement Ratification Report  
For the month of June 2014**

<i>Check #</i>	<i>Date</i>	<i>Vendor # Invoice/CM #</i>	<i>Name / Description</i>	<i>Net Amount</i>
<b>Core Disbursements:</b>				
125849	6/4/14	GRECOW 052314	Warren Greco April-May 2014 Business expense	168.00
			***Total ***	168.00
125850	6/4/14	TIMEWA 5210-JUN14	Time Warner Cable June 2014 Telephone and internet expense	930.98
			***Total ***	930.98
125851	6/4/14	VERIZO 9725793321	Verizon Wireless May 2014 4G Mobile broadband unlimited service	38.01
			***Total ***	38.01
125853	6/16/14	ACKEEX/ACKECO 053114	Linda Ackerman May 2014 Business expense	47.04
125854		MAY2014	May 2014 MET Director's compensation	2,443.30
			***Total ***	2,490.34
125858	6/16/14	BURKED 052114	Darcy M. Burke May 2014 Business expense	648.37
			***Total ***	648.37
125859	6/16/14	C3OFFI INV26861	C3 Office Solutions LLC May 2014 Copier maintenance	318.41
			***Total ***	318.41
125861	6/16/14	CLARKW 053114	Wayne Clark May 2014 Business expense	71.68
			***Total ***	71.68
125863	6/16/14	DELAGE 41360543	De Lage Landen Public Finance June 2014 Copier lease	509.00
			***Total ***	509.00
125864	6/16/14	DINHPA 053114	Patrick Dinh May 2014 Business expense	56.00
			***Total ***	56.00
125866	6/16/14	IRONMO KKJ9921	Iron Mountain June 2014 Storage/retrieval of archived documents	454.38
			***Total ***	454.38

**Municipal Water District of Orange County  
Disbursement Ratification Report  
For the month of June 2014**

<i>Check #</i>	<i>Date</i>	<i>Vendor # Invoice/CM #</i>	<i>Name / Description</i>	<i>Net Amount</i>
125867	6/16/14	JACOBI 052314	Lee Jacobi May 2014 Business expense ***Total ***	41.72 41.72
125876	6/16/14	FRANKS 052614	Sarah Franks May 2014 Business expense ***Total ***	135.04 135.04
125883	6/16/14	LAMVIV 052314	Vivian Lam May 2014 Business expense ***Total ***	85.12 85.12
ACH000955	6/16/14	BARBCO MAY2014	Brett Barbre May 2014 MET Director's compensation ***Total ***	2,443.30 2,443.30
ACH000956	6/16/14	BAUMHA 053014	Melissa Baum-Haley April-May 2014 Business expense ***Total ***	283.07 283.07
ACH000957	6/16/14	BERGJO 053114	Joseph Berg May 2014 Business expense ***Total ***	62.00 62.00
ACH000962	6/16/14	DICKCO/DICKEX MAY2014	Larry Dick May 2014 MET Director's compensation	1,221.65
ACH000963		053114	May 2014 Business expense ***Total ***	185.36 1,407.01
ACH000971	6/16/14	HINMAN 053114	Susan Hinman May 2014 Business expense ***Total ***	834.68 834.68
ACH000986	6/16/14	HUNTER 050814	Robert J. Hunter April-May 2014 Business expense ***Total ***	207.10 207.10
ACH000990	6/16/14	THOMAS 053114	Jeffery Thomas May 2014 Business expense ***Total ***	124.37 124.37

**Municipal Water District of Orange County  
Disbursement Ratification Report  
For the month of June 2014**

<b>Check #</b>	<b>Date</b>	<b>Vendor # Invoice/CM #</b>	<b>Name / Description</b>	<b>Net Amount</b>
<b>125886</b>	<b>6/24/14</b>	<b>STAPLC</b>	<b>Staples Credit Plan</b>	
		13051	20 Storage bins for 5/16/14 OC Water Summit	194.40
		48716	Signature journal	17.27
		9231	1 Brother printer	161.99
			***Total ***	373.66
<b>125887</b>	<b>6/24/14</b>	<b>TIMEWA</b>	<b>Time Warner Cable</b>	
		3564-JUN14	June 2014 Telephone expense for 4 analog fax lines	127.29
			***Total ***	127.29
<b>125888</b>	<b>6/24/14</b>	<b>USBANK</b>	<b>U.S. Bank</b>	
		MAY14	4/24/14-5/22/14 Cal Card charges	7,971.15
			***Total ***	7,971.15
			(See attached sheet for details)	
<b>125956</b>	<b>6/30/14</b>	<b>BELLRI</b>	<b>Richard Bell</b>	
		053114	May 2014 Business expense	40.00
			***Total ***	40.00
<b>125957</b>	<b>6/30/14</b>	<b>BURKED</b>	<b>Darcy M. Burke</b>	
		609014	May-June 2014 Business expense	384.69
		061614	June 2014 Business expense	192.90
			***Total ***	577.59
<b>125959</b>	<b>6/30/14</b>	<b>DINHPA</b>	<b>Patrick Dinh</b>	
		062714	June 2014 Business expense	18.36
			***Total ***	18.36
<b>125961</b>	<b>6/30/14</b>	<b>HEDGES</b>	<b>Steve Hedges</b>	
		053114	May 2014 Business expense	17.64
			***Total ***	17.64
<b>125968</b>	<b>6/30/14</b>	<b>RAMIRE</b>	<b>Sergio Ramirez</b>	
		052214	May 2014 Business expense	78.79
		060614	June 2014 Business expense	36.53
			***Total ***	115.32
<b>125969</b>	<b>6/30/14</b>	<b>SECKEL</b>	<b>Karl Seckel</b>	
		061014	May 2014 Business expense	74.03
			***Total ***	74.03
<b>ACH000996</b>	<b>6/30/14</b>	<b>FINNEG</b>	<b>Joan Finnegan</b>	
		053114	May 2014 Business expense	97.26
			***Total ***	97.26

**Municipal Water District of Orange County  
Disbursement Ratification Report  
For the month of June 2014**

<i>Check #</i>	<i>Date</i>	<i>Vendor # Invoice/CM #</i>	<i>Name / Description</i>	<i>Net Amount</i>
<b>ACH000998</b>	<b>6/30/14</b>	<b>OUWERK</b>	<b>Jessica H. Ouwerkerk</b>	
		053114	May 2014 Business expense	121.07
			***Total ***	121.07
			<b>Total Core Disbursements</b>	<b>20,841.95</b>
 <b>Choice Disbursements:</b>				
			<b>Total Choice Disbursements</b>	<b>0.00</b>
 <b>Other Funds Disbursements:</b>				
<b>125848</b>	<b>6/4/14</b>	<b>ATTEOC</b>	<b>AT&amp;T</b>	
		4492-MAY14	May 2014 S. EOC telephone expense	221.97
		8200-MAY14	May 2014 N. EOC telephone expense	153.55
		0532-MAY14	May 2014 N. EOC dedicated phone line	43.81
			***Total ***	419.33
<b>ACH000987</b>	<b>6/16/14</b>	<b>SANTAM</b>	<b>Santa Margarita Water District</b>	
		APR2014	April 2014 SCP Operation surcharge	26,957.23
			***Total ***	26,957.23
<b>125958</b>	<b>6/30/14</b>	<b>CATALI</b>	<b>Catalina Island Conservancy</b>	
		0010176	June 2014 WEROC radio repeater site lease	1,484.32
			***Total ***	1,484.32
<b>125962</b>	<b>6/30/14</b>	<b>HUBBAR</b>	<b>Kelly Hubbard</b>	
		053114	May 2014 Business expense	105.04
			***Total ***	105.04
<b>125965</b>	<b>6/30/14</b>	<b>TOMALO</b>	<b>Louay Toma</b>	
		060314	May 2014 Business expense	136.08
			***Total ***	136.08
<b>ACH000999</b>	<b>6/30/14</b>	<b>SPRINT</b>	<b>Sprint</b>	
		320982721-118	June 2014 WEROC cell phone expense	63.76
			***Total ***	63.76

**Municipal Water District of Orange County  
Disbursement Ratification Report  
For the month of June 2014**

<i>Check #</i>	<i>Date</i>	<i>Vendor # Invoice/CM #</i>	<i>Name / Description</i>	<i>Net Amount</i>
<b>WIRE-140630</b>	<b>6/30/14</b>	<b>METWAT</b>	<b>Metropolitan Water District</b>	
		8008	April 2014 Water deliveries	20,203,614.40
			***Total ***	20,203,614.40
			<b>Total Other Funds Disbursements</b>	<u>20,232,780.16</u>
			<b>Total Disbursements</b>	<u><u>20,253,622.11</u></u>

 (for)

Robert J. Hunter, General Manager



Hilary Chummitazi, Treasurer

**Cal Card Statement Detail**  
**Statement Date: May 22, 2014**  
**Payment Date: June 24, 2014**

Date	Description	Amount
<b><u>Karl's Card</u></b>		
04/22/14	UPS delivery charges for Board & Committee packets on Apr. 8 & 10, 2014	\$ 48.98
04/23/14	Public Agency Risk Managers Association membership renewal	100.00
04/23/14	Epiphany Media Group - Media and Spokesperson Training in Los Angeles, CA on Apr. 25, 2014 - Registration for J. Ouwerkerk	499.00
04/24/14	Office supplies from Costco	253.03
04/25/14	Prepaid Regal movie tickets for employee purchases	408.00
05/01/14	ACWA Spring conference in Monterey, CA from May 6-9, 2014 - Accommodations for Director Hinman	747.12
05/06/14	Water Use Efficiency Grade I workshop in Rancho Cucamonga, CA from Jun. 18-19, 2014 - Registration for E. Nam	375.00
05/06/14	UPS delivery charges for Board & Committee packets on Apr. 29, 2014	42.27
05/06/14	ACWA Spring conference in Monterey, CA from May 6-9, 2014 - Accommodations for R. Hunter	484.08
05/10/14	ACWA Spring conference in Monterey, CA from May 6-9, 2014 - Accommodations for K. Seckel	793.50 <sup>[1]</sup>
05/10/14	ACWA Spring conference in Monterey, CA from May 6-9, 2014 - Accommodations for H. De La Torre	663.15
05/13/14	FedEx delivery charges for Board & Committee packets on May 9, 2014	45.15
05/13/14	UPS delivery charges for Board & Committee packets on May 8, 2014	6.07
05/16/14	Legislative activities in Washington, DC from May 14-16, 2014 - Accommodations for Director Barbre	1,188.68 <sup>[2]</sup>
05/19/14	Wireless radio rental for use at 5/16/14 OC Water Summit	226.00
05/20/14	UPS delivery charges for Board & Committee packets on May 8, 2014	42.27
05/22/14	1 Nintendo 3DS, 3 Apple iPad Minis & 8 Staples gift cards for Poster/Slogan contest winners	1,854.22
<b>Total</b>		<b><u>\$ 7,776.52</u></b>

<sup>[1]</sup> K. Seckel reimbursed MWDOC \$56.63

<sup>[2]</sup> Director Barbre reimbursed MWDOC \$675.72


**Cal Card Statement Detail**  
**Statement Date: May 22, 2014**  
**Payment Date: June 24, 2014**

Date	Description	Amount
<b><u>Rob's Card</u></b>		
4/23/14-5/22/14	Meals for R. Hunter's meetings on various dates	\$ 194.63
<b>Total</b>		<b><u>\$ 194.63</u></b>



**Municipal Water District of Orange County**  
**GM Approved Disbursement Report <sup>(1)</sup>**  
**For the month of June 2014**

<i>Check #</i>	<i>Date</i>	<i>Vendor # Invoice/CM #</i>	<i>Name / Description</i>	<i>Net Amount</i>
<b>Core Disbursements:</b>				
125852	6/5/14	FINLEY SI0002558	Finley & Cook PLLC 6/5/14 - 6/4/15 Annual license for Jet Report software	957.60
			***Total ***	957.60
			<b>Total Core Disbursements</b>	<b>957.60</b>
<b>Choice Disbursements:</b>				
			<b>Total Choice Disbursements</b>	<b>0.00</b>
<b>Other Funds Disbursements:</b>				
			<b>Total Other Funds Disbursements</b>	<b>0.00</b>
			<b>Total Disbursements</b>	<b>957.60</b>



Robert J. Hunter, General Manager



Hilary Chumbitazi, Treasurer

(1) For disbursements that did not make the cut-off of previous month's Disbursement Approval report.  
 Disbursements are approved by GM for payment and need A & F Committee ratification.

**Municipal Water District of Orange County  
WATER USE EFFICIENCY PROJECTS  
Cash Flow as of 6/30/14**

	Jul 2013	Aug 2013	Sep 2013	Oct 2013	Nov 2013	Dec 2013	Jan 2014	Feb 2014	Mar 2014	Apr 2014	May 2014	Jun 2014	TOTALS
<b>Cash - Beginning Balance</b>	<b>\$ (204,195.07)</b>	<b>\$ (120,906.78)</b>	<b>\$ 153,254.44</b>	<b>\$ 203,884.71</b>	<b>\$ 194,437.45</b>	<b>\$ 86,512.97</b>	<b>\$ 298,487.84</b>	<b>\$ 269,698.65</b>	<b>\$ 215,800.74</b>	<b>\$ 285,912.59</b>	<b>\$ 242,810.58</b>	<b>\$ 241,423.54</b>	
<b>REVENUES:</b>													
BUREC						129,236.42			30,253.50		168,063.20		\$ 327,553.12
City of Anaheim, Brea, Buena Park		75.00				75.00	561.00	1,335.00	75.00		75.00		\$ 2,196.00
City of Fountain Valley, Fullerton				84.96			9.96	5.48		75.00		75.00	\$ 319.40
City of Garden Grove, Huntington Beach	75.00	105.00	224.28	394.96		75.00		197.90	180.00	315.00	105.00	315.00	\$ 1,987.14
City of La Palma, La Habra, Newport Bch			9.96	150.00	150.00			9.96	75.00				\$ 394.92
City of Santa Ana, San Clemente	300.00	75.00	220.91		75.00			330.00	150.00	180.00	735.00	1,619.94	\$ 3,685.85
City of San Juan Capistrano	105.00	315.00		241.92				168.72	210.00	420.00	210.00	697.48	\$ 2,368.12
City of Tustin, Westminster	315.00	285.00	75.00	70.91	87.25	150.00		150.00	69.00		840.00		\$ 1,202.16
City of Orange, CUWCC	945.00	7,842.25	554.85	324.96	180.00			69.00	285.00	495.00			\$ 12,901.47
County of Orange							3,145.66						\$ 7,597.05
Department of Water Resources	6,502.95		91,318.70	11,804.40					74,156.40		14,464.80		\$ 226,816.75
East Orange County Water District													\$ -
El Toro Water District	7,198.83		2,743.20	2,796.39	4,569.99		500.00	1,311.00	2,061.00	2,044.00			\$ 25,525.03
Golden State Water Company	525.00		892.84	1,039.99	210.00	2,622.94	105.00	1,293.72	4,646.00	735.00	1,635.00	2,388.20	\$ 16,093.69
Irvine Ranch Water District	55,800.00		1,500.00	43,514.14	2,250.00	750.00	66,856.99	18,660.00	35,281.24	34,331.10	9,362.50	1,810.00	\$ 270,115.97
Laguna Beach County Water District			9.96			75.00		889.00			75.00	1,542.00	\$ 2,590.96
Mesa Water District	654.96		75.00			75.00			375.00	150.00		75.00	\$ 1,404.96
Metropolitan Water District	116,677.96	292,381.42	722.05	5,372.28	22,225.79	158,856.54		2,441.39				77,658.15	\$ 676,335.58
Moulton Niguel Water District, NRCS	234.96	75.00	491.97		361.55		375.00	594.00	150.00	225.00		225.00	\$ 2,732.48
MWDOC				54,000.00				7,600.00					\$ 61,600.00
Santa Margarita Water District	300.00	534.96	1,106.21	6,402.99	246.99	3,333.94	1,258.00	3,610.00	5,140.88	2,540.28	644.00	3,670.78	\$ 28,789.03
Serrano Water District													\$ -
South Coast Water District		143.00						144.00					\$ 287.00
State Water Resources Control Board		127,400.00											\$ 127,400.00
Yorba Linda Water District		75.00		159.98			75.00	84.96		150.00		75.00	\$ 619.94
<b>Miscellaneous Revenues</b>													
Interest Revenue	1.20						121.52			167.10			\$ 289.82
<b>Total Revenues</b>	<b>189,635.86</b>	<b>429,306.63</b>	<b>99,944.93</b>	<b>126,357.88</b>	<b>29,815.02</b>	<b>295,791.39</b>	<b>73,008.13</b>	<b>38,894.13</b>	<b>153,177.02</b>	<b>41,827.48</b>	<b>196,209.50</b>	<b>128,838.47</b>	<b>\$ 1,800,806.44</b>
<b>EXPENDITURES:</b>													
Alliance for WUE, A&N Technical	11,070.00	3,295.00	2,170.00	1,143.50					1,500.00	1,500.00	1,500.00		\$ 17,678.50
Aquificient, ABG Mktg.	1,500.00	1,500.00	1,500.00	1,500.00	1,500.00	1,500.00	1,500.00	1,500.00					\$ 18,000.00
Bridgescreek landscape, Boeing							37,924.96						\$ 37,924.96
Conservation Consulting, LLC, Earthco	7,659.00	7,105.50	6,858.00	7,818.75	7,325.00	7,175.25	7,029.00	6,132.00	7,211.25	7,062.75	7,022.25	6,376.00	\$ 84,775.75
City of Buena Park, City of Newport Bch	54,622.00	31,700.00			95,532.00	16,632.00		15,002.00		6,630.00	6,592.00	16,380.00	\$ 243,090.00
City of San Clemente, San Juan Cap		105.00											\$ 105.00
City of Tustin, City of Westminster		210.00		439.50									\$ 649.50
EOCWD, El Toro WD, Fountain Valley													\$ -
Eco friendly landscape, EIS		8,850.00						7,200.00	6,450.00		1,200.00		\$ 23,700.00
Garden Grove, Hotel Prog part, IRWD					6,350.00					20,000.00	46,350.00		\$ 72,700.00
Laguna Beach CWD										11,520.00	15,828.00	4,875.00	\$ 32,223.00
MET, MESA, MINWD				8,060.72			24,066.44		17,935.77	4,022.24	1,404.60		\$ 55,489.77
Mission RCD, Oakley, Paradise Designs	10,398.07	8,684.21	7,246.00	22,135.63		21,301.33		8,883.94	22,015.61		14,655.99	11,174.83	\$ 126,495.61
SMWD, SCWD, Survey Gizmo				3,115.02			675.00		270.62				\$ 4,060.64
Spray to Drip program												875.00	\$ 875.00
Turf Removal, URS Corp	16,118.50	90,345.70	21,493.77	84,789.00	23,521.50	29,412.00	23,781.92	54,074.10	19,952.50	11,834.50	103,043.70	94,829.63	\$ 573,196.82
University of California, Irvine										20,310.00			\$ 20,310.00
Wade Landscaping, Waterwise Consult	4,980.00	3,350.00	2,050.00	1,700.00	3,510.00		6,820.00		1,250.00	2,050.00		3,760.00	\$ 29,470.00
Yorba Linda Water District													\$ -
<b>Miscellaneous Expenses</b>													
Interest Expense													
Salary & Benefit				41.86									\$ 41.86
<b>Total Expenditures</b>	<b>106,347.57</b>	<b>155,145.41</b>	<b>49,314.66</b>	<b>135,805.14</b>	<b>137,739.50</b>	<b>83,816.52</b>	<b>101,797.32</b>	<b>92,792.04</b>	<b>83,065.17</b>	<b>84,929.49</b>	<b>197,596.54</b>	<b>139,770.46</b>	<b>\$ 1,368,119.82</b>
<b>Cash - Ending Balance</b>	<b>\$ (120,906.78)</b>	<b>\$ 153,254.44</b>	<b>\$ 203,884.71</b>	<b>\$ 194,437.45</b>	<b>\$ 86,512.97</b>	<b>\$ 298,487.84</b>	<b>\$ 269,698.65</b>	<b>\$ 215,800.74</b>	<b>\$ 285,912.59</b>	<b>\$ 242,810.58</b>	<b>\$ 241,423.54</b>	<b>\$ 228,491.55</b>	



# Municipal Water District of Orange County Consolidated Summary of Cash and Investment

May 31, 2014

**Street Address:**

18700 Ward Street  
Fountain Valley, California 92708

**Mailing Address:**

P.O. Box 20895  
Fountain Valley, CA 92728-0895

(714) 963-3058

Fax: (714) 964-9389

[www.mwdoc.com](http://www.mwdoc.com)

Larry D. Dick  
President

Wayne S. Osborne  
Vice President

Brett R. Barbre  
Director

Wayne A. Clark  
Director

Joan C. Finnegan  
Director

Susan Hinman  
Director

Jeffery M. Thomas  
Director

Robert J. Hunter  
General Manager

**MEMBER AGENCIES**

City of Brea  
City of Buena Park  
East Orange County Water District  
El Toro Water District  
Emerald Bay Service District  
City of Fountain Valley  
City of Garden Grove  
Golden State Water Co.  
City of Huntington Beach  
Irvine Ranch Water District  
Laguna Beach County Water District  
City of La Habra  
City of La Palma  
Mesa Water District  
Moulton Niguel Water District  
City of Newport Beach  
City of Orange  
Orange County Water District  
City of San Clemente  
City of San Juan Capistrano  
Santa Margarita Water District  
City of Seal Beach  
Serrano Water District  
South Coast Water District  
Trabuco Canyon Water District  
City of Tustin  
City of Westminster  
Yorba Linda Water District

District investments and cash balances are held in various funds designated for certain purposes as follows:

Fund	Book Value	% of Portfolio
Designated Reserves		
General Operations	\$1,687,565	20.52%
Grant & Project Cash Flow	1,000,000	12.16%
Building Repair	239,491	2.91%
Total Designated Reserves	2,927,056	35.59%
General Fund	1,897,620	23.07%
Water Fund	2,758,636	33.54%
Conservation Fund	241,423	2.93%
Desalination Feasibility Study Fund	325,101	3.95%
WEROC Fund	72,476	0.88%
Water Trailers Grant	0	0.00%
Trustee Activities	3,453	0.04%
<b>Total</b>	<b>\$8,225,765</b>	<b>100.00%</b>

The funds are invested as follows:

Term of Investment	% of Portfolio	Book Value	Market Value
Cash	5.75%	\$473,035	\$473,035
Short-term investment			
• LAIF	39.94%	\$3,285,798	\$3,285,798
• OCIP	28.73%	2,363,083	2,363,083
Long-term investment			
• Misc. Securities	24.36%	2,003,849	2,067,085
• Certificates of Deposit	1.22%	100,000	99,877
<b>Total</b>	<b>100.00%</b>	<b>\$8,225,765</b>	<b>\$8,288,878</b>

The average number of days to maturity/call as of May 31, 2014 equaled 127 and the average yield to maturity is 1.069%. During the month, the District's average daily balance was \$15,717,308.83. Funds were invested in Federal Agency Issues, Certificates of Deposit, Negotiable CD's, Miscellaneous Securities, the Local Agency Investment Funds (LAIF) and the Orange County Investment Pool (OCIP) during the month of May 2014.

The \$63,113 difference between the book value and the market value on May 31, 2014 represents the exchange difference if all investments had been liquidated on that date. Since it is the District's practice to "buy and hold" investments until maturity, the market values are a point of reference, not an indication of actual loss or gain. There are no current plans or cash flow requirements identified in the near future that would require the sale of these securities prior to maturity.

Robert J. Hunter  
General Manager

Hilary Chumpitazi  
Treasurer





WATER: DO MORE WITH LESS

# MUNICIPAL WATER DISTRICT OF ORANGE COUNTY

## Portfolio Management - Portfolio Summary

May 31, 2014

5/31/2014	Par Value	Market Value	Book Value	% of Portfolio	Days to Mat/Call	YTM @ Cost
Certificates of Deposit - Bank	100,000.00	99,877.00	100,000.00	1.29	968	1.050
Local Agency Investment Funds	3,285,797.52	3,285,797.52	3,285,797.52	42.40	1	0.228
Miscellaneous Securities - Coupon	2,000,000.00	2,067,085.00	2,003,849.25	25.81	441	3.346
Orange County Investment Pool	2,363,083.20	2,363,083.20	2,363,083.20	30.50	1	0.313
<b>Total Investments</b>	<b>7,748,880.72</b>	<b>7,815,842.72</b>	<b>7,752,729.97</b>	<b>100.00%</b>	<b>127</b>	<b>1.069</b>
<b>Cash</b>						
Passbook Checking	473,034.97	473,034.97	473,034.97		1	0.00
<b>Total Cash and Investments</b>	<b>8,221,915.69</b>	<b>8,288,877.69</b>	<b>8,225,764.94</b>		<b>127</b>	<b>1.069</b>

<b>Total Earnings</b>	<b>Month Ending May</b>	<b>Fiscal Year to Date</b>
<b>Current Year</b>	<b>8,618.20</b>	<b>99,495.25</b>
<b>Average Daily Balance</b>	<b>15,717,308.83</b>	
<b>Effective Rate of Return</b>	<b>1.069%</b>	

We certify that this report reflects the cash and investments of the Municipal Water District of Orange County and is in conformity with the Government Code requirements and the District Investment Policy and Guidelines in effect at the time of investment. The Investment Program herein shown provides sufficient cash flow liquidity to meet the next six month's estimated expenditure. The source for the market values are from Union Bank.



Robert J. Hunter, General Manager

7.2.14

Date



Hilary Chumplitazi, Treasurer

7/2/2014

Date

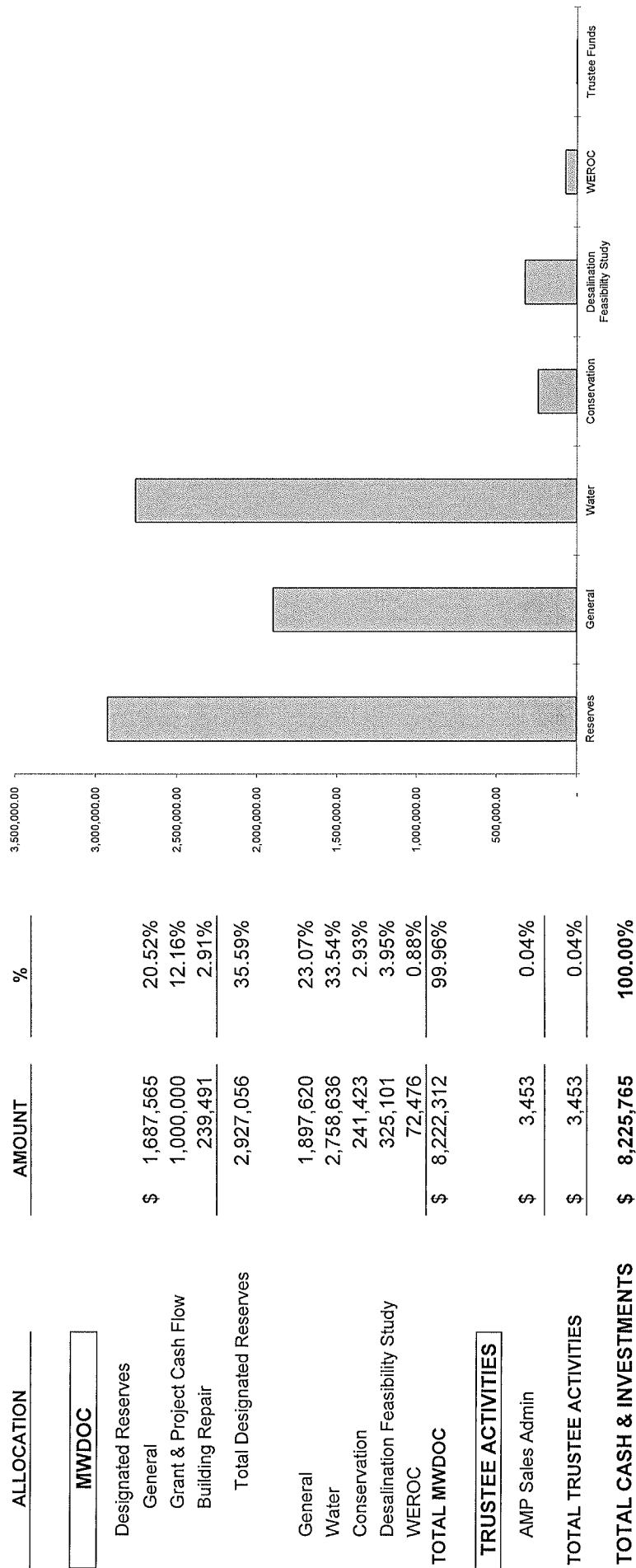
**MUNICIPAL WATER DISTRICT OF ORANGE COUNTY**  
**Portfolio Management**  
**Long-Term Portfolio Details - Investments**  
**May 31, 2014**

Issuer	CUSIP/Ticker	Settlement Date	Par Value	Market Value	Book Value	Coupon Rate	YTM @ Cost	Days To Call/Maturity	Maturity Date
<b>Certificate of Deposit - Bank</b>									
Goldman Sachs Bank	38143A4T9	1/23/2013	100,000.00	99,877.00	100,000.00	1.050	1.050	968	1/23/2017
<b>Sub Total</b>			<b>100,000.00</b>	<b>99,877.00</b>	<b>100,000.00</b>	<b>1.050</b>	<b>1.050</b>	<b>968</b>	
<b>Miscellaneous Securities - Coupon</b>									
Bank of America	06051GED7	10/14/2010	250,000.00	259,197.50	252,024.14	3.700	3.000	458	9/1/2015
JPMorgan Chase	46625HHR4	11/23/2010	250,000.00	257,362.50	251,742.83	3.400	2.700	389	6/24/2015
MetLife Global	59217GAD1	2/25/2011	500,000.00	519,550.00	500,877.88	3.125	3.007	590	1/1/2016
Morgan Stanley	61747YCT0	3/9/2011	500,000.00	520,005.00	499,617.42	3.450	3.508	520	11/2/2015
UBS Financial Services	90261XFY3	6/10/2010	500,000.00	510,970.00	499,586.98	3.875	4.020	229	1/15/2015
<b>Sub Total</b>			<b>2,000,000.00</b>	<b>2,067,085.00</b>	<b>2,003,849.25</b>	<b>3.500</b>	<b>3.346</b>	<b>441</b>	
<b>Total Investments</b>			<b>2,100,000.00</b>	<b>2,166,962.00</b>	<b>2,103,849.25</b>	<b>3.383</b>	<b>3.237</b>	<b>466</b>	
<b>Total Earnings</b>									
Current Year			5,873.65		63,247.89				

## May 31, 2014

Month Ending May	Fiscal Year To Date
------------------	---------------------

**Municipal Water District of Orange County**  
**Cash and Investments at May 31, 2014**



**MUNICIPAL WATER DISTRICT OF ORANGE COUNTY**  
**COMBINED FINANCIAL STATEMENTS**  
**AND**  
**BUDGET COMPARATIVE**  
**JULY 1, 2013 THRU MAY 31, 2014**



**Municipal Water District of Orange County  
Combined Balance Sheet  
As of May 31, 2014**

<b><u>ASSETS</u></b>	<b>Amount</b>
Cash in Bank	473,034.97
Investments	7,752,729.97
Accounts Receivable	37,443,297.12
Accounts Receivable - Other	300,992.60
Accrued Interest Receivable	26,258.84
Prepays/Deposits	423,665.98
Leasehold Improvements	2,796,412.08
Furniture, Fixtures & Equipment	536,387.64
Less: Accum Depreciation	(2,382,620.71)
<b>TOTAL ASSETS</b>	<b><u>\$47,370,158.49</u></b>
 <b><u>LIABILITIES AND FUND BALANCES</u></b>	
<b>Liabilities</b>	
Accounts Payable	38,470,933.74
Accrued Salaries and Benefits Payable	255,689.24
Other Liabilities	765,481.96
Other post employment benefits (OPEB) liabilities	31,956.00
Unearned Revenue	1,171,788.63
Total Liabilities	<u>40,695,849.57</u>
 <b>Fund Balances</b>	
Restricted Fund Balances	
Water Fund - T2C	1,011,720.11
Water Fund - CC	90,399.31
Total Restricted Fund Balances	<u>1,102,119.42</u>
Unrestricted Fund Balances	
Designated Reserves	
General Operations	1,655,608.61
Grant & Project Cash Flow	1,000,000.00
Building Repair	239,491.00
Total Designated Reserves	<u>2,895,099.61</u>
 GENERAL FUND	1,270,445.12
WEROC	49,543.25
Total Unrestricted Fund Balances	<u>4,215,087.98</u>
 Excess Revenue over Expenditures	
Operating Fund	1,376,825.88
Other Funds	(19,724.36)
Total Fund Balance	<u>6,674,308.92</u>
 <b>TOTAL LIABILITIES AND FUND BALANCES</b>	<b><u>\$47,370,158.49</u></b>

**Municipal Water District of Orange County**  
**Revenues and Expenditures Budget Comparative Report**  
**General Fund**  
**From July 2013 thru May 2014**

	Month to Date	Year to Date	Annual Budget	% Used	Encumbrance	Budget Remaining
<b><u>REVENUES</u></b>						
Retail Connection Charge	0.00	5,129,804.40	5,121,824.00	100.16%	0.00	(7,980.40)
Water Increment	<u>60,187.59</u>	<u>704,074.29</u>	<u>709,840.00</u>	<u>99.19%</u>	<u>0.00</u>	<u>5,765.71</u>
Water rate revenues	60,187.59	5,833,878.69	5,831,664.00	100.04%	0.00	(2,214.69)
Interest Revenue	<u>8,304.49</u>	<u>96,487.27</u>	<u>138,000.00</u>	<u>69.92%</u>	<u>0.00</u>	<u>41,512.73</u>
Subtotal	68,492.08	5,930,365.96	5,969,664.00	99.34%	0.00	39,298.04
Choice Programs	864.24	917,176.34	907,846.00	101.03%	0.00	(9,330.34)
Miscellaneous Income	218.89	2,535.85	3,000.00	84.53%	0.00	464.15
School Contracts	14,250.86	89,046.07	70,000.00	127.21%	0.00	(19,046.07)
Delinquent Payment Penalty	0.00	57.35	0.00		0.00	(57.35)
<b>TOTAL REVENUES</b>	<u>83,826.07</u>	<u>6,939,181.57</u>	<u>6,950,510.00</u>	<u>99.84%</u>	<u>0.00</u>	<u>11,328.43</u>

**Municipal Water District of Orange County**  
**Revenues and Expenditures Budget Comparative Report**  
**General Fund**  
**From July 2013 thru May 2014**

	Month to Date	Year to Date	Annual Budget	% Used	Encumbrance	Budget Remaining
<b><u>EXPENSES</u></b>						
Salaries & Wages	229,982.96	2,556,592.96	2,848,711.00	89.75%	0.00	292,118.04
Salaries & Wages - Grant Recovery	0.00	(21,059.67)	(20,851.00)	101.00%	0.00	208.67
Directors' Compensation	14,659.80	162,993.07	200,357.00	81.35%	0.00	37,363.93
MWD Representation	6,108.25	72,508.66	114,490.00	63.33%	0.00	41,981.34
Employee Benefits	89,848.19	769,430.01	962,227.00	79.96%	0.00	192,796.99
OPEB Annual Contribution	0.00	0.00	111,112.00	0.00%	0.00	111,112.00
Employee Benefits - Grant Recovery	0.00	(6,273.74)	0.00	0.00%	0.00	6,273.74
Director's Benefits	7,631.86	78,802.54	87,592.00	89.97%	0.00	8,789.46
Health Ins \$'s for Retirees	(1,608.35)	41,098.89	44,463.00	92.43%	0.00	3,364.11
Training Expense	499.00	2,138.00	11,600.00	18.43%	2,232.00	7,230.00
Tuition Reimbursement	0.00	3,728.60	6,000.00	62.14%	0.00	2,271.40
Personnel Expenses	347,121.71	3,659,959.32	4,365,701.00	83.83%	2,232.00	697,272.45
Engineering Expense	4,671.59	57,171.59	170,000.00	33.63%	4,500.00	108,328.41
Legal Expense	30,092.16	315,442.52	304,500.00	103.59%	41,798.98	(52,741.50)
Audit Expense	0.00	17,900.00	23,000.00	77.83%	0.00	5,100.00
Professional Services	60,051.24	602,263.98	795,313.00	75.73%	179,157.77	13,891.25
Professional Fees	94,814.99	992,778.09	1,292,813.00	76.79%	225,456.75	74,578.16
Conference-Staff	450.00	8,305.00	12,520.00	66.33%	0.00	4,215.00
Conference-Directors	51.00	3,184.00	7,960.00	40.00%	0.00	4,776.00
Travel & Accom.-Staff	2,590.20	20,289.33	28,360.00	71.54%	0.00	8,070.67
Travel & Accom.-Directors	1,966.15	12,270.29	15,950.00	76.93%	0.00	3,679.71
Travel & Conference	5,057.35	44,048.62	64,790.00	67.99%	0.00	20,741.38
Membership/Sponsorship	100.00	80,229.93	88,087.00	91.08%	0.00	7,857.07
CDR Support	9,989.75	39,959.00	39,140.00	102.09%	0.00	(819.00)
Dues & Memberships	10,089.75	120,188.93	127,227.00	94.47%	0.00	7,038.07
Business Expense	279.46	5,621.63	7,000.00	80.31%	0.00	1,378.37
Maintenance Office	9,332.65	86,601.54	104,880.00	82.57%	6,353.01	11,925.45
Building Repair & Maintenance	3,251.07	10,295.79	0.00	0.00%	3,371.01	(13,666.80)
Storage Rental & Equipment Lease	963.38	12,631.15	14,309.00	88.27%	1,676.85	1.00
Office Supplies	1,534.63	22,847.59	24,000.00	95.20%	507.73	644.68
Postage/Mail Delivery	615.68	9,214.40	15,100.00	61.02%	1,881.85	4,003.75
Subscriptions & Books	382.77	876.39	2,400.00	36.52%	0.00	1,523.61
Reproduction Expense	31.25	9,878.89	68,587.00	14.40%	9,828.45	48,879.66
Maintenance-Computers	1,564.48	3,999.92	7,500.00	53.33%	588.86	2,911.22
Software Purchase	1,315.28	3,085.22	9,500.00	32.48%	601.18	5,813.60
Software Support	15,949.68	37,291.69	54,400.00	68.55%	3,003.85	14,104.46
Automotive Expense	1,576.55	13,573.01	14,300.00	94.92%	0.00	726.99
Toll Road Charges	135.40	1,324.70	1,290.00	102.69%	0.00	(34.70)
Insurance Expense	7,108.93	94,240.02	96,000.00	98.17%	0.00	1,759.98
Utilities - Telephone	1,251.92	13,207.09	16,900.00	78.15%	0.00	3,692.91
Bank Fees	933.48	9,796.77	10,560.00	92.77%	0.00	763.23
Miscellaneous Expense	5,000.93	45,492.13	85,750.00	53.05%	2,844.74	37,413.13
MWDOC's Contrb. To WEROC	9,068.00	99,752.00	108,820.00	91.67%	0.00	9,068.00
Depreciation Expense	2,941.96	32,361.86	0.00	0.00%	0.00	(32,361.86)
Other Expenses	63,237.50	512,091.79	641,296.00	79.85%	30,657.53	98,546.68
Building Repair & Maintenance	0.00	216,837.00	315,000.00	68.84%	4,450.00	93,713.00
Capital Acquisition	665.06	16,451.94	23,500.00	70.01%	6,475.00	573.06
<b>TOTAL EXPENSES</b>	<b>520,986.36</b>	<b>5,562,355.69</b>	<b>6,830,327.00</b>	<b>81.44%</b>	<b>269,271.28</b>	<b>998,700.03</b>
<b>NET INCOME (LOSS)</b>	<b>(437,160.29)</b>	<b>1,376,825.88</b>	<b>120,183.00</b>			

**Municipal Water District of Orange County**  
**Revenues and Expenditures Budget Comparative Report**  
**Water Fund**  
**From July 2013 thru May 2014**

	Month to Date	Year to Date	Annual Budget	% Used	Budget Remaining
<b><u>WATER REVENUES</u></b>					
Water Sales	16,717,149.70	163,047,288.30	145,306,842.00	112.21%	(17,740,446.30)
Readiness to Serve Charge	1,162,223.88	11,125,371.48	10,293,552.00	108.08%	(831,819.48)
Capacity Charge CCF	304,941.67	3,091,108.37	3,132,800.00	98.67%	41,691.63
SCP Surcharge	33,625.54	302,622.42	354,112.00	85.46%	51,489.58
Interest	241.00	2,629.37	4,630.00	56.79%	2,000.63
<b>TOTAL WATER REVENUES</b>	<b>18,218,181.79</b>	<b>177,569,019.94</b>	<b>159,091,936.00</b>	<b>111.61%</b>	<b>(18,477,083.94)</b>
<b><u>WATER PURCHASES</u></b>					
Water Sales	16,717,149.70	163,047,288.30	145,306,842.00	112.21%	(17,740,446.30)
Readiness to Serve Charge	1,162,223.88	11,125,371.48	10,293,552.00	108.08%	(831,819.48)
Capacity Charge CCF	304,941.67	3,091,108.37	3,132,800.00	98.67%	41,691.63
<b>EXCESS OF REVENUE OVER EXPENDITURES</b>	<b>241.00</b>	<b>2,629.37</b>	<b>4,630.00</b>		

**Municipal Water District of Orange County**  
**WUE Revenues and Expenditures (Actuals vs Budget)**  
**From July 2013 thru May 2014**

	Year to Date Actual	Annual Budget	% Used
<b>Landscape Performance Certification</b>			
Revenues	131,821.93	107,000.00	123.20%
Expenses	102,941.75	107,000.00	96.21%
Excess of Revenues over Expenditures	28,880.18	0.00	
<b>SmarTimer Program</b>			
Revenues	91,780.72	125,200.00	73.31%
Expenses	101,467.57	125,200.00	81.04%
Excess of Revenues over Expenditures	(9,686.85)	0.00	
<b>Industrial Water Use Reduction</b>			
Revenues	82,879.44	113,478.00	73.04%
Expenses	82,154.03	113,478.00	72.40%
Excess of Revenues over Expenditures	725.41	0.00	
<b>Rotating Nozzles Rebate</b>			
Revenues	153,798.82	0.00	0.00%
Expenses	151,749.17	0.00	0.00%
Excess of Revenues over Expenditures	2,049.65	0.00	
<b>Hotel Water Use Reduction Program</b>			
Revenues	63,032.53	189,484.00	33.27%
Expenses	92,271.32	189,484.00	48.70%
Excess of Revenues over Expenditures	(29,238.79)	0.00	
<b>ULFT Rebate Program</b>			
Revenues	54,659.27	40,000.00	136.65%
Expenses	64,228.21	40,000.00	160.57%
Excess of Revenues over Expenditures	(9,568.94)	0.00	
<b>HECW Rebate Program</b>			
Revenues	231,616.91	380,000.00	60.95%
Expenses	260,551.28	380,000.00	68.57%
Excess of Revenues over Expenditures	(28,934.37)	0.00	
<b>CII Rebate Program</b>			
Revenues	62,876.00	0.00	0.00%
Expenses	64,086.48	0.00	0.00%
Excess of Revenues over Expenditures	(1,210.48)	0.00	
<b>Large Landscape Survey</b>			
Revenues	50,640.57	21,600.00	234.45%
Expenses	70,102.92	21,600.00	324.55%
Excess of Revenues over Expenditures	(19,462.35)	0.00	
<b>Indoor-Outdoor Survey</b>			
Revenues	3,385.53	12,150.00	27.86%
Expenses	0.00	12,150.00	0.00%
Excess of Revenues over Expenditures	3,385.53	0.00	
<b>Turf Removal Program</b>			
Revenues	440,110.42	105,000.00	419.15%
Expenses	439,498.37	105,000.00	418.57%
Excess of Revenues over Expenditures	612.05	0.00	

**Municipal Water District of Orange County**  
**WUE & Other Funds Revenues and Expenditures (Actuals vs Budget)**  
**From July 2013 thru May 2014**

	Year to Date Actual	Annual Budget	% Used
<b>WUE Master Plan</b>			
Revenues	3,313.50	0.00	0.00%
Expenses	3,332.49	0.00	0.00%
Excess of Revenues over Expenditures	(18.99)	0.00	
<b>WEROC</b>			
Revenues	214,667.91	213,577.00	100.51%
Expenses	189,656.35	213,577.00	88.80%
Excess of Revenues over Expenditures	25,011.56	0.00	
<b>WEROC Water Trailers</b>			
Revenues	464,150.00	0.00	0.00%
Expenses	464,150.00	0.00	0.00%
Excess of Revenues over Expenditures	0.00	0.00	
<b>WUE Projects</b>			
Revenues	1,369,915.64	1,093,912.00	125.23%
Expenses	1,432,383.59	1,093,912.00	130.94%
Excess of Revenues over Expenditures	(62,467.95)	0.00	
<b>RPOI Distributions</b>			
Revenues	4,452,486.66	1,619,665.00	274.90%
Expenses	4,452,486.66	1,619,665.00	274.90%
Excess of Revenues over Expenditures	0.00	0.00	
<b>Ocean Desalination</b>			
Revenues	63,133.85	115,459.00	54.68%
Expenses	63,133.85	115,459.00	54.68%
Excess of Revenues over Expenditures	0.00	0.00	



**ACTION ITEM**

July 16, 2014

**TO:** Board of Directors

**FROM:** **Administration & Finance Committee**  
(Directors Thomas, Osborne, Finnegan)

Robert Hunter, General Manager

**SUBJECT: CALIFORNIA SPECIAL DISTRICTS ASSOCIATION (CSDA) 2014 BOARD OF DIRECTORS ELECTION – REGION 6, “SEAT C”**

**STAFF RECOMMENDATION**

---

Staff recommends that the Board of Directors cast the District’s ballot for incumbent, Elaine Sullivan (Leucadia Wastewater District), in the California Special Districts Association (CSDA) Board of Directors election for Region 6 “Seat C.”

**COMMITTEE RECOMMENDATION**

---

To be determined.

**SUMMARY**

---

There are five candidates seeking election to fill one seat on the California Special Districts Association (CSDA) Board of Directors representing Region 6 (Imperial, Orange, Riverside, and San Diego Counties), “Seat C,” for a four-year term. Incumbent CSDA board member Elaine Sullivan (Leucadia Wastewater District) is seeking reelection this year. Additionally, Arlene Shafer (Costa Mesa Sanitary District), Judy Cori-Lorono (Bighorn-Desert View Water Agency), Sheryl Landrum (Resource Conservation District of Greater San Diego), and Dan Kirby (San Gabriel Valley Mosquito & Vector Control District) are seeking election to the board. Attached is background information on each candidate.

Staff recommends that the Board of Directors cast the Districts’ ballot for the incumbent, Elaine Sullivan. Staff will complete and submit the ballot to CSDA upon formal action by the Board.

<b>Budgeted (Y/N):</b> N/A	Budgeted amount:	Core __	Choice __
<b>Action item amount:</b>	Line item:		
<b>Fiscal Impact (explain if unbudgeted):</b>			



**California Special  
Districts Association**  
*Districts Stronger Together*

RECEIVED

JUN 09 2014

MWD OF OC

## CALIFORNIA SPECIAL DISTRICTS ASSOCIATION

### 2014 BOARD ELECTIONS

#### MAIL BALLOT INFORMATION

Dear Member:

A mail ballot has been enclosed for your district's use in voting to elect a representative to the CSDA Board of Directors in your Region for Seat C. Each of CSDA's six (6) regional divisions has three seats on the Board. Each of the candidates is either a board member or management-level employee of a member district located in your geographic region. Each Regular Member (district) in good standing shall be entitled to vote for one (1) director to represent its region.

We have enclosed the candidate information for each candidate who submitted one. Please vote for **only one** candidate to represent your region in Seat C and be sure to sign, date and fill in your member district information (*in some regions, there may only be one candidate*). If any part of the ballot is not complete, the ballot will not be valid and will not be counted.

Please utilize the enclosed return envelope to return the completed ballot. Ballots must be received at the CSDA office at 1112 I Street, Suite 200, Sacramento, CA 95814 by **5:00pm on Friday, August 1, 2014**.

If you do not use the enclosed envelope, please mail in your ballot to:

**California Special Districts Association  
Attn: 2014 Board Elections  
1112 I Street, Suite 200  
Sacramento, CA 95814**

Please contact Charlotte Lowe toll-free at 877.924.CSDA or [charlottel@csda.net](mailto:charlottel@csda.net) with any questions.





**CSDA Region 6 Candidate Statement**

**Elaine Sullivan**

**Leucadia Wastewater District (LWD) Board Member  
Carlsbad, CA 92009**

I am seeking CSDA member's votes to re-elect me to represent Region 6 because I have a passion for special districts and I believe that I can use that passion to continue serving CSDA members. I have been on the CSDA Board of Directors since 2013 and serve on their Membership and Education Committees.

I believe that I bring a unique and proven set of skills from my 26 years of experience as past President, and a member of various committees with the LWD Board of Directors and the Encina Wastewater Authority's (EWA) Board. I have held these positions, with over 98% attendance.

During my tenure, both agencies have been recognized for numerous recognitions and awards, such as:

- LWD is a Special District Leadership Foundation (SDLF) District of Distinction (since 2008),
- LWD received SDLF District Transparency Certificate of Excellence,
- LWD received California Water Environment Association's (CWEA) 2012 Small Collection System of the Year Award,
- LWD received the California Society of Municipal Finance Officers 2013 Outstanding Financial Reporting Award (since 2010),
- EWA Outstanding Compliance with EPA regulations,
- EWA received CWEA's 2013 Treatment Plant of the Year Award.

LWD is currently debt-free and maintains one of the lowest rates in San Diego County.

Other public service experience includes:

- Serving 12 years as a member of the California Water Reuse Finance Authority Board,
- Serving 16 years with CSDA San Diego Chapter's Scholarship Committee and;
- Serving the Carlsbad Chamber of Commerce Ambassador Committee,

I have enjoyed committing my time and energy to CSDA's various continuing goals and engaging in new projects being launched. I would appreciate the opportunity to continue to contribute and serve the Special District Region 6; therefore, I ask for your ongoing support and vote.

# ELECT ARLENE SCHAFER

## CALIFORNIA SPECIAL DISTRICTS ASSOCIATION

### REGION 6, SEAT C

---

#### Arlene Schafer—Director Costa Mesa Sanitary District



#### PREVIOUS CSDA EXPERIENCE

- ◆ Board President (2009)
  - ◆ Board Vice President
  - ◆ Board Secretary
  - ◆ Finance Corporation
  - ◆ Task Force Committee
  - ◆ Legislation Committee
  - ◆ Fiscal Committee
  - ◆ Membership Committee
  - ◆ Recruitment & Planning Committee
- 

I would be honored to serve as your representative on the California Special Districts Association (CSDA) Board of Directors Region 6, Seat C. I believe my 24 years of experience as a local government leader that includes 15 years serving on CSDA in a variety of different capacities makes me the best candidate. In recent years, special districts have been scrutinized by the State legislature, grand juries and the press, which is why I believe it's important for CSDA to continue serving as an advocate for special districts by informing the legislature and the public the important and essential services we provide to our communities. Furthermore, I believe it's important for special districts to demonstrate good governance that will help earn the public's trust. If elected, I will work with the Board and staff to ensure cost efficient programs, education and training seminars are still available to you.

Currently, I am serving on the Board of Directors for the Costa Mesa Sanitary District (CMSD) where I have been a Board member for 16 years. CMSD provides solid waste and wastewater collection services to over 116,000 residents residing in the City of Costa Mesa and portions of Newport Beach and the unincorporated Orange County. I am proud to be part of an organization that has been a District of Distinction since 2009, earned the Transparency Certificate of Excellence and most recently, CMSD received Gold Recognition in Special District Governance.

If elected, I will continue to promote CSDA benefits to special districts and I will work collaboratively with CSDA Board of Directors on finding partnership opportunities for different services to help avoid membership dues from increasing. I believe my experience, knowledge and commitment to special districts will enable me to represent you well. Please vote for Arlene Schafer by **August 1, 2014**.

April 17, 2014

Candidate Statement


When I was first elected in 2007, I realized I knew nothing about being an elected official.

California Special Districts offered the Governance Academy. I graduated your classes and feel the opportunity allowed me to be a better citizen as well as a better Director for my water agency and my community. I have since taken your numerous online classes to keep up to date.

It would be my Honor to be the Candidate for our region and be able to contribute to the CSDA and therefore my constituents.

Thank you for this opportunity.

Sincerely,



Judy Corl-Lorono

President of Board of Directors

Bighorn Desert View Water Agency



Resource Conservation District of Greater San Diego County  
11769 Waterhill Rd., Lakeside, CA 92040  
Phone: (619) 562-0096 Fax: (619) 562-4799  
Website: [www.rcdsandiego.org](http://www.rcdsandiego.org)

## ELECT SHERYL LANDRUM CALIFORNIA SPECIAL DISTRICTS ASSOCIATION REGION 6, SEAT C



**Sheryl Landrum  
District Manager**

CSDA member since 2009  
CARCD member since 2009  
RCD Employee since 2009  
Small business owner 2004-2009  
Controller/Accountant/Office Manager 1986-2012

My name is Sheryl Landrum and I am the District Manager of the Resource Conservation District of Greater San Diego and an Executive Director of the Fire Safe Council of San Diego County. It would be a privilege to serve as your representative on the CSDA Board of Directors for Region 6 and I promise to work hard to fulfill the CSDA's vision and goals.

As the District Manager of the RCD, our programs provide San Diego communities with educational and technical assistance in conservation/resource management. The RCD also manages the programs and funds of the Fire Safe Council of SD County which strives to keep San Diego fire safe.

For the past eighteen months, I have been working with the California Association of Resource Conservation Districts to develop a strong vision, standards of excellence, and messaging for RCDs to deliver to our communities and our legislators. I would like to aid the CSDA in its quest for respected acknowledgment as well.

This May I gave testimony before the Assembly and Senate Budget Committees for the release of 10 million dollars in State Responsibility Area fees. I also met with numerous other legislators to promote funding for Special District work as well. I am honored to advocate for Special Districts and to ask for funding for our much needed programs and services.

I am hard working and dedicated to excellence. My RCD's management of USFS grant funds is held as the standard of excellence by the USFS grant clearing house and my work with the SD County Fire Authority led them to ask for a long term MOU between our two agencies. I will bring the same level of excellence to the Board of the CSDA and respectfully ask for your vote.

Thank you for your consideration.

Sincerely,

A handwritten signature in black ink that reads "Sheryl Landrum".

Sheryl Landrum, District Manager and Executive Director

## **Dan Kirby**

### **President, San Gabriel Valley Mosquito and Vector Control District**

Dan Kirby is a life-long Southern Californian and was appointed to the Monrovia City Council in March of 2003. After serving for two years, he was elected outright by a margin of three to one in 2005. He was appointed to the San Gabriel Valley Mosquito and Vector Control District (SGVMVCD) in 2004 and now serves as its Board President. During his time in public office, Dan has built solid relationships with lawmakers locally and in Sacramento.



In addition to serving as President of the board, Dan serves as the Chair of the Personnel and Legislative Committees at the District. He participates regularly at the MVCAC Legislative days in Sacramento and represents SGVMVCD at state conferences.

Dan often refers to himself a life-long learner and demonstrates that with his passion is youth and education. He has worked with children at Kare Youth League in Southern California for over 35 years and has taught in the classroom at Rio Hondo Preparatory School in Arcadia since 1985.

As a youth counselor, Dan has travelled with students on educational tours, visiting no less than 48 states, six Canadian Provinces, and Baja California, Mexico.

Dan also has business experience. In 1985 Dan opened a graphic design, commercial printing and sign company, which he still manages today.



**INFORMATION ITEM**

July 9, 2014

**TO:**           **Administration & Finance Committee**  
(Directors Thomas, Osborne, Finnegan)

**FROM:**       Robert Hunter, General Manager

Staff Contact: Lee Jacobi

**SUBJECT:   Monthly Water Usage Data, Tier 2 Projection, and Water Supply Info.**

**STAFF RECOMMENDATION**

---

Staff recommends the Administration & Finance Committee receive and file this information.

**COMMITTEE RECOMMENDATION**

---

Committee recommends (To be determined at Committee Meeting)

**REPORT**

---

The attached figures show the recent trend of water consumption in Orange County (OC), an estimate of Tier 2 volume for MWDOC, and selected water supply information.

Fig. 1    OC Water Usage, Monthly by Supply   Groundwater was the main supply in May.

Fig. 2    OC Water Usage, Monthly, Comparison to Previous Years   Water usage in May 2014 was above the average of the previous four Mays. This is consistent with dry weather this May.

Fig. 3    Historical OC Water Consumption   OC water consumption of about 601,000 AF in FY 2012-13 was up about 5% from FY 2011-12 but still below the long-term average of 630,000 AF/yr. Although OC population has increased 20% over the past two decades, water usage has not increased on average. A long-term decrease in per-capita water usage is attributed mostly to Water Use Efficiency (water conservation) efforts.

Fig. 4    MWDOC "Firm" Water Purchases, 2014   "Firm" water above the Tier 1 limit will be charged at the higher Tier 2 rate. Our current projection of Tier 2 purchases is zero in 2014.

Budgeted (Y/N): N	Budgeted amount: N/A	Core <u>X</u>	Choice <u>  </u>
Action item amount: N/A	Line item:		
Fiscal Impact (explain if unbudgeted):			

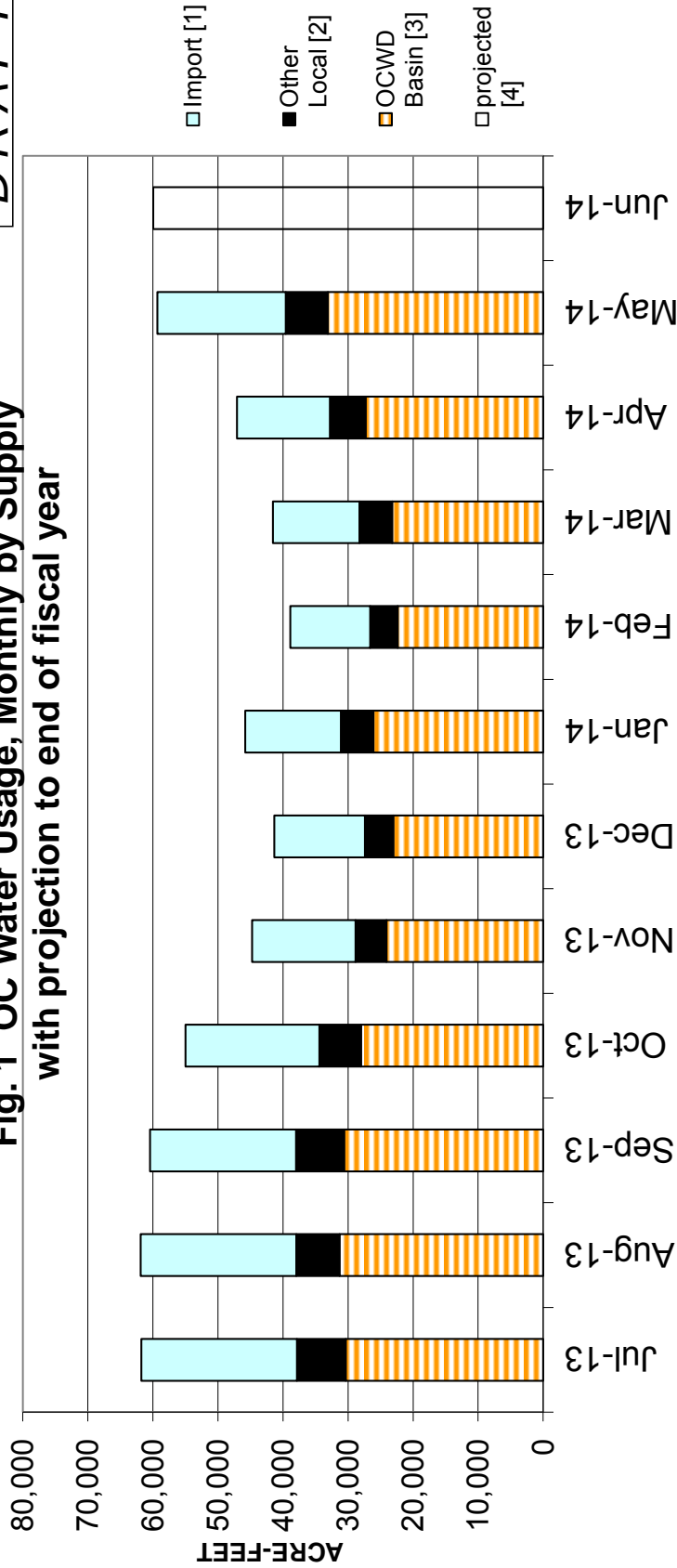
Water Supply Information Includes data on: Rainfall in OC; the OCWD Basin overdraft; Northern California and Colorado River Basin hydrologic data; the State Water Project (SWP) Allocation, and regional storage volumes. The data has implications for the magnitude of supplies from the three watersheds that are the principal sources of water for OC. Note that a hydrologic year is Oct. 1<sup>st</sup> through Sept. 30<sup>th</sup>.

- Orange County's accumulated rainfall in October through June was about one third of the average for this period. This continues the impact of the previous two hydrologic years' below-normal rainfall in reducing those local supplies that are derived from local runoff.
- Northern California accumulated precipitation in October through June was around 60% of normal for this period. The Northern California snowpack was 23% of normal as of April 1<sup>st</sup>, the date used for year-to-year comparison. This follows two below-average hydrologic years. The Governor declared a Drought Emergency, and the State Water Project Contractors Table A Allocation is only 5% as of the end of June. This percentage may be increased a little, but it is certain that there will be less State Project water deliveries to MET and the other Contractors than in previous years.
- Colorado River Basin accumulated precipitation in October through June was about average for this period. The Upper Colorado Basin snowpack was 111% of average as of April 15<sup>th</sup>, the date used for year-to-year comparison. However, this follows two below-average hydrologic years, and this watershed is in a long-term drought. Lake Mead and Lake Powell combined have about 60% of their average storage volume for this time of year. If Lake Mead's level falls below a "trigger" limit, then a shortage will be declared by the US Bureau of Reclamation (USBR), impacting Colorado River water deliveries for the Lower Basin states. The USBR predicts that the "trigger" limit could be reached as early as 2015.



**DRAFT**

**Fig. 1 OC Water Usage, Monthly by Supply**  
with projection to end of fiscal year



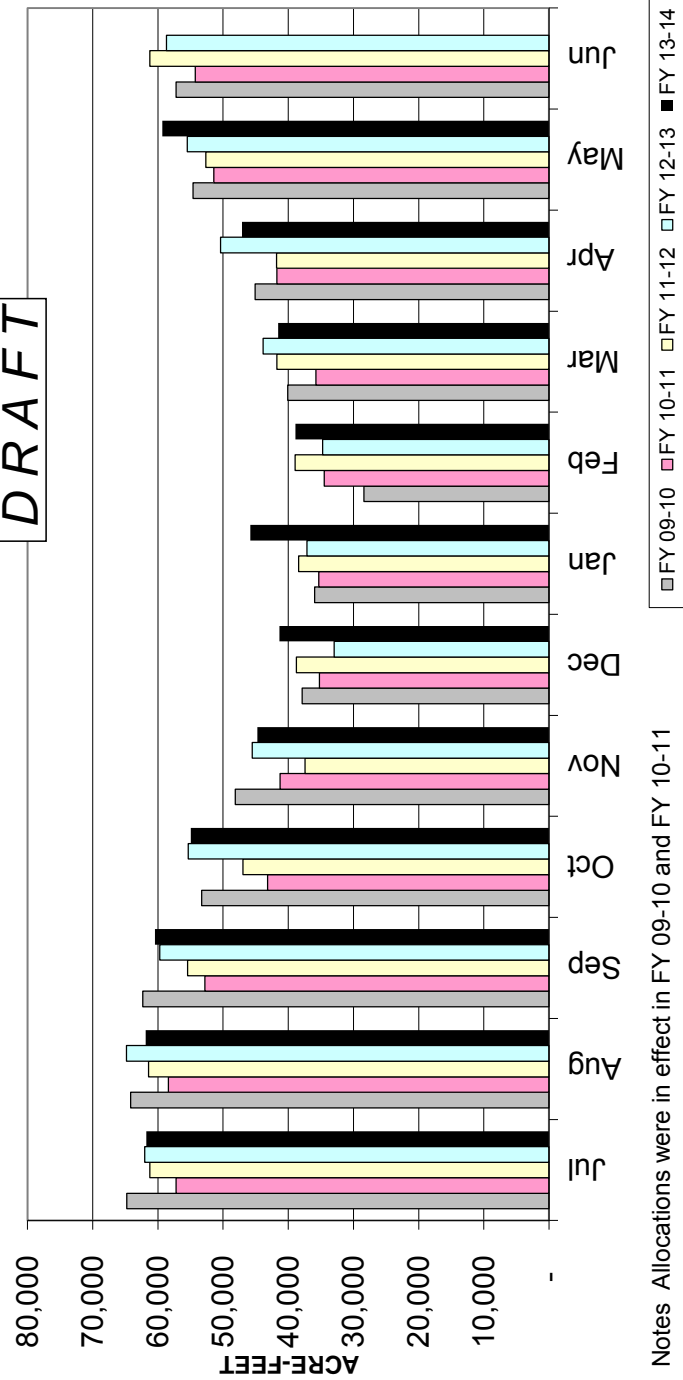
**Note: values shown include some estimation and are subject to change.**

- [1] Imported water for consumptive use. Includes "In-Lieu" deliveries and CUP water extraction. Excludes "Direct Replenishment" deliveries of spreading water, "Barrier Replenishment" deliveries, and deliveries into Irvine Lake.
- [2] Other local includes recycled water, local basin water, Irvine Lake water extraction, and Cal Domestic deliveries. Excludes recycled water used for Barrier recharge. Numbers are estimates until data collection is completed.
- [3] GW for consumptive use only. Excludes In-Lieu water deliveries and CUP water extraction that are counted with Import. BPP in FY '13-14 is 70%.
- [4] MWDOC's estimate of monthly demand is based on the projected FY 13-14 "Retail" water demand and historical monthly demand patterns.



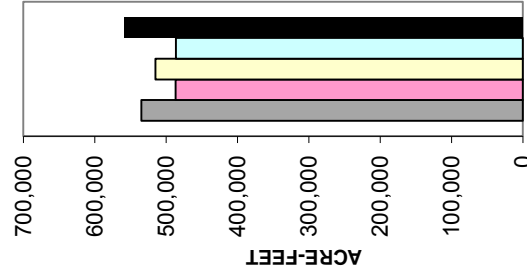
Fig. 2A OC Monthly Water Usage [1]: Comparison to Last 4 Fiscal Years

DRAFT



Notes: Allocations were in effect in FY 09-10 and FY 10-11

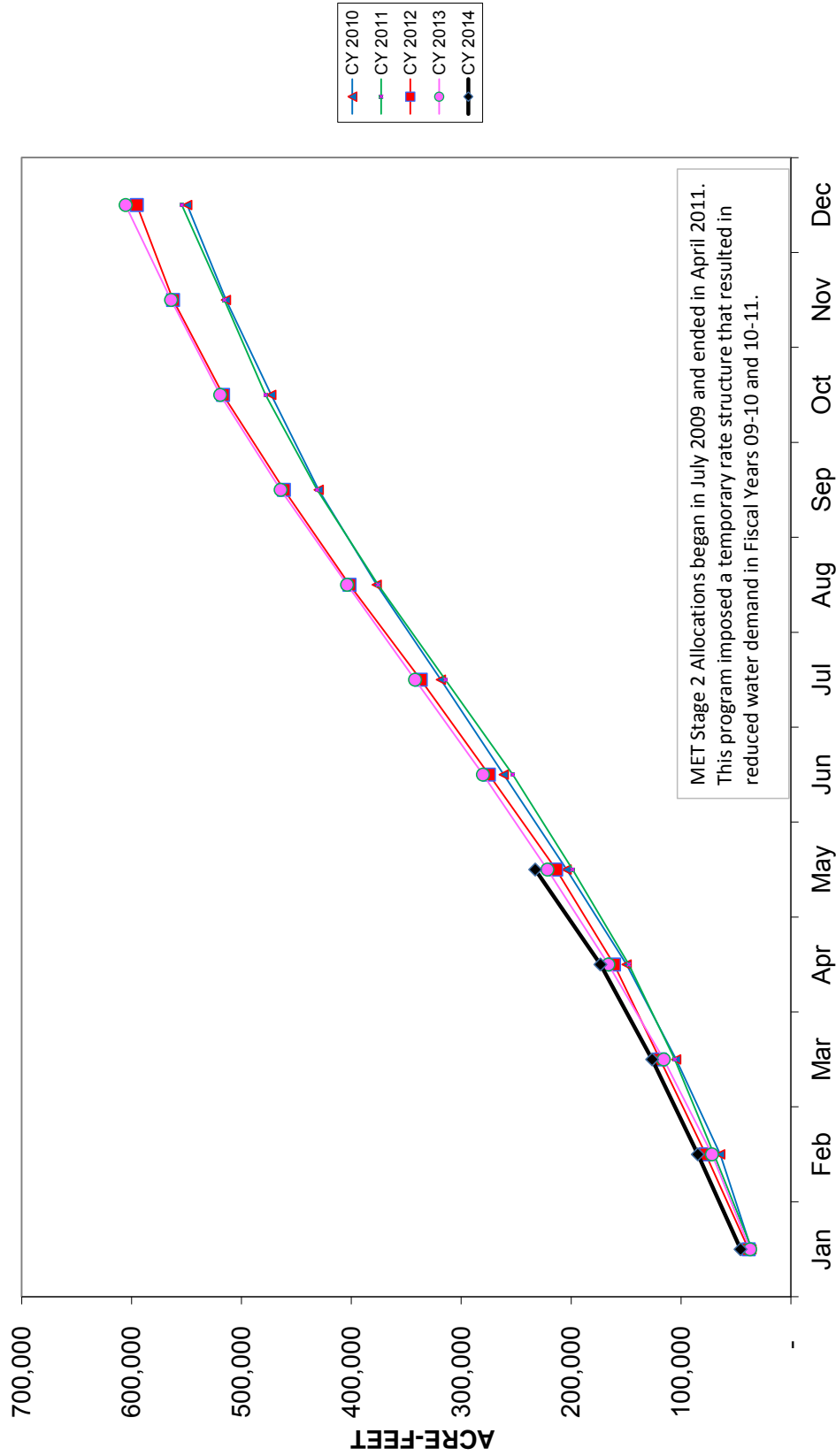
partial-year  
subtotals



[1] Sum of Imported water for consumptive use (includes "In-Lieu" deliveries; excludes "Direct Replenishment" and "Barrier Replenishment") and Local water for consumptive use (includes recycled and non-potable water; excludes GWRS production, groundwater pumped to waste, and waste brine from water treatment projects.) Recent months numbers include some estimation.

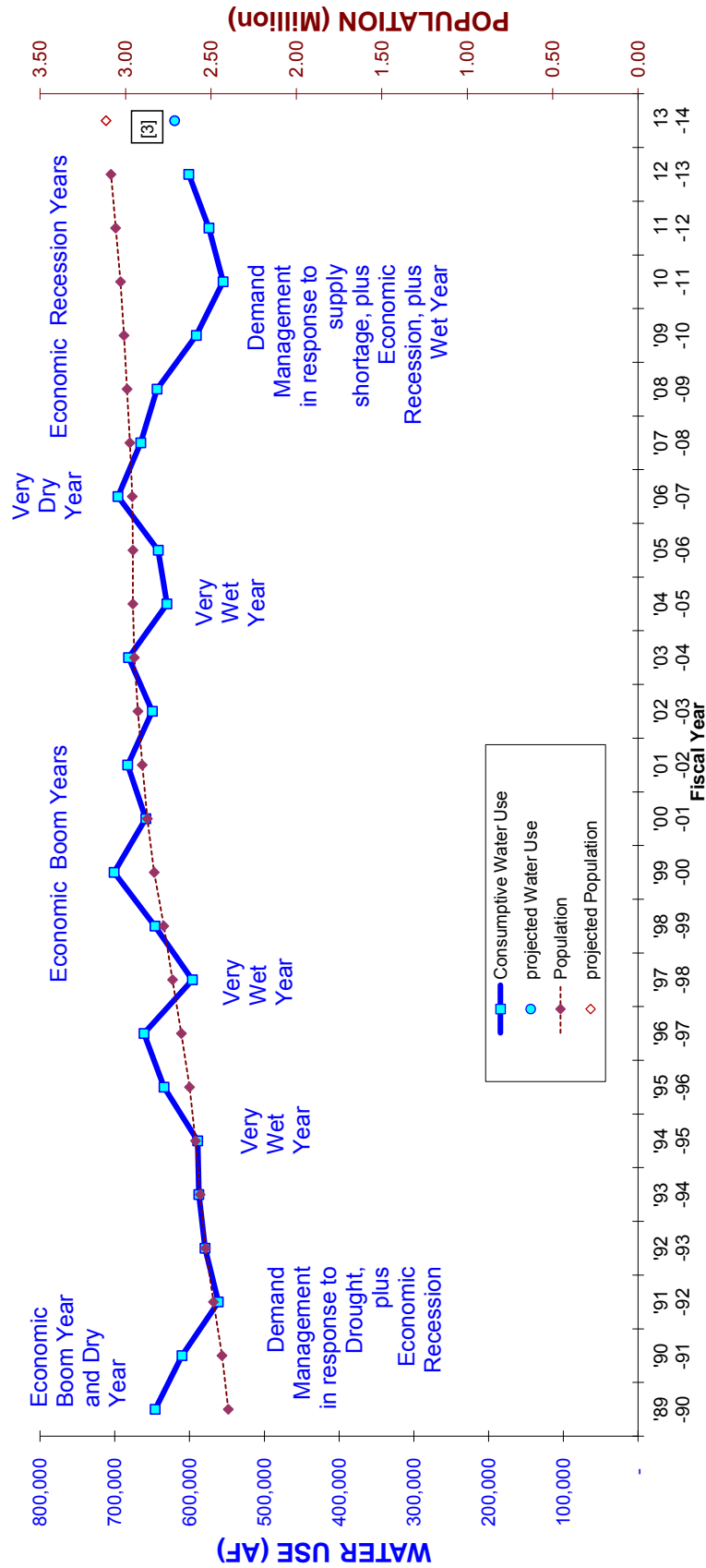
DRAFT

Fig. 2B Orange County Cumulative Monthly Consumptive Water Usage [1]:  
present year compared to last 4 calendar years



[1] Sum of Imported water for consumptive use (includes "In-Lieu" deliveries; excludes "Direct Replenishment" and "Barrier Replenishment") and Local water for consumptive use (includes recycled and non-potable water; excludes GWRS production and waste brine from water quality pumping projects).

**Fig. 3 HISTORICAL WATER CONSUMPTION<sup>[1]</sup> AND POPULATION<sup>[2]</sup> IN OC**



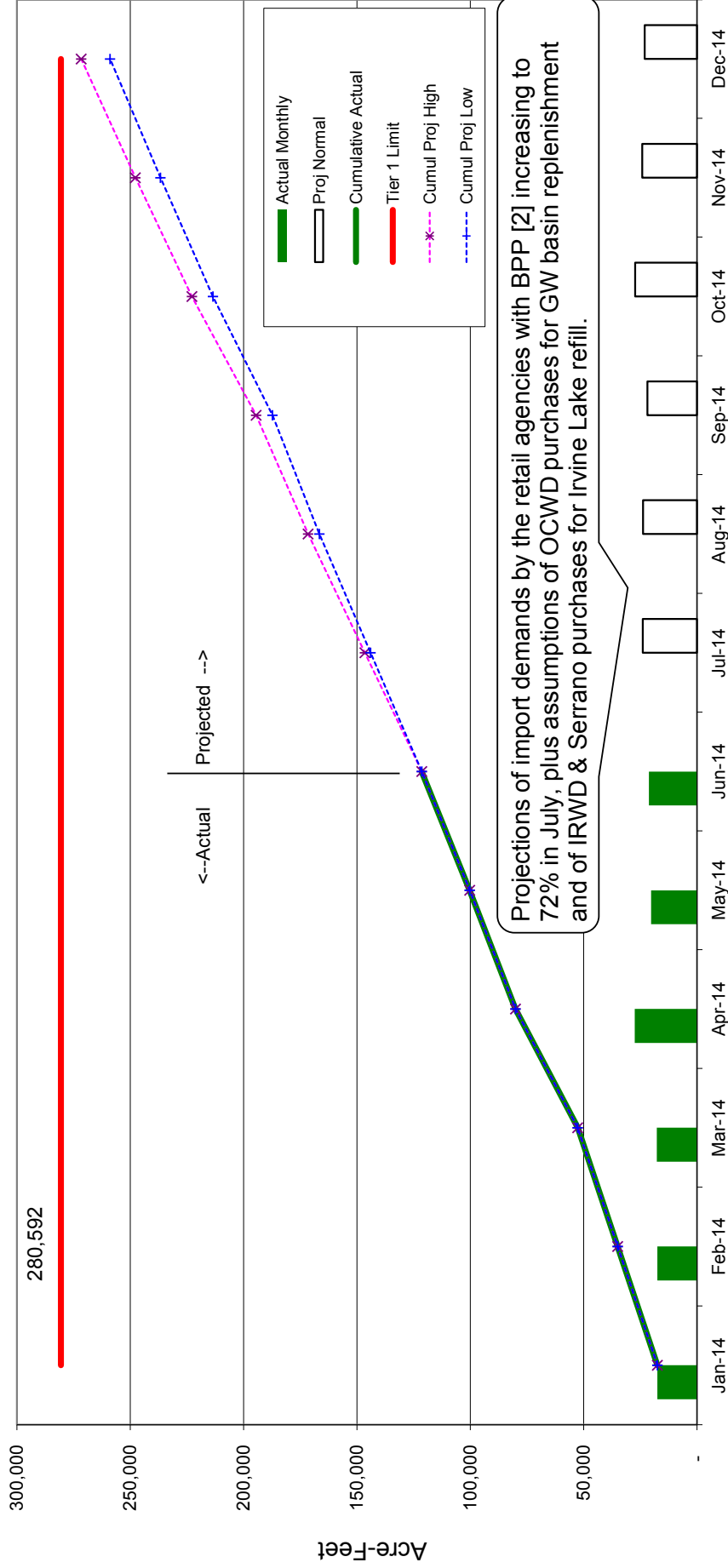
[1] Consumption includes potable, recycled and non-potable usage; excludes Barrier and Spreading water. The most recent data involve some estimation.

[2] Population estimates in the 2000s decade were revised by the State Dept. of Finance to reflect the 2010 Census counts.

[3] Projection of FY 13-14 water use estimated by MWDOC based on partial-year data.

**Fig. 4 MWDOC's Firm Water Purchases in CY 2014**  
Monthly Actual and Projected to CY Total

DRAFT



Notes

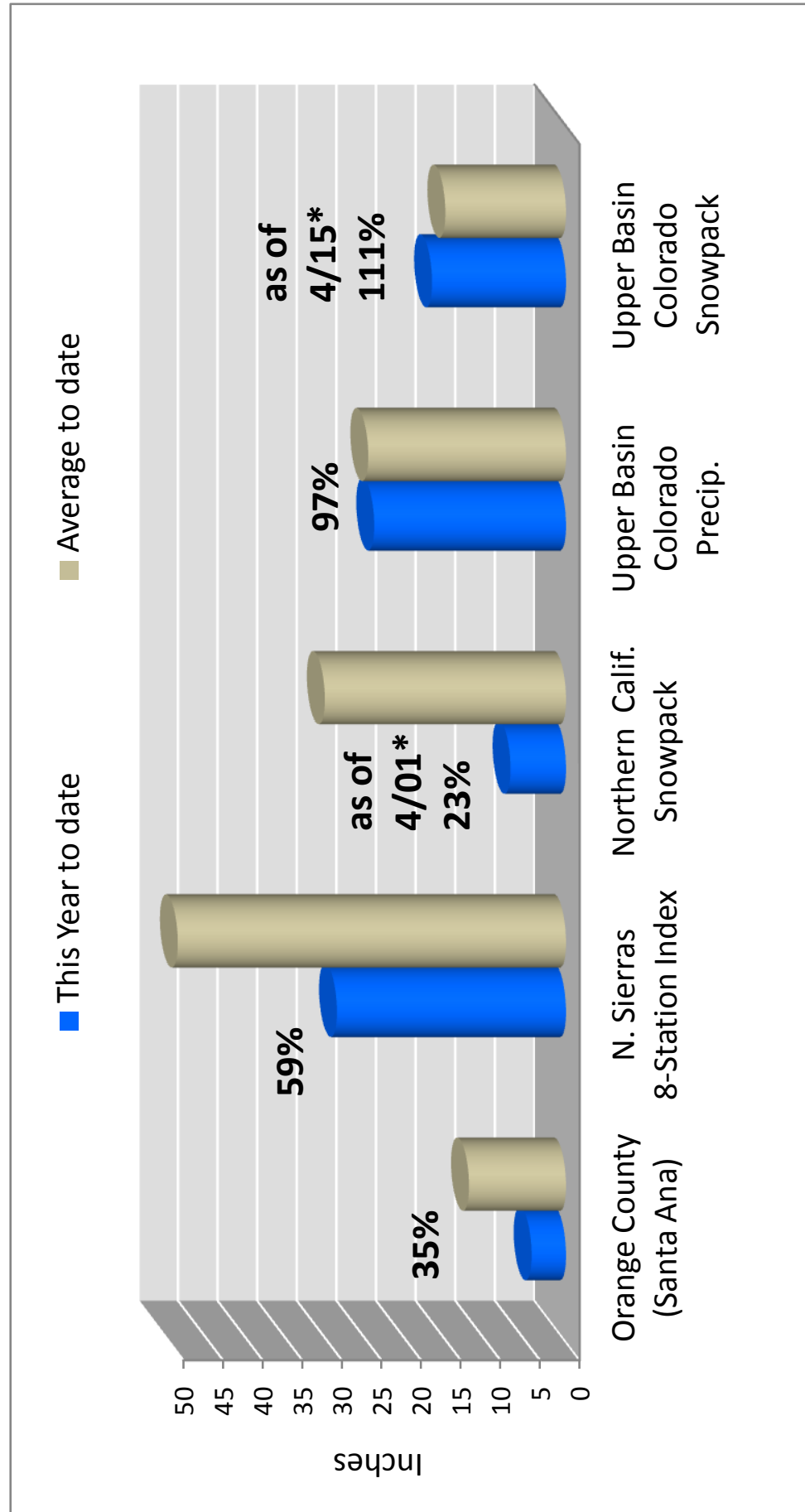
1. "Firm" includes Full Service (both Treated and Untreated) and Barrier water.

2. Basin Pumping Percentage (BPP) is the percentage of a retail water agency's total water demand that they are limited to pump from the OCWD-managed groundwater basin. BPP pertains to Basin agencies only. For example, if a Basin agency's total demand is 10,000 AF/yr and OCWD sets the BPP at 72%, then the agency is limited to 7,200 AF of groundwater that year. There may be certain exceptions and/or adjustments to that simple calculation. OCWD sets the BPP for the Basin agencies, usually as of July 1st. Import demands for Jan.-Jun. were with BPP of 70% for Basin agencies; for Jul.-Dec. they are projected with BPP of 72%.

# Accumulated Precipitation

for the Oct.-Sep. water year, through June 2014

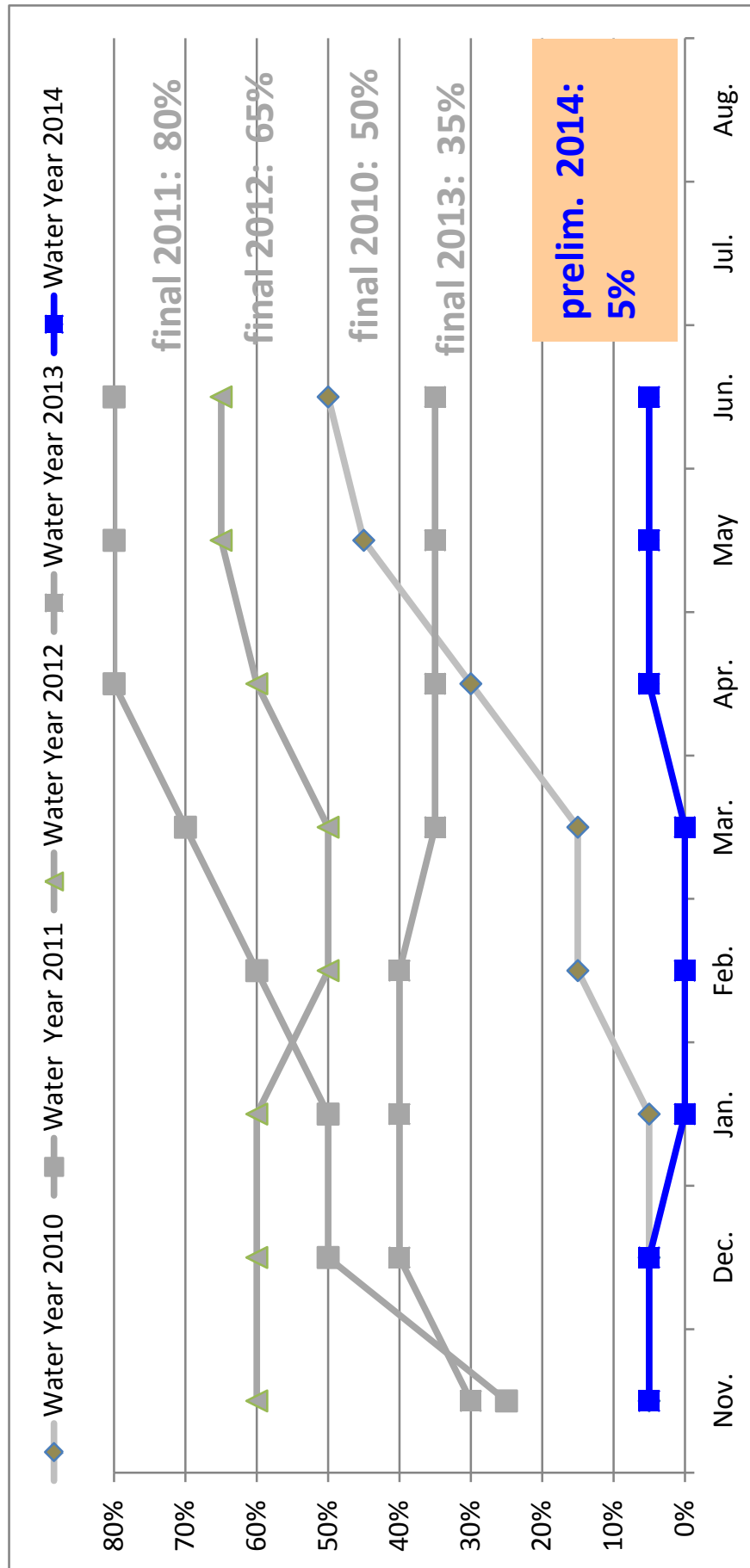
DRAFT



\* The date of maximum snowpack accumulation (April 1st in Northern Calif., April 15th in the Upper Colorado Basin) is used for year to year comparison.

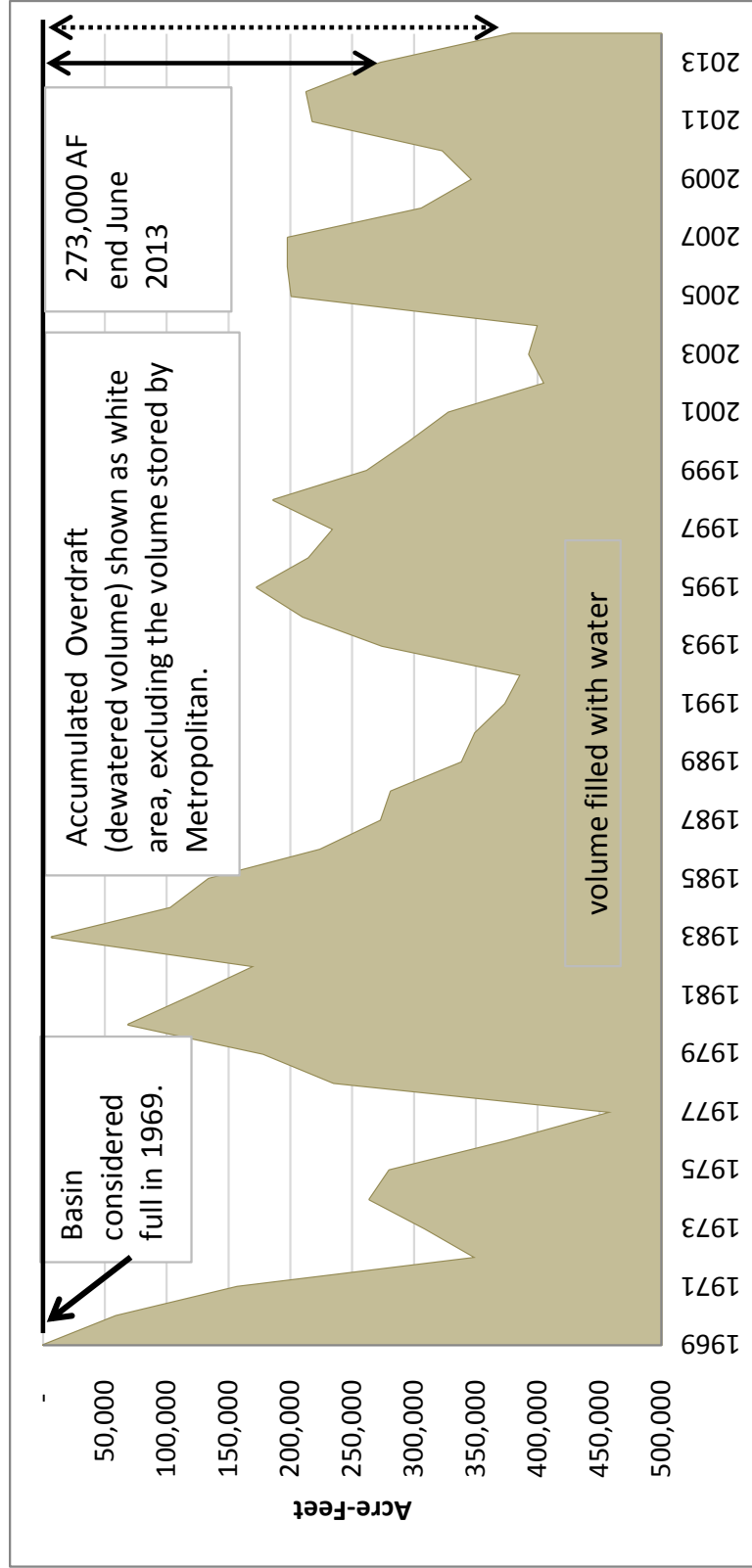
# SWP Table A Allocation

## for State Water Project Contractors



# OCWD Basin Accumulated Overdraft

Annual, 1969 to present



values as of June 30th

source: OCWD

# California, Colorado R., and MET Reservoir Storage

as of end of June 2014

**Lake Oroville**  
1.51 Million AF  
43% of Capacity  
52% of Average

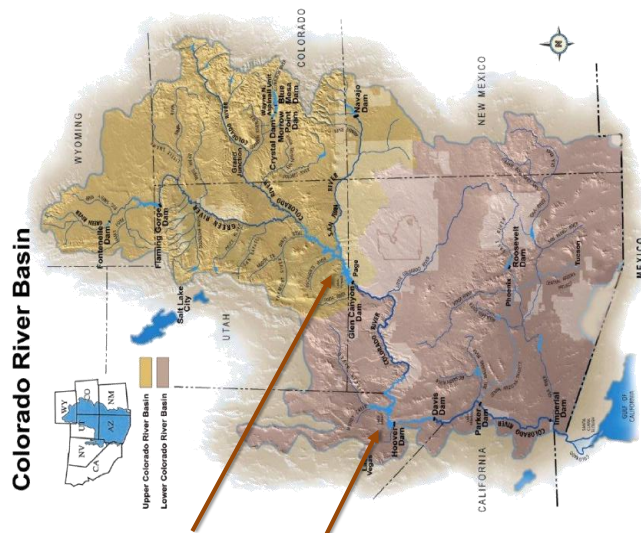
**Lake Shasta**  
1.851 Million AF  
41% of Capacity  
51% of Average

**Lake Powell**  
12.6 Million AF  
52% of Capacity  
66% of Average


**Lake Mead**  
10.2 Million AF  
40% of Capacity  
52% of Average

**San Luis Resv.**  
0.66 Million AF  
32% of Capacity

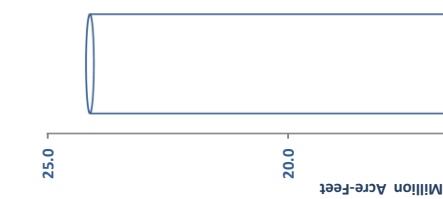
**Diamond Valley Lake**  
0.50 Million AF  
62% of Capacity



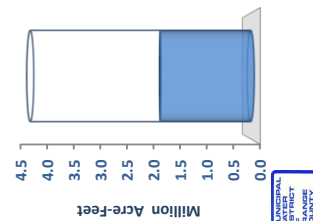
Lake Mead



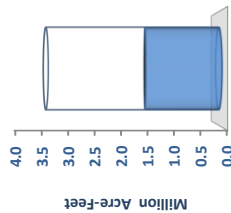
Lake Powell



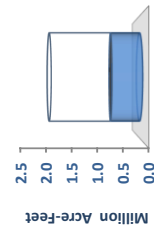
Lake Shasta



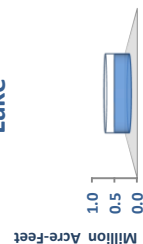
Lake Oroville



San Luis Resv.



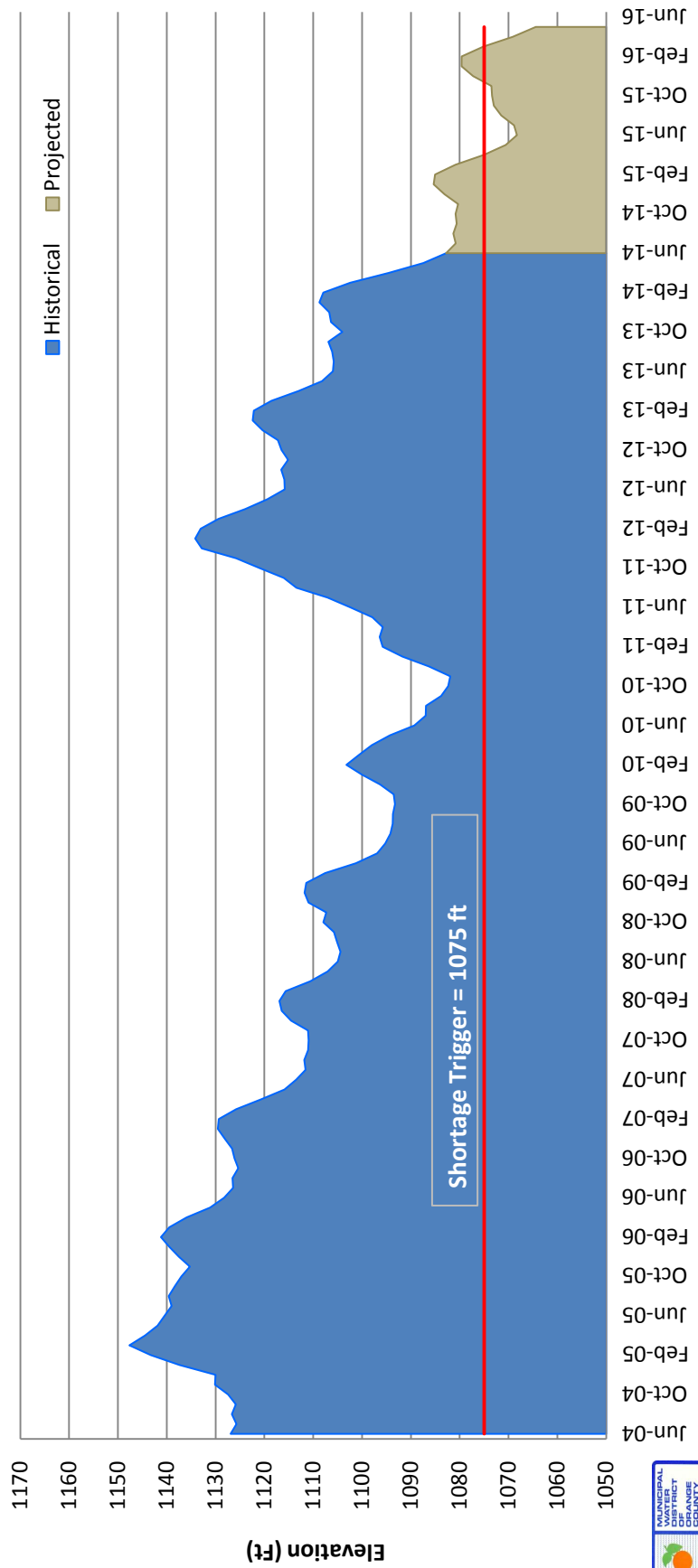
Diamond Valley Lake





## Lake Mead Levels: Historical and Projected

projection per USBR 24-Month Study



**Administration Activities Report  
June 6, 2014 to July 3, 2014**

Activity	Summary
<b>Administration/Board</b>	<ul style="list-style-type: none"> <li>• Pat has been scheduling meetings for Karl, Keith and Harvey</li> <li>• Maribeth has been scheduling meetings for Rob Hunter and for various Ad Hoc Committees of the Board</li> <li>• Maribeth received a new Public Records Request and responded accordingly</li> <li>• Maribeth has been attending the Ad Hoc Committee meetings regarding the Admin Code</li> <li>• Maribeth has been assisting Rob/Karl with various write ups and follow-up for the Committees and Board</li> </ul>
<b>MWDOC/OCWD Joint Administration</b>	<ul style="list-style-type: none"> <li>• Cathy has been coordinating with OCWD on the transition of the new janitorial service, effective June 30.</li> </ul>
<b>Property/Liability/Workers Compensation Insurance</b>	<ul style="list-style-type: none"> <li>• Staff is working with Bickmore and providing information for the Risk Assessment Study. A report will be presented to the Board for its review. As a reminder, staff provided ACWA/JPIA with a cancelation notice for the liability program coverage which would be effective 10/1/15.</li> <li>• Effective July 1, Special District Risk Management Authority is the District's Workers' Compensation Insurance provider. Staff is finalizing all of the internal procedures with SDRMA.</li> </ul>
<b>Records Management</b>	<ul style="list-style-type: none"> <li>• Sarah continues to enter new documents into the system as well as scan hard copy documents into the system. She also continues to purge and shred documents in accordance with the retention schedule.</li> </ul>
<b>CalPERS</b>	No new information to report
<b>Review of 401 and 457 Plan</b>	No new information to report
<b>Agency Inquiries</b>	<ul style="list-style-type: none"> <li>• Provided information to the Registrar of Voters regarding Directors Per Diem and number of meetings allowed per month.</li> </ul>
<b>Recruitment /Departures</b>	<ul style="list-style-type: none"> <li>• Recruitment for the WEROC Position closed on June 20<sup>th</sup>. 30 applications were received and staff will begin the interview process the week of July 7<sup>th</sup>.</li> <li>• The District hired Ms. Heather Baez as the</li> </ul>

	<p>Governmental Relations Manager and will begin employment on July 7<sup>th</sup>. Heather comes to us with over 10 years of experience in the legislative arena. Prior to accepting the position, Heather was working as the Senior District Representative for Senator Mark Wyland. Heather graduated from San Diego State where she majored in Political Science and currently resides in Ladera Ranch.</p> <ul style="list-style-type: none"> <li>• Staff is reviewing the Water Resource Analyst position and the required skill sets as well as evaluating the needs of the Planning department.</li> </ul>
<b>Other</b>	
<b>Projects and Activities</b>	<ul style="list-style-type: none"> <li>• Cathy is coordinating with Consultant Lou Filliger to perform a Retiree Buyout Valuation and will return with an update.</li> <li>• Cathy is working on the coordination of Performance Evaluations.</li> <li>• Cathy participated in training for the District wide upgrade to the new time entry and purchase requisition web client.</li> <li>• Cathy chaired the HR Member Agency Meeting on June 25<sup>th</sup> at Yorba Linda Water District where discussion was held on improving survey information for agencies to share, Education Reimbursement Programs, Internship Policies, cell phone policies, pension, benefits and administration. A representative from Concordia University made a presentation on their MBA Program.</li> </ul>

**INFORMATION ITEM**

July 9, 2014

**TO:**           **Administration & Finance Committee**  
(Directors Thomas, Barbre, Osborne)

**FROM:**       Robert J. Hunter, General Manager

Staff Contact: Jeff Stalvey

**SUBJECT:**   **Finance and IT Pending Items Report**

**SUMMARY**

---

The following list details the status of special projects that are in-progress or to be completed during FY 2014-15. Highlighted items reflect updates from last month.

Description	% of Completion	Estimated Completion date	Status
<b><u>Finance</u></b>			
Further Implementation of WUE Landscape Programs Databases and Web Site.	On-going	On-going	In Progress
Upgrade Serenic ERP Software from version 5 to version 7	<b>95%</b>	7-31-14	In Progress
Government Compensation in California report	<b>0%</b>	11-30-14	Not Started
Implementation of WUE Landscape Programs Database for Member Agencies.	<b>60%</b>	6-30-15	In Progress
State Controller Report preparation	<b>0%</b>	11-30-14	Not Started
State Tax filing for Water Facilities	<b>0%</b>	11-30-14	Not Started
Annual financial audit conducted by Vavrinek, Trine, Day & Company	<b>0%</b>	11-30-14	Not Started
Preparation of Audited Financial Statement Report	<b>0%</b>	11-30-14	Not Started
Preparation of documents for FY15-16 budget process.	<b>0%</b>	6-30-15	Not Started

<b><u>Information Technology</u></b>			
Network security issues (hackers, viruses and spam emails)	On-going	On-going	Continuous system monitoring
Purchase and upgrade MS Office 2013 for remain Desktop Computers	0%	3/31/2015	In Progress
Implement Web Security for District Network	0%	6/30/2015	Not Started
Purchase and upgrade 2 Network Printers.	0%	12/31/2014	In Progress
Purchase and upgrade Network Attach Storage for Offsite Backup.	0%	3/31/2015	Not Started
Purchase and upgrade 4 Desktop Computers for Staff.	0%	12/31/2014	Not Started
Purchase and upgrade 3 laptops for Staff.	0%	12/31/2014	Not Started
Purchase and upgrade portable Projector.	0%	6/30/2015	Not Started
Purchase and upgrade 4 Desktop Computers for WEROC (hardware and software).	10%	9/30/2014	In Progress

## FY 2014-15 Completed Special Tasks

Description	% of Completion	Completion date	Status
<b><u>Finance</u></b>			

Description	% of Completion	Completion date	Status
<b><u>Information Technology</u></b>			
Upgrade existing Windows Server Operating Systems from 2003 and 2008 versions to 2012 version (software upgrade).	<b>100%</b>	6/30/14	Completed
Purchase and upgrade District Record Management Database Server (hardware and software).	<b>100%</b>	6/30/14	Completed
Purchase and upgrade Finance database Server (hardware and software) to run new version of Serenic application (64-bit).	<b>100%</b>	6/30/14	Completed