

**MEETING OF THE
BOARD OF DIRECTORS OF THE
MUNICIPAL WATER DISTRICT OF ORANGE COUNTY**
Jointly with the
ADMINISTRATION & FINANCE COMMITTEE
June 11, 2014, 8:30 a.m.
MWDOC Conference Room 101

Committee:

Director Thomas, Chairman
Director J. Finnegan
Director Osborne

Staff: R. Hunter, K. Seckel, C. Harris,
K. Davanaugh, H. Chumpitazi,
J. Stalvey

Ex Officio Member: L. Dick

MWDOC Committee meetings are noticed and held as joint meetings of the Committee and the entire Board of Directors and all members of the Board of Directors may attend and participate in the discussion. Each Committee has designated Committee members, and other members of the Board are designated alternate committee members. If less than a quorum of the full Board is in attendance, the Board meeting will be adjourned for lack of a quorum and the meeting will proceed as a meeting of the Committee with those Committee members and alternate members in attendance acting as the Committee.

PUBLIC COMMENTS - Public comments on agenda items and items under the jurisdiction of the Committee should be made at this time.

ITEMS RECEIVED TOO LATE TO BE AGENDIZED - Determine there is a need to take immediate action on item(s) and that the need for action came to the attention of the District subsequent to the posting of the Agenda. (Requires a unanimous vote of the Committee)

ITEMS DISTRIBUTED TO THE BOARD LESS THAN 72 HOURS PRIOR TO MEETING --

Pursuant to Government Code section 54957.5, non-exempt public records that relate to open session agenda items and are distributed to a majority of the Board less than seventy-two (72) hours prior to the meeting will be available for public inspection in the lobby of the District's business office located at 18700 Ward Street, Fountain Valley, California 92708, during regular business hours. When practical, these public records will also be made available on the District's Internet Web site, accessible at <http://www.mwdoc.com>.

PROPOSED BOARD CONSENT CALENDAR ITEMS-ACTION

1. TREASURER'S REPORT
 - a. Revenue/Cash Receipt Report – May 2014
 - b. Disbursement Approval Report for the month of June 2014
 - c. Disbursement Ratification Report for the month of May 2014
 - d. GM Approved Disbursement Report for the month of May 2014
 - e. Water Use Efficiency Projects Cash Flow – May 31, 2014
 - f. Consolidated Summary of Cash and Investment – April 2014
 - g. OPEB Trust Fund monthly statement

2. FINANCIAL REPORT - Combined Financial Statements and Budget Comparative for the period ending April 30, 2014

ACTION ITEMS

3. APPOINTMENT OF DISTRICT TREASURER, DEPUTY TREASURER, AND ALTERNATE DEPUTY TREASURER

INFORMATION ITEMS – (THE FOLLOWING ITEMS ARE FOR INFORMATIONAL PURPOSES ONLY – BACKGROUND INFORMATION IS INCLUDED IN THE PACKET. DISCUSSION IS NOT NECESSARY UNLESS REQUESTED BY A DIRECTOR.)

4. OVERVIEW OF INVESTMENTS (LAIF/OCIP) (Oral Report)
5. MONTHLY WATER USAGE DATA, TIER 2 PROJECTION & WATER SUPPLY INFORMATION
6. DEPARTMENT ACTIVITIES REPORTS
 - a. Administration
 - b. Finance and Information Technology

OTHER ITEMS

7. REVIEW ISSUES REGARDING DISTRICT ORGANIZATION, PERSONNEL MATTERS, EMPLOYEE BENEFITS FINANCE AND INSURANCE

ADJOURNMENT

NOTE: At the discretion of the Committee, all items appearing on this agenda, whether or not expressly listed for action, may be deliberated, and may be subject to action by the Committee. On those items designated for Board action, the Committee reviews the items and makes a recommendation for final action to the full Board of Directors; final action will be taken by the Board of Directors. Agendas for Committee and Board meetings may be obtained from the District Secretary. Members of the public are advised that the Board consideration process includes consideration of each agenda item by one or more Committees indicated on the Board Action Sheet. Attendance at Committee meetings and the Board meeting considering an item consequently is advised.

Accommodations for the Disabled. Any person may make a request for a disability-related modification or accommodation needed for that person to be able to participate in the public meeting by telephoning Maribeth Goldsby, District Secretary, at (714) 963-3058, or writing to Municipal Water District of Orange County at P.O. Box 20895, Fountain Valley, CA 92728. Requests must specify the nature of the disability and the type of accommodation requested. A telephone number or other contact information should be included so that District staff may discuss appropriate arrangements. Persons requesting a disability-related accommodation should make the request with adequate time before the meeting for the District to provide the requested accommodation.

Municipal Water District of Orange County
REVENUE / CASH RECEIPT REPORT
May 2014

WATER REVENUES

Date	From	Description	Amount
05/02/14	City of Brea	March 2014 Water deliveries	157,024.08
05/05/14	Santa Margarita Water District	March 2014 Water deliveries	1,956,856.28
05/05/14	City of Seal Beach	March 2014 Water deliveries	10,049.93
05/05/14	City of La Palma	March 2014 Water deliveries	5,913.17
05/07/14	City of La Habra	March 2014 Water deliveries	15,806.87
05/07/14	Serrano Water District	March 2014 Water deliveries	499,881.82
05/09/14	City of Fountain Valley	March 2014 Water deliveries	245,682.77
05/09/14	Trabuco Canyon Water District	March 2014 Water deliveries	15,599.48
05/09/14	City of San Juan Capistrano	March 2014 Water deliveries	92,996.55
05/09/14	City of San Clemente	March 2014 Water deliveries	624,090.90
05/12/14	El Toro Water District	March 2014 Water deliveries	615,983.51
05/12/14	South Coast Water District	March 2014 Water deliveries	370,740.42
05/12/14	East Orange County Water District	March 2014 Water deliveries	295,063.01
05/12/14	City of Garden Grove	March 2014 Water deliveries	237,110.55
05/14/14	Laguna Beach County Water District	March 2014 Water deliveries	295,226.38
05/14/14	Orange County Water District	March 2014 Water deliveries	952,166.98
05/14/14	City of Westminster	March 2014 Water deliveries	363,594.63
05/14/14	Yorba Linda Water District	March 2014 Water deliveries	518,602.12
05/14/14	City of Orange	March 2014 Water deliveries	431,527.00
05/14/14	Mesa Water	March 2014 Water deliveries	324,908.32
05/15/14	Irvine Ranch Water District	March 2014 Water deliveries	2,863,534.10
05/15/14	Moulton Niguel Water District	March 2014 Water deliveries	1,781,497.23
05/15/14	Golden State Water Company	March 2014 Water deliveries	361,595.49
05/15/14	Santiago Aqueduct Commission	March 2014 Water deliveries	137,376.00
05/23/14	City of Buena Park	April 2014 Water deliveries	294,959.15
05/30/14	South Coast Water District	April 2014 Water deliveries	426,269.70
05/30/14	City of Huntington Beach	April 2014 Water deliveries	613,150.64
05/30/14	City of Brea	April 2014 Water deliveries	209,636.50

TOTAL REVENUES **\$ 14,716,843.58**

Municipal Water District of Orange County
REVENUE / CASH RECEIPT REPORT
May 2014

MISCELLANEOUS REVENUES

Date	From	Description	Amount
05/05/14	2 Checks	5/16/14 OC Water Summit registration	240.00
05/07/14	2 Checks	5/16/14 OC Water Summit registrations	240.00
05/12/14	County of Ventura	5/16/14 OC Water Summit registration	120.00
05/19/14	6 Checks	5/16/14 OC Water Summit registrations	820.00
05/23/14	San Clemente	5/16/14 OC Water Summit registration	140.00
05/30/14	2 Checks	5/16/14 OC Water Summit registration	420.00
05/30/14	Paypal	5/16/14 OC Water Summit registrations	8,098.00
05/05/14	RBF Consulting/ Michael Baker	5/16/14 OC Water Summit sponsorship	1,600.00
05/12/14	3 Checks	5/16/14 OC Water Summit sponsorships	4,600.00
05/19/14	SAWPA	5/16/14 OC Water Summit sponsorship	1,600.00
05/20/14	Bauer Water	5/16/14 OC Water Summit sponsorship	2,000.00
05/30/14	Paypal	7/30/14 Water policy dinner	145.04
05/30/14	Paypal	ISDOC registrations	549.28
05/19/14	Susan Hunt	June 2014 COBRA health premium	669.19
05/23/14	Stan Sprague	June 2014 Retiree medical premium	259.97
05/05/14	Harvey De La Torre	Movie tickets	32.00
05/09/14	Anthony Carreira	Movie tickets	96.00
05/14/14	Laura Loewen	Movie tickets	16.00
05/30/14	Laura Loewen	Movie tickets	16.00
05/05/14	City of La Palma	Late payment penalty for February 2014 Water deliveries	57.35
05/12/14	East Orange County Water District	OC-70 Transfer switch Additional deposit for MET	51,567.00
05/23/14	US Bank	CAL Card rebate check	205.76
05/09/14	City of Huntington Beach	Additional Choice School program FY 13-14	1,996.80
05/19/14	2 Checks	Additional Choice School program FY 13-14	1,563.12
05/30/14	City of Tustin	Additional Choice School program FY 13-14	580.32
05/12/14	Department of Water Resources	Apr 12 - Sep 13 Budget Based Rates	14,464.80
05/05/14	Irvine Ranch Water District	December 2013 & February 2014 Smart Timer rebate program	213.00
05/09/14	City of Brea	February 2014 Smart Timer rebate program	75.00
05/14/14	Laguna Beach County Water District	March 2014 Smart Timer rebate program	75.00
05/05/14	Irvine Ranch Water District	December 2013 Turf Removal rebate program	1,328.00
05/05/14	3 Checks	March 2014 Turf Removal rebate program	2,729.50
05/09/14	2 Checks	March 2014 Turf Removal rebate program	840.00
05/19/14	City of San Juan Capistrano	March 2014 Turf Removal rebate program	210.00
05/12/14	Golden State Water Company	March 2014 So Cal Watersmart rebate program	375.00
05/19/14	Santa Margarita Water District	March 2014 So Cal Watersmart rebate program	644.00
05/20/14	Irvine Ranch Water District	March 2014 So Cal Watersmart rebate program	6,442.00
05/20/14	Irvine Ranch Water District	March 2014 Landscape Performance Certification program	750.00
05/07/14	Bureau of Reclamation	Oct 13 - Mar 14 CA Sprinkler Adjustment Subscription system	10,573.50
05/07/14	Bureau of Reclamation	Oct 13 - Mar 14 Hotel Water Smart program	55,930.00
05/07/14	Bureau of Reclamation	Oct 13 - Mar 14 Industrial Process Water Use phase 1	48,679.96
05/07/14	Bureau of Reclamation	Oct 13 - Mar 14 Industrial Process Water Use phase 2	11,754.18
05/07/14	Bureau of Reclamation	Oct 13 - Mar 14 Smart Irrigation Timer rebate program	32,893.06
05/07/14	Bureau of Reclamation	Oct 13 - Mar 14 Water Efficient Site Certification & Smart Timer program	8,232.50

TOTAL MISCELLANEOUS REVENUES \$ 273,841.33

TOTAL REVENUES \$ 14,990,684.91



Robert J. Hunter, General Manager



Hilary Chumtazi, Deputy Treasurer

**Municipal Water District of Orange County
Disbursement Approval Report
For the month of June 2014**

<i>Invoice#</i>	<i>Vendor / Description</i>	<i>Amount to Pay</i>
Core Expenditures:		
	Richard Ackerman	
1032	April 2014 Legal consulting on water policy issues	2,575.00
	*** Total ***	2,575.00
	Aleshire & Wynder LLP	
28157	April 2014 Legal services	1,796.00
	*** Total ***	1,796.00
	American Water Works Assoc.	
062614-E. NAM	Exam fee for WUE Fractioned Certification for E. Nam	135.00
	*** Total ***	135.00
	Autumn Print Group	
1604	2,500 #10 Envelopes with logo	299.70
	*** Total ***	299.70
	Awards & Trophies Co., Inc.	
10867	Trophies for 30 Poster & Slogan Contest winners	194.40
	*** Total ***	194.40
	Best Best and Krieger LLP	
55401-APR14	April 2014 Legal services	16,041.01
	*** Total ***	16,041.01
	Business Communications Solutions	
66180	5/2/14-5/2/15 Annual support for Cisco firewall switches and telephone system	2,097.37
	*** Total ***	2,097.37
	Capital Host / Haute on the Hill by Ridgewells, Inc.	
331686	2/26/14 OC Water Delegation luncheon in Washington, DC	1,492.50
	*** Total ***	1,492.50
	CDW Government	
LS88584	February 2014-March 2015 E-mail filter service	631.95
	*** Total ***	631.95
	CSU Fullerton ASC	
AR163318	4th Quarter F/Y 13-14 CDR Support	9,989.75
	*** Total ***	9,989.75

Municipal Water District of Orange County
Disbursement Approval Report
For the month of June 2014

<i>Invoice#</i>	<i>Vendor / Description</i>	<i>Amount to Pay</i>
	<i>Finley & Cook PLLC</i>	
SI0002606	4/28/14-5/2/14 Progress billing for Navision software upgrade	2,405.00
SI0002696	5/3/14-5/9/14 Progress billing for Navision software upgrade	5,450.00
SI0002732	5/10/14-5/16/14 Progress billing for Navision software upgrade	4,817.50
	*** Total ***	12,672.50
	<i>FoodCraft Coffee & Refreshment</i>	
514051802	5/23/14 Coffee & tea supplies	219.55
	*** Total ***	219.55
	<i>Fry's Electronics</i>	
20231232	Components for new computer	595.04
20244752	Components for computer upgrade	183.57
20245063	5/23/14 Computer supplies	17.28
20263334	6/3/14 Computer supplies	3.23
20264925	6/4/14 Computer supplies	28.06
	*** Total ***	827.18
	<i>Ronald R. Gastelum</i>	
060114	May 2014 Strategic assistance on MET issues	7,500.00
	*** Total ***	7,500.00
	<i>GovConnection, Inc.</i>	
51425994	Ipad with WiFi	665.06
	*** Total ***	665.06
	<i>Immersiv</i>	
MWDOC 2013-009	April-June 2014 Website hosting and maintenance	525.00
	*** Total ***	525.00
	<i>Independent Special Districts of OC</i>	
052914-APR14	April 2014 PayPal receipts for 5/29/14 ISDOC meeting	65.13
052914-MAY14	May 2014 PayPal receipts for 5/29/14 ISDOC meeting	534.28
052914	5/29/14 ISDOC meeting - Registration for Directors Barbare, Finnegan & Osborne	51.00
	*** Total ***	650.41
	<i>James C. Barker, P.C.</i>	
105-0514	May 2014 Federal legislative advocacy services	7,000.00
	*** Total ***	7,000.00
	<i>Karen's Detail Custom Frames</i>	
2507	Framing for Poster & Slogan Contest winning artwork	654.48
	*** Total ***	654.48
	<i>Lewis Consulting Group, LLC</i>	
1336	May 2014 Professional services	3,187.50
	*** Total ***	3,187.50

**Municipal Water District of Orange County
Disbursement Approval Report
For the month of June 2014**

<i>Invoice#</i>	<i>Vendor / Description</i>	<i>Amount to Pay</i>
	<i>Los Angeles Times</i>	
10010337289-2014	6/2/14-6/15/15 Annual subscription	107.77
	*** Total ***	107.77
	<i>Edward G. Means III</i>	
MWDOC-1019	May 2014 Support on MET issues & strategic guidance to Engineering department	4,500.00
	*** Total ***	4,500.00
	<i>Norco Delivery Services</i>	
606570	5/16/14 Delivery charges for Board & Committee packets	133.23
	*** Total ***	133.23
	<i>OC Blind Cleaning / Tony Santero</i>	
132924	Blind cleaning service	1,943.75
	*** Total ***	1,943.75
	<i>Office Solutions</i>	
I-00619496	5/15/14 Office supplies	59.22
I-00622559	5/22/14 Office chair repair	61.56
I-00622972	5/22/14 Office supplies	621.56
I-00622551	41 name badges for Directors and staff	766.36
	*** Total ***	1,508.70
	<i>Orange County Fast Print, Inc.</i>	
49433	Business cards for K. Hubbard	59.00
49558	Business cards for Director Finnegan & S. Ramirez	108.00
	*** Total ***	167.00
	<i>Orange County Water District</i>	
13822	April 2014 50% share WACO expense	290.79
13870	April 2014 Postage, shared office & maintenance expenses	7,499.22
	*** Total ***	7,790.01
	<i>Patricia Kennedy Inc.</i>	
5541	June 2014 Plant maintenance	214.00
	*** Total ***	214.00
	<i>Queen Beach Printers, Inc.</i>	
340584011	400 Printed booklets for OC Water Summit	2,073.60
340585011	400 Printed envelopes for OC Water Summit	567.00
	*** Total ***	2,640.60
	<i>Staples Advantage</i>	
8029731601	5/3/14 OC Water Summit supplies	359.59
8029828932	5/10/14 OC Water Summit supplies	39.88
	*** Total ***	399.47

Municipal Water District of Orange County
Disbursement Approval Report
For the month of June 2014

<i>Invoice#</i>	<i>Vendor / Description</i>	<i>Amount to Pay</i>
	<i>System One Business Products</i>	
0070306-IN	5/16/14 Binding machine supplies	77.88
0070376-IN	5/29/14 Binding machine supplies	111.56
	*** Total ***	189.44
	<i>Top Hat Productions</i>	
88900	5/15/14 Lunch for Managers' meeting	427.68
	*** Total ***	427.68
	<i>Townsend Public Affairs, Inc.</i>	
10152	May 2014 State legislative advocacy services	7,500.00
	*** Total ***	7,500.00
	<i>City of Tustin</i>	
2014CALPACS	2014 Annual CalPACS membership renewal	275.00
	*** Total ***	275.00
	<i>Tustin Irvine Medical Group</i>	
00739626	5/1/14 New hire pre-employment exam	160.00
	*** Total ***	160.00
	<i>U.S. Bank N.A.</i>	
FY 13-14	Annual OPEB contribution	201,435.86
FY 13-14	Additional OPEB contribution	28,000.00
	*** Total ***	229,435.86
	<i>USA Fact</i>	
2246092-IN	5/27/14 New hire background check	18.16
2246299-IN	5/28/14 New hire background check	18.16
	*** Total ***	36.32
	<i>Total Core Expenditures</i>	<hr/> 326,583.19
	<i>Choice Expenditures:</i>	
	<i>Discovery Science Center</i>	
043014MWDOC	April 2014 School program	24,344.88
	*** Total ***	24,344.88
	<i>Total Choice Expenditures</i>	<hr/> 24,344.88

Municipal Water District of Orange County
Disbursement Approval Report
For the month of June 2014

<i>Invoice#</i>	<i>Vendor / Description</i>	<i>Amount to Pay</i>
Other Funds Expenditures:		
545	The Alliance for Community Solutions Subscription for CalWARN dashboard *** Total ***	2,500.00 2,500.00
02-060	AquaFicient Consulting April 2014 Landscape Performance Certification program funded by IRWD & MET *** Total ***	1,500.00 1,500.00
55401-APR14	Best Best and Krieger LLP April 2014 Legal services *** Total ***	1,425.00 1,425.00
LPCP-218	ConserVision Consulting, LLC April 2014 Consulting services for Landscape Performance Certification program *** Total ***	6,376.00 6,376.00
AR163331	CSU Fullerton ASC 52 Updated WEROC maps *** Total ***	1,379.29 1,379.29
RB-001	Laguna Beach County Water District February-May 2014 Activity for Rain Barrel Distribution program *** Total ***	4,875.00 4,875.00
1650	Mission RCD April 2014 Field verifications for Water Use Efficiency rebate programs *** Total ***	11,174.83 11,174.83
24417	City of Newport Beach 4/1/14-4/25/14 Activity for Residential WBIC & Rotating Nozzle installation program *** Total ***	2,888.00 2,888.00
052914	Noah's Cleaning / Noah Gwartney May 2014 Bi-monthly cleaning for WEROC EOCs *** Total ***	115.00 115.00
284338	Orange County Fire Protection Fire extinguisher maintenance for WEROC SEOC	37.00
284452	Fire extinguisher maintenance for WEROC NEOC *** Total ***	45.00 82.00

Municipal Water District of Orange County
Disbursement Approval Report
For the month of June 2014

<i>Invoice#</i>	<i>Vendor / Description</i>	<i>Amount to Pay</i>
	<i>Spray to Drip Program</i>	
S2D3632	Jodean Werner	525.00
S2D7872	Keith Brewer	350.00
	*** Total ***	875.00
	<i>Turf Removal Program</i>	
TR4-BREA-011	R. Horning	656.00
TR4-ET-006	G. Reneau	1,250.00
TR4-FV-002	D. Allen	1,178.00
TR4-FV-003	R. DeLeon	820.00
TR4-GG-002	M. Van Dine	1,108.00
TR4-GSWC-006	H. Burns	3,375.00
TR4-GSWC-012	N. Korb	1,095.00
TR4-GSWC-013	M. Worden	534.00
TR4-GSWC-017	W. Backes	605.00
TR4-GSWC-030	J. Paddock	1,558.00
TR4-HB-011	T. Cavalieri	385.00
TR4-HB-012	N. Tran	450.00
TR4-HB-016	K. Markofski	1,316.00
TR4-HB-019	S. Callahan	565.00
TR4-HB-020	W. Slavin	540.00
TR4-HB-021	J. Huang	839.00
TR4-HB-023	R. Gagliano	1,326.27
TR4-IRWD-022	Parkview Maintenance Association (Irvine)	6,721.00
TR4-IRWD-038	C. Ideno	775.50
TR4-IRWD-041	PRI 1200 Main LLC (Irvine)	3,447.00
TR4-IRWD-049	M. Knode	1,480.00
TR4-IRWD-053	W. DiBella	2,030.00
TR4-IRWD-055	N. Parikh	694.00
TR4-IRWD-057	B. Wirsch	710.00
TR4-IRWD-060	J. Avella	726.00
TR4-IRWD-064	W. Hankes	1,556.00
TR4-IRWD-069	T. Glenn	1,584.00
TR4-LB-006	C. Vickers	570.00
TR4-LB-007	W. Crimp	1,540.00
TR4-MESA-007	S. Real	2,778.00
TR4-MESA-008A-D	M. Giglio	5,294.00
TR4-MESA-009	M. Mena	1,191.00
TR4-MESA-010	J. Truxaw	646.00
TR4-MESA-020	L. Standard	2,659.00
TR4-MN-012	R. Rasmusson	1,111.00
TR4-MN-021	G. Snodgrass	683.00
TR4-MN-022	P. Kane	864.00
TR4-MN-026	M. Wilkins	370.00
TR4-MN-028	B. Sonntag	415.00
TR4-MN-030	J. McEachern	1,132.00
TR4-MN-034	S. Walters	341.00
TR4-MN-041	J. Blackie	682.00

Municipal Water District of Orange County
Disbursement Approval Report
For the month of June 2014

<i>Invoice#</i>	<i>Vendor / Description</i>	<i>Amount to Pay</i>
TR4-MN-042	J. Larkin	763.00
TR4-MN-048	K. Reynolds	636.00
TR4-O-006	P. Sargeant	1,460.00
TR4-O-011	M. Brislawn	1,288.00
TR4-O-022	R. Di Gangi	372.00
TR4-O-028	B. DeMayo	1,298.00
TR4-SC-018	M. Mihalik	341.00
TR4-SC-023	R. Coppa	1,461.00
TR4-SC-024	L. Schauer	477.00
TR4-SC-025	B. Blakely	836.00
TR4-SJC-008	E. Marty	733.00
TR4-SJC-012	S. Bills	982.00
TR4-SM-017	N. Shah	2,012.40
TR4-SM-021	T. Kurosaki	1,036.80
TR4-SM-029	K. Brewer	584.40
TR4-SM-033	J. Mervis	866.40
TR4-SOCO-008A	Dana Light HOA (Dana Point)	9,582.00
TR4-SOCO-008B	Dana Light HOA (Dana Point)	6,010.00
TR4-SOCO-014	L. Fast	3,355.00
TR4-SOCO-016	J. Schwaner	225.00
TR4-SOCO-017	C. Watt	602.00
TR4-SOCO-020	S. Geddes	680.00
TR4-SOCO-021	D. Bowen	450.00
TR4-SOCO-023	R. Lynch	625.00
TR4-TC-002	B. Short	642.00
	*** Total ***	94,917.77
	WaterWise Consulting, Inc.	
3164	May 2014 Professional services for Hotel program	3,760.00
	*** Total ***	3,760.00
	Total Other Funds Expenditures	<u>131,867.89</u>
	Total Expenditures	<u><u>482,795.96</u></u>

Municipal Water District of Orange County
Disbursement Ratification Report
For the month of May 2014

<i>Check #</i>	<i>Date</i>	<i>Vendor # Invoice/CM #</i>	<i>Name / Description</i>	<i>Net Amount</i>
Core Disbursements:				
125767	5/12/14	TIMEWA 5210-MAY14	Time Warner Cable May 2014 Telephone and internet expense ***Total ***	930.98 930.98
125768	5/12/14	VERIZO 9724081425	Verizon Wireless April 2014 4G Mobile broadband unlimited service ***Total ***	38.01 38.01
125769	5/15/14	ACKEEX/ACKERCO 043014	Linda Ackerman April 2014 Business expense	78.40
125770		APR2014	April 2014 MET Director's compensation ***Total ***	2,443.30 2,521.70
125773	5/15/14	BACATI 042514	Tiffany Baca March-April 2014 Business expense ***Total ***	94.80 94.80
125774	5/15/14	BURKED 050614	Darcy M. Burke April-May 2014 Business expense ***Total ***	509.15 509.15
125775	5/15/14	C3OFFI INV25961	C3 Office Solutions LLC May 2014 Copier maintenance ***Total ***	216.72 216.72
125777	5/15/14	CLARKW 043014	Wayne Clark April 2014 Business expense ***Total ***	100.80 100.80
125780	5/15/14	DELAGE 41017313	De Lage Landen Public Finance May 2014 Copier lease ***Total ***	509.00 509.00
125781	5/15/14	NAMELI 041214	Elizabeth Nam March-April 2014 Business expense ***Total ***	44.52 44.52
125782	5/15/14	HEDGES 050114	Steve Hedges April-May 2014 Business expense ***Total ***	56.00 56.00
125785	5/15/14	IRONMO KPH7992	Iron Mountain May 2014 Storage/retrieval of archived documents ***Total ***	454.38 454.38

**Municipal Water District of Orange County
Disbursement Ratification Report
For the month of May 2014**

Check #	Date	Vendor # Invoice/CM #	Name / Description	Net Amount
125791	5/15/14	FRANKS	Sarah Franks	
		042614	April 2014 Business expense	116.57
			***Total ***	116.57
125792	5/15/14	SECKEL	Karl Seckel	
		042714	February-April 2014 Business expense	352.63
			***Total ***	352.63
125795	5/15/14	TIMEWA	Time Warner Cable	
		3564-MAY14	May 14 Telephone expense for 4 analog fax lines	127.22
			***Total ***	127.22
125832	5/15/14	USBANK	U.S. Bank	
		APR14	3/24/14-4/22/14 Cal Card charges	5,787.08
			***Total ***	5,787.08
			(See attached sheet for details)	
125833	5/15/14	LAMVIV	Vivian Lam	
		042414	March-April 2014 Business expense	158.93
			***Total ***	158.93
ACH000914	5/15/14	BARBCO	Brett Barbre	
		APR2014	April 2014 MET Director's compensation	2,443.30
			***Total ***	2,443.30
ACH000915	5/15/14	BAUMHA	Melissa Baum-Haley	
		033114	March 2014 Business expense	106.26
			***Total ***	106.26
ACH000916	5/15/14	BERGJO	Joseph Berg	
		050714	April-May 2014 Business expense	40.00
			***Total ***	40.00
ACH000919	5/15/14	DELATO	Harvey De La Torre	
		042314	April 2014 Business expense	36.18
			***Total ***	36.18
	5/15/14	DICKCO/DICKEX	Larry Dick	
ACH000920		APR2014	April 2014 MET Director's compensation	2,443.30
ACH000921		043014	April 2014 Business expense	158.48
			***Total ***	2,601.78
ACH000926	5/15/14	FINNEG	Joan Finnegan	
		043014	April 2014 Business expense	111.33
			***Total ***	111.33

**Municipal Water District of Orange County
Disbursement Ratification Report
For the month of May 2014**

<i>Check #</i>	<i>Date</i>	<i>Vendor # Invoice/CM #</i>	<i>Name / Description</i>	<i>Net Amount</i>
<i>ACH000929</i>	<i>5/15/14</i>	<i>HINMAN 043014</i>	<i>Susan Hinman</i> April 2014 Business expense ***Total ***	 397.27 397.27
<i>ACH000941</i>	<i>5/15/14</i>	<i>THOMAS 043014</i>	<i>Jeffery Thomas</i> April 2014 Business expense ***Total ***	 334.88 334.88
<i>125834</i>	<i>5/19/14</i>	<i>BUIFEL 051714</i>	<i>Tiffany Feliciano</i> May 2014 Business expense ***Total ***	 80.43 80.43
<i>125836</i>	<i>5/30/14</i>	<i>GRECOW 123113 032714</i>	<i>Warren Greco</i> September-October 2013 Business expense January-March 2014 Business expense ***Total ***	 169.50 185.92 355.42
<i>125840</i>	<i>5/30/14</i>	<i>LYONKE 043014</i>	<i>Keith Lyon</i> March-April 2014 Business expense ***Total ***	 83.16 83.16
<i>125843</i>	<i>5/30/14</i>	<i>SECKEL 051214</i>	<i>Karl Seckel</i> April-May 2014 Business expense ***Total ***	 8.22 8.22
<i>ACH000945</i>	<i>5/30/14</i>	<i>BAUMHA 022814</i>	<i>Melissa Baum-Haley</i> February 2014 Business expense ***Total ***	 108.47 108.47
<i>ACH000946</i>	<i>5/30/14</i>	<i>DELATO 050914</i>	<i>Harvey De La Torre</i> May 2014 Business expense ***Total ***	 108.32 108.32
<i>ACH000950</i>	<i>5/30/14</i>	<i>OUWERK 043014</i>	<i>Jessica H. Ouwerkerk</i> March-April 2014 Business expense ***Total ***	 307.97 307.97
<i>ACH000951</i>	<i>5/30/14</i>	<i>HUNTER 051414</i>	<i>Robert J. Hunter</i> 5/16/14 OC Water Summit venue, food & beverage payment to Disney Resort ***Total ***	 13,160.32 13,160.32
Total Core Disbursements				32,301.80

**Municipal Water District of Orange County
Disbursement Ratification Report
For the month of May 2014**

<i>Check #</i>	<i>Date</i>	<i>Vendor # Invoice/CM #</i>	<i>Name / Description</i>	<i>Net Amount</i>
Choice Disbursements:				
125832	5/15/14	USBANK APR14	U.S. Bank 3/24/14-4/22/14 Cal Card charges ***Total *** (See attached sheet for details)	320.49 320.49
ACH000916	5/15/14	BERGJO 050714	Joseph Berg April-May 2014 Business expense ***Total ***	22.33 22.33
ACH000950	5/30/14	OUWERK 043014	Jessica H. Ouwerkerk March-April 2014 Business expense ***Total ***	104.63 104.63
Total Choice Disbursements				447.45
Other Funds Disbursements:				
125766	5/12/14	ATTEOC 4492-APR14 8200-APR14 0532-APR14	AT&T April 2014 S. EOC telephone expense April 2014 N. EOC telephone expense April 2014 N. EOC dedicated phone line ***Total ***	217.23 152.98 117.47 487.68
125783	5/15/14	HUBBAR 041114 042814	Kelly Hubbard April 2014 Business expense for Harvard Leadership training March-April 2014 Business expense ***Total ***	122.88 181.68 304.56
125787	5/15/14	TOMALO 050114	Louay Toma March-May 2014 Business expense ***Total ***	152.02 152.02
125832	5/15/14	USBANK APR14	U.S. Bank 3/24/14-4/22/14 Cal Card charges ***Total *** (See attached sheet for details)	495.84 495.84
125835	5/30/14	CATALI 0010053	Catalina Island Conservancy May 2014 WEROC radio repeater site lease ***Total ***	1,484.32 1,484.32
125837	5/30/14	HUBBAR 022814	Kelly Hubbard February 2014 Business expense ***Total ***	52.06 52.06

**Municipal Water District of Orange County
Disbursement Ratification Report
For the month of May 2014**

<i>Check #</i>	<i>Date</i>	<i>Vendor # Invoice/CM #</i>	<i>Name / Description</i>	<i>Net Amount</i>
125842	5/30/14	SDG&E 7768-MAY14	SDG&E 4/20/14-5/19/14 Electrical service for Doheny Ocean Desal project ***Total ***	251.08 251.08
ACH000952	5/30/14	SANTAM MAR2014	Santa Margarita Water District March 2014 SCP Operation surcharge ***Total ***	22,761.06 22,761.06
ACH000953	5/30/14	SPRINT 320982721-117	Sprint May 2014 WEROC cell phone expense ***Total ***	41.88 41.88
WIRE-140530	5/30/14	METWAT 7980	Metropolitan Water District March 2014 Water Deliveries ***Total ***	14,091,211.05 14,091,211.05
Total Other Funds Disbursements				<u>14,117,241.55</u>
Total Disbursements				<u><u>14,149,990.80</u></u>



Robert J. Hunter, General Manager



Hilary Chumpitazi, Deputy Treasurer

Cal Card Statement Detail
Statement Date: April 22, 2014
Payment Date: May 15, 2014

Date	Description	Amount
<u>Karl's Card</u>		
03/25/14	UPS delivery charges for Board & Committee packets on Mar. 13, 2014	\$ 6.68
03/25/14	Sympathy flowers for Director	106.21
03/26/14	Sign for OC Garden Friendly program events	320.49
03/29/14	FedEx delivery charges for Board of Supervisors on Mar. 26, 2014	16.68
03/31/14	ACWA Spring conference in Monterey, CA from May 6-9, 2014 - Registration for R. Hunter	695.00
04/02/14	FedEx delivery charges for Board of Supervisors on Mar. 31, 2014	16.68
04/02/14	Orange County Water Association lunch meeting in Orange, CA on Apr. 16, 2014 - Registration for K. Hubbard & L. Toma	80.00
04/02/14	2 Signs for WEROC EOCs	381.27
04/03/14	ACWA Spring conference in Monterey, CA from May 6-9, 2014 - Registration cancellation fee for Director Clark	75.00
04/03/14	Lunch for O.C. MET Caucus on Apr. 3, 2014	299.26
04/03/14	Sandwiches for Elected Officials meeting on Apr. 3, 2014	715.82
04/06/14	California Department of Public Health Services meeting in Sacramento, CA on Apr. 22, 2014 - Accommodations for D. Burke	251.95
04/07/14	California Urban Water Conservation Council Landscape symposium in Rancho Cucamonga, CA on May 22, 2014 - Registration for J. Berg, S. Hedges, M. Baum-Haley, S. Ramirez, B. Fahl & E. Nam	270.00
04/07/14	ACWA Spring conference in Monterey, CA from May 6-9, 2014 - Registration for K. Seckel	695.00
04/08/14	UPS delivery charges for Board & Committee packets on Mar. 6 & 11, 2014	43.19
04/09/14	ACWA Spring conference in Monterey, CA from May 6-9, 2014 - Registration for H. De La Torre	695.00
04/14/14	Computer supply for WEROC	34.57
04/14/14	Legislative activities in Washington, DC from May 14-16, 2014 - Airfare for Director Barbre	700.99 ¹
04/15/14	UPS delivery charges for CA Screenprinting on Apr. 3, 2014 and Board & Committee packets on Apr. 4, 2014	64.32
04/16/14	Southern California Water Committee Quarterly meeting in Montclair, CA on Apr. 25, 2014 - Registration for R. Bell	70.00
04/17/14	Sympathy flowers for Director	82.56
04/21/14	Programs printed for Director Foley's memorial service.	586.47
Total		<u>\$ 6,207.14</u>

¹ Director Barbre reimbursed MWDOC \$249.00

Cal Card Statement Detail
Statement Date: April 22, 2014
Payment Date: May 15, 2014

Date	Description	Amount
<u>Rob's Card</u>		
3/24/14-4/22/14	Meals for R. Hunter's meetings on various dates	\$ 256.27
03/31/14	Fastrak toll roads	100.00
04/12/14	State Water Project inspection trip from Apr. 11-12, 2014 - Parking for R. Hunter	40.00
Total		<u><u>\$ 396.27</u></u>

Municipal Water District of Orange County
GM Approved Disbursement Report ⁽¹⁾
For the month of May 2014

<i>Check #</i>	<i>Date</i>	<i>Vendor # Invoice/CM #</i>	<i>Name / Description</i>	<i>Net Amount</i>
Core Disbursements:				
Total Core Disbursements				<u>0.00</u>
Choice Disbursements:				
Total Choice Disbursements				<u>0.00</u>
Other Funds Disbursements:				
Total Other Funds Disbursements				<u>0.00</u>
Total Disbursements				<u><u>0.00</u></u>

No items to report



Robert J. Hunter, General Manager



Hilary Chumpitazi, Deputy Treasurer

(1) For disbursements that did not make the cut-off of previous month's Disbursement Approval report.
Disbursements are approved by GM for payment and need A & F Committee ratification.

**Municipal Water District of Orange County
WATER USE EFFICIENCY PROJECTS
Cash Flow as of 5/31/14**

Cash - Beginning Balance													
Jul 2013	Aug 2013	Sep 2013	Oct 2013	Nov 2013	Dec 2013	Jan 2014	Feb 2014	Mar 2014	Apr 2014	May 2014	Jun 2014	TOTALS	
\$ (204,195.07)	\$ (120,906.78)	\$ 153,254.44	\$ 203,884.71	\$ 194,437.45	\$ 86,512.97	\$ 298,487.84	\$ 269,698.65	\$ 215,800.74	\$ 285,912.59	\$ 242,810.58	\$ 241,423.54		
REVENUES:													
BUREC					129,236.42			30,253.50		168,063.20		\$ 327,553.12	
City of Anaheim, Brea, Buena Park	75.00				75.00	561.00	1,335.00	75.00		75.00		\$ 2,196.00	
City of Fountain Valley, Fullerton			84.96			9.96	5.48	69.00	75.00			\$ 244.40	
City of Garden Grove, Huntington Beach	105.00	224.28	394.96		75.00		197.90	180.00	315.00	105.00		\$ 1,672.14	
City of La Palma, La Habra, Newport Bch		9.96	150.00	150.00			9.96	75.00				\$ 394.92	
City of Santa Ana, San Clemente	300.00	75.00	220.91	75.00			330.00	150.00	180.00	735.00		\$ 2,065.91	
City of San Juan Capistrano	105.00	315.00		241.92			168.72	210.00	420.00	210.00		\$ 1,670.64	
City of Tustin, Westminster	315.00	285.00	75.00	70.91	150.00		150.00	69.00				\$ 1,202.16	
City of Orange, CUWOC	945.00	7,842.25	554.85	324.96	180.00		69.00	285.00	495.00	840.00		\$ 11,536.06	
Department of Water Resources	6,502.95		11,804.40			3,145.66		74,156.40		14,464.80		\$ 201,392.91	
East Orange County Water District												\$ -	
El Toro Water District	7,198.83		2,743.20	2,796.39	4,569.99	500.00	1,311.00	2,061.00	2,044.00			\$ 23,224.41	
Golden State Water Company	525.00		892.84	1,039.99	210.00	105.00	1,293.72	4,646.00	735.00	1,635.00		\$ 13,705.49	
Irvine Ranch Water District	55,800.00		1,500.00	43,514.14	2,250.00	750.00	18,660.00	35,281.24	34,331.10	9,362.50		\$ 268,305.97	
Laguna Beach County Water District			9.96		75.00		889.00			75.00		\$ 1,048.96	
Mesa Water District	654.96		75.00		75.00			375.00	150.00			\$ 1,329.96	
Metropolitan Water District	116,677.96	292,381.42	722.05	5,372.28	158,856.54		2,441.39					\$ 598,677.43	
Moulton Niguel Water District, NRCS	234.96	75.00	491.97		361.55	375.00	594.00	150.00	225.00			\$ 2,507.48	
MWDOC				54,000.00			7,600.00					\$ 61,600.00	
Santa Margarita Water District	300.00	534.96	1,106.21	6,402.99	3,333.94	1,258.00	3,610.00	5,140.88	2,540.28	644.00		\$ 25,118.25	
Serrano Water District												\$ -	
South Coast Water District		143.00					144.00					\$ 287.00	
State Water Resources Control Board		127,400.00										\$ 127,400.00	
Yorba Linda Water District		75.00		159.98		75.00	84.96		150.00			\$ 544.94	
Miscellaneous Revenues													
Interest Revenue	1.20					121.52			167.10			\$ 289.82	
Total Revenues	189,635.86	429,306.63	99,944.93	126,357.88	29,815.02	73,008.13	38,894.13	153,177.02	41,827.48	196,209.50	-	\$ 1,673,967.97	
EXPENDITURES:													
Alliance for WUE, A&N Technical	11,070.00	3,295.00	2,170.00	1,143.50								17,678.50	
Aquaficient, ABG Mktg.	1,500.00	1,500.00	1,500.00	1,500.00	1,500.00	1,500.00	1,500.00	1,500.00	1,500.00	1,500.00		16,500.00	
Bridgecreek landscape, Boeing						37,924.96						37,924.96	
Conservation Consulting, LLC, Earthco	7,659.00	7,105.50	6,858.00	7,818.75	7,326.00	7,175.25	6,132.00	7,211.25	7,062.75	7,022.25		78,399.75	
City of Buena Park, City of Newport Bch	54,622.00	31,700.00			95,532.00	16,632.00	15,002.00		6,630.00	6,592.00		226,710.00	
City of San Clemente, San Juan Cap		105.00										105.00	
City of Tustin, City of Westminster		210.00		439.50								649.50	
EOCWD, El Toro WD, Fountain Valley												-	
Eco friendly landscape, EIS		8,850.00					7,200.00	6,450.00		1,200.00		23,700.00	
Garden Grove, Hotel Prog part, IRWD					6,350.00				20,000.00	46,350.00		72,700.00	
Laguna Beach CWD									11,520.00	15,828.00		27,348.00	
MET, MESA, MNWD				8,060.72		24,066.44		17,935.77	4,022.24	1,404.60		55,489.77	
Mission RCD, Oakley, Paradise Designs	10,398.07	8,684.21	7,246.00	22,135.63	21,301.33		8,883.94	22,015.61		14,655.99		115,320.78	
SNMWD, SCWD, Survey Gizmo				3,115.02		675.00		270.62				4,060.64	
Turf Removal, URS Corp	16,118.50	90,345.70	21,493.77	84,789.00	23,521.50	23,781.92	54,074.10	19,952.50	11,834.50	103,043.70		478,367.19	
University of California, Irvine									20,310.00			20,310.00	
Wade Landscaping, Waterwise Consult	4,980.00	3,350.00	2,050.00	1,700.00	3,510.00	6,820.00		1,250.00	2,050.00			25,710.00	
Yorba Linda Water District												-	
Miscellaneous Expenses													
Interest Expense				41.86								41.86	
Salary & Benefit			7,996.89	5,061.16		7,795.94		6,479.42				27,333.41	
Total Expenditures	106,347.57	155,145.41	49,314.66	135,805.14	137,739.50	83,816.52	92,792.04	83,065.17	84,929.49	197,596.54	-	\$ 1,228,349.36	
Cash - Ending Balance	\$ (120,906.78)	\$ 153,254.44	\$ 203,884.71	\$ 194,437.45	\$ 86,512.97	\$ 298,487.84	\$ 269,698.65	\$ 215,800.74	\$ 242,810.58	\$ 241,423.54	\$ 241,423.54		



Municipal Water District of Orange County Consolidated Summary of Cash and Investment

April 30, 2014

Street Address:

18700 Ward Street
Fountain Valley, California 92708

Mailing Address:

P.O. Box 20895
Fountain Valley, CA 92728-0895

(714) 963-3058

Fax: (714) 964-9389

www.mwdoc.com

Joan C. Finnegan
President

Jeffery M. Thomas
Vice President

Brett R. Barbre
Director

Larry D. Dick
Director

Wayne A. Clark
Director

Susan Hinman
Director

Wayne Osborne
Director

Robert J. Hunter
General Manager

MEMBER AGENCIES

City of Brea
City of Buena Park
East Orange County Water District
El Toro Water District
Emerald Bay Service District
City of Fountain Valley
City of Garden Grove
Golden State Water Co.
City of Huntington Beach
Irvine Ranch Water District
Laguna Beach County Water District
City of La Habra
City of La Palma
Mesa Water District
Moulton Niguel Water District
City of Newport Beach
City of Orange
Orange County Water District
City of San Clemente
City of San Juan Capistrano
Santa Margarita Water District
City of Seal Beach
Serrano Water District
South Coast Water District
Trabuco Canyon Water District
City of Tustin
City of Westminster
Yorba Linda Water District

District investments and cash balances are held in various funds designated for certain purposes as follows:

Fund	Book Value	% of Portfolio
Designated Reserves		
General Operations	\$1,687,565	20.67%
Grant & Project Cash Flow	1,000,000	12.25%
Building Repair	239,491	2.93%
Total Designated Reserves	2,927,056	35.85%
General Fund	2,376,456	29.11%
Water Fund	2,204,859	27.01%
Conservation Fund	242,810	2.97%
Desalination Feasibility Study Fund	325,352	3.99%
WEROC Fund	84,424	1.03%
Water Trailers Grant	0	0.00%
Trustee Activities	3,634	0.04%
Total	\$8,164,591	100.00%

The funds are invested as follows:

Term of Investment	% of Portfolio	Book Value	Market Value
Cash	2.23%	\$182,107	\$182,107
Short-term investment			
• LAIF	43.06%	\$3,515,797	\$3,515,797
• OCIP	28.94%	2,362,594	2,362,594
Long-term investment			
• Misc. Securities	24.55%	2,004,093	2,067,703
• Certificates of Deposit	1.22%	100,000	99,777
Total	100.00%	\$8,164,591	\$8,227,978

The average number of days to maturity/call as of April 30, 2014 equaled 131 and the average yield to maturity is 1.029%. During the month, the District's average daily balance was \$16,153,055.54. Funds were invested in Federal Agency Issues, Certificates of Deposit, Negotiable CD's, Miscellaneous Securities, the Local Agency Investment Funds (LAIF) and the Orange County Investment Pool (OCIP) during the month of April 2014.


The \$63,387 difference between the book value and the market value on April 30, 2014 represents the exchange difference if all investments had been liquidated on that date. Since it is the District's practice to "buy and hold" investments until maturity, the market values are a point of reference, not an indication of actual loss or gain. There are no current plans or cash flow requirements identified in the near future that would require the sale of these securities prior to maturity.


Robert J. Hunter
General Manager


Hilary Chumpitazi
Deputy Treasurer

MUNICIPAL WATER DISTRICT OF ORANGE COUNTY

Portfolio Management - Portfolio Summary April 30, 2014



4/30/2014	Par Value	Market Value	Book Value	% of Portfolio	Days to Mat/Call	YTM @ Cost
Certificates of Deposit - Bank	100,000.00	99,777.00	100,000.00	1.25	999	1.050
Local Agency Investment Funds	3,515,797.52	3,515,797.52	3,515,797.52	44.07	1	0.233
Miscellaneous Securities - Coupon	2,000,000.00	2,067,702.50	2,004,092.54	25.07	472	3.346
Orange County Investment Pool	2,362,594.13	2,362,594.13	2,362,594.13	29.61	1	0.252
Total Investments	7,978,391.65	8,045,871.15	7,982,484.19	100.00%	131	1.029

Cash						
Passbook Checking	182,107.03	182,107.03	182,107.03		1	0.00
Total Cash and Investments	8,160,498.68	8,227,978.18	8,164,591.22		131	1.029

Total Earnings	Month Ending April	Fiscal Year to Date
Current Year	8,142.17	90,877.05
Average Daily Balance	16,153,055.54	
Effective Rate of Return	1.029%	

We certify that this report reflects the cash and investments of the Municipal Water District of Orange County and is in conformity with the Government Code requirements and the District Investment Policy and Guidelines in effect at the time of investment. The Investment Program herein shown provides sufficient cash flow liquidity to meet the next six month's estimated expenditure. The source for the market values are from Union Bank.


Robert J. Hunter, General Manager

5-30-14
Date


Hilary Chumipitazi, Deputy Treasurer

5/23/2014
Date

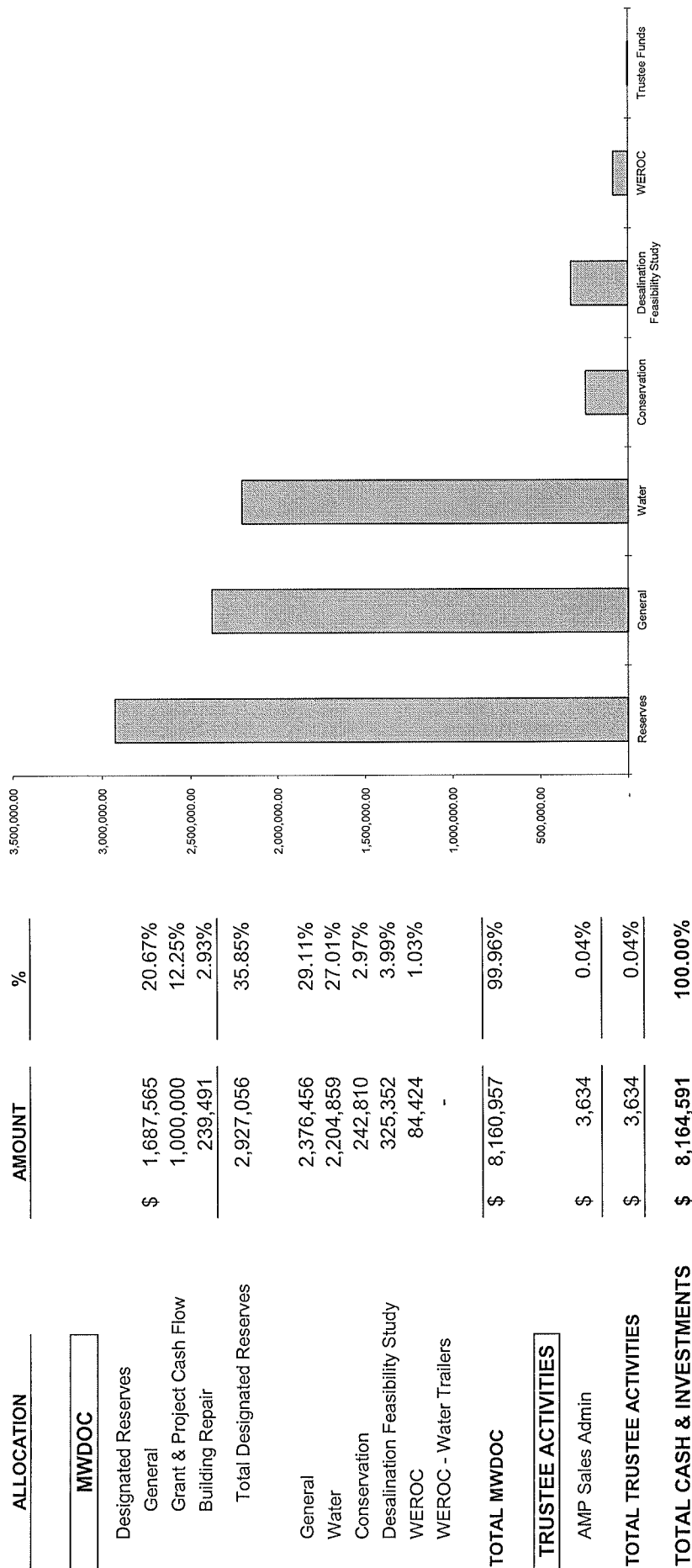
MUNICIPAL WATER DISTRICT OF ORANGE COUNTY
Portfolio Management
Long-Term Portfolio Details - Investments
April 30, 2014

Issuer	CUSIP/Ticker	Settlement Date	Par Value	Market Value	Book Value	Coupon Rate	YTM @ Cost	Days To Call/Maturity	Maturity Date
Certificate of Deposit - Bank									
Goldman Sachs Bank	38143A4T9	1/23/2013	100,000.00	99,777.00	100,000.00	1.050	1.050	999	1/23/2017
Sub Total			100,000.00	99,777.00	100,000.00	1.050	1.050	999	
Miscellaneous Securities - Coupon									
Bank of America	06051GED7	10/14/2010	250,000.00	259,385.00	252,161.14	3.700	3.000	489	9/1/2015
JPMorgan Chase	46625HHR4	11/23/2010	250,000.00	257,687.50	251,881.72	3.400	2.700	420	6/24/2015
MetLife Global	59217GAD1	2/25/2011	500,000.00	519,840.00	500,924.00	3.125	3.007	621	1/11/2016
Morgan Stanley	61747YCT0	3/9/2011	500,000.00	518,865.00	499,594.61	3.450	3.508	551	11/2/2015
UBS Financial Services	90261XFY3	6/10/2010	500,000.00	511,925.00	499,531.07	3.875	4.020	260	1/15/2015
Sub Total			2,000,000.00	2,067,702.50	2,004,092.54	3.500	3.346	472	
Total Investments			2,100,000.00	2,167,479.50	2,104,092.54	3.383	3.237	497	
Total Earnings									
Current Year			5,489.74		57,374.24				

MUNICIPAL WATER DISTRICT OF ORANGE COUNTY
Portfolio Management
Short-Term Portfolio Details - Cash and Investments
April 30, 2014

Investments	CUSIP/Ticker	Settlement Date	Par Value	Market Value	Book Value	Coupon Rate	YTM @ Cost	Days To Call/Maturity	Maturity Date
Local Agency Investment Funds									
LAIF LGIP	LAIF	6/30/2010	3,515,797.52	3,515,797.52	3,515,797.52	0.233	0.233	1	N/A
Sub Total			3,515,797.52	3,515,797.52	3,515,797.52	0.233	0.233	1	
Orange County Investment Pool									
County of Orange LGIP	OCIP	6/29/2005	2,362,594.13	2,362,594.13	2,362,594.13	0.252	0.252	1	N/A
Sub Total			2,362,594.13	2,362,594.13	2,362,594.13	0.252	0.252	1	
Total Investments									
			5,878,391.65	5,878,391.65	5,878,391.65	0.241	0.241		
Passbook Checking									
Bank of America Cash	CASH0547	7/1/2011	181,607.03	181,607.03	181,607.03	0.000	0.000	1	N/A
Petty Cash Cash	CASH	7/1/2011	500.00	500.00	500.00	0.000	0.000	1	N/A
Total Cash			182,107.03	182,107.03	182,107.03	0.000	0.000	1	
Total Cash and Investments									
			6,060,498.68	6,060,498.68	6,060,498.68	0.241	0.241	1	
Total Earnings									
Current Year			2,652.43						33,502.81

Municipal Water District of Orange County
Cash and Investments at April 30, 2014



MUNICIPAL WATER DIST OF ORANGE COUNTY
PARS GASB 45 Program

Monthly Account Report for the Period
4/1/2014 to 4/30/2014

Rob Hunter
General Manager
Municipal Water Dist of Orange County
18700 Ward Street
Fountain Valley, CA 92708

Account Summary

Source	Beginning Balance as of 4/1/2014	Contributions	Earnings	Expenses	Distributions	Transfers	Ending Balance as of 4/30/2014
Employer Contribution	\$864,589.15	\$0.00	-\$1,409.83	\$500.07	\$0.00	\$0.00	\$862,679.25
Totals	\$864,589.15	\$0.00	-\$1,409.83	\$500.07	\$0.00	\$0.00	\$862,679.25

Investment Selection

Moderate HighMark PLUS

Investment Objective

The dual goals of the Moderate Strategy are growth of principal and income. It is expected that dividend and interest income will comprise a significant portion of total return, although growth through capital appreciation is equally important. The portfolio will be allocated between equity and fixed income investments.

Investment Return

1-Month	3-Months	1-Year	Annualized Return			Inception Date
			3-Years	5-Years	10-Years	
-0.16%	2.18%	8.67%	N/A	N/A	N/A	10/26/2011

Information as provided by US Bank, Trustee for PARS; Not FDIC Insured; No Bank Guarantee; May Lose Value

Past Performance does not guarantee future results. Performance returns may not reflect the deduction of applicable fees, which could reduce returns. Information is deemed reliable but may be subject to change.

Investment Return: Annualized rate of return is the return on an investment over a period other than one year multiplied or divided to give a comparable one-year return.

Inception Date: Plans inception date

MUNICIPAL WATER DISTRICT OF ORANGE COUNTY
COMBINED FINANCIAL STATEMENTS
AND
BUDGET COMPARATIVE
JULY 1, 2013 THRU APRIL 30, 2014

**Municipal Water District of Orange County
Combined Balance Sheet
As of April 30, 2014**

<u>ASSETS</u>	Amount
Cash in Bank	182,107.03
Investments	7,982,484.19
Accounts Receivable	34,086,810.62
Accounts Receivable - Other	204,126.31
Accrued Interest Receivable	26,511.42
Prepays/Deposits	380,809.63
Leasehold Improvements	2,796,412.08
Furniture, Fixtures & Equipment	536,387.64
Less: Accum Depreciation	(2,379,678.75)
TOTAL ASSETS	<u>\$43,815,970.17</u>
 <u>LIABILITIES AND FUND BALANCES</u>	
Liabilities	
Accounts Payable	34,653,890.65
Accrued Salaries and Benefits Payable	334,050.26
Other Liabilities	435,857.15
Other post employment benefits (OPEB) liabilities	31,956.00
Unearned Revenue	1,178,339.71
Total Liabilities	<u>36,634,093.77</u>
 Fund Balances	
Restricted Fund Balances	
Water Fund - T2C	1,011,498.88
Water Fund - CC	90,379.54
Total Restricted Fund Balances	<u>1,101,878.42</u>
Unrestricted Fund Balances	
Designated Reserves	
General Operations	1,655,608.61
Grant & Project Cash Flow	1,000,000.00
Building Repair	239,491.00
Total Designated Reserves	<u>2,895,099.61</u>
GENERAL FUND	1,270,445.12
WEROC	49,543.25
Total Unrestricted Fund Balances	<u>4,215,087.98</u>
Excess Revenue over Expenditures	
Operating Fund	1,813,986.17
Other Funds	50,923.83
Total Fund Balance	<u>7,181,876.40</u>
TOTAL LIABILITIES AND FUND BALANCES	<u>\$43,815,970.17</u>

Municipal Water District of Orange County
Revenues and Expenditures Budget Comparative Report
General Fund
From July 2013 thru April 2014

	Month to Date	Year to Date	Annual Budget	% Used	Encumbrance	Budget Remaining
<u>REVENUES</u>						
Retail Connection Charge	0.00	5,129,804.40	5,121,824.00	100.16%	0.00	(7,980.40)
Water Increment	<u>56,840.38</u>	<u>643,886.70</u>	<u>709,840.00</u>	<u>90.71%</u>	<u>0.00</u>	<u>65,953.30</u>
Water rate revenues	56,840.38	5,773,691.10	5,831,664.00	99.01%	0.00	57,972.90
Interest Revenue	<u>7,863.99</u>	<u>88,182.78</u>	<u>138,000.00</u>	<u>63.90%</u>	<u>0.00</u>	<u>49,817.22</u>
Subtotal	64,704.37	5,861,873.88	5,969,664.00	98.19%	0.00	107,790.12
Choice Programs	0.00	916,312.10	907,846.00	100.93%	0.00	(8,466.10)
Miscellaneous Income	(254.88)	2,316.96	3,000.00	77.23%	0.00	683.04
School Contracts	9,245.76	74,795.21	70,000.00	106.85%	0.00	(4,795.21)
Delinquent Payment Penalty	<u>57.35</u>	<u>57.35</u>	<u>0.00</u>		<u>0.00</u>	<u>(57.35)</u>
Subtotal	<u>9,048.23</u>	<u>993,481.62</u>	<u>980,846.00</u>	<u>101.29%</u>	<u>0.00</u>	<u>(12,635.62)</u>
TOTAL REVENUES	<u>73,752.60</u>	<u>6,855,355.50</u>	<u>6,950,510.00</u>	<u>98.63%</u>	<u>0.00</u>	<u>95,154.50</u>

Municipal Water District of Orange County
Revenues and Expenditures Budget Comparative Report
General Fund
From July 2013 thru April 2014

	Month to Date	Year to Date	Annual Budget	% Used	Encumbrance	Budget Remaining
<u>EXPENSES</u>						
Salaries & Wages	226,206.98	2,326,610.00	2,848,711.00	81.67%	0.00	522,101.00
Salaries & Wages - Grant Recovery	0.00	(21,059.67)	(20,851.00)	101.00%	0.00	208.67
Directors' Compensation	16,614.44	148,333.27	200,357.00	74.03%	0.00	52,023.73
MWD Representation	7,329.90	66,400.41	114,490.00	58.00%	0.00	48,089.59
Employee Benefits	67,667.43	679,581.82	962,227.00	70.63%	0.00	282,645.18
OPEB Annual Contribution	0.00	0.00	111,112.00	0.00%	0.00	111,112.00
Employee Benefits - Grant Recovery	0.00	(6,273.74)	0.00	0.00%	0.00	6,273.74
Director's Benefits	7,282.54	71,170.68	87,592.00	81.25%	0.00	16,421.32
Health Ins \$'s for Retirees	5,706.08	42,707.24	44,463.00	96.05%	0.00	1,755.76
Training Expense	0.00	1,639.00	11,600.00	14.13%	0.00	9,961.00
Tuition Reimbursement	0.00	3,728.60	6,000.00	62.14%	0.00	2,271.40
Personnel Expenses	330,807.37	3,312,837.61	4,365,701.00	75.88%	0.00	1,047,784.95
Engineering Expense	4,500.00	52,500.00	170,000.00	30.88%	9,000.00	108,500.00
Legal Expense	17,837.01	285,350.36	304,500.00	93.71%	71,891.14	(52,741.50)
Audit Expense	0.00	17,900.00	23,000.00	77.83%	0.00	5,100.00
Professional Services	47,670.38	542,212.74	795,313.00	68.18%	100,914.01	152,186.25
Professional Fees	70,007.39	897,963.10	1,292,813.00	69.46%	181,805.15	213,044.75
Conference-Staff	2,425.00	7,855.00	12,520.00	62.74%	0.00	4,665.00
Conference-Directors	75.00	3,133.00	7,960.00	39.36%	0.00	4,827.00
Travel & Accom.-Staff	329.95	17,699.13	28,360.00	62.41%	0.00	10,660.87
Travel & Accom.-Directors	451.99	10,304.14	15,950.00	64.60%	0.00	5,645.86
Travel & Conference	3,281.94	38,991.27	64,790.00	60.18%	0.00	25,798.73
Membership/Sponsorship	50.00	80,129.93	88,087.00	90.97%	0.00	7,957.07
CDR Support	0.00	29,969.25	39,140.00	76.57%	9,989.75	(819.00)
Dues & Memberships	50.00	110,099.18	127,227.00	86.54%	9,989.75	7,138.07
Business Expense	599.08	5,342.17	7,000.00	76.32%	0.00	1,657.83
Maintenance Office	7,744.37	77,268.89	104,880.00	73.67%	13,051.74	14,559.37
Building Repair & Maintenance	174.22	7,044.72	0.00	0.00%	4,678.33	(11,723.05)
Storage Rental & Equipment Lease	963.38	11,667.77	14,309.00	81.54%	2,640.23	1.00
Office Supplies	1,228.68	21,312.96	24,000.00	88.80%	727.28	1,959.76
Postage/Mail Delivery	558.93	8,598.72	15,100.00	56.95%	2,038.33	4,462.95
Subscriptions & Books	0.00	493.62	2,400.00	20.57%	0.00	1,906.38
Reproduction Expense	(182.35)	9,847.64	68,587.00	14.36%	9,828.45	48,910.91
Maintenance-Computers	0.00	2,435.44	7,500.00	32.47%	387.98	4,676.58
Software Purchase	0.00	1,769.94	9,500.00	18.63%	631.95	7,098.11
Software Support	2,326.87	21,342.01	54,400.00	39.23%	17,055.00	16,002.99
Automotive Expense	2,089.81	11,996.46	14,300.00	83.89%	0.00	2,303.54
Toll Road Charges	180.45	1,189.30	1,290.00	92.19%	0.00	100.70
Insurance Expense	8,377.97	87,131.09	96,000.00	90.76%	0.00	8,868.91
Utilities - Telephone	1,146.88	11,955.17	16,900.00	70.74%	0.00	4,944.83
Bank Fees	844.47	8,863.29	10,560.00	83.93%	0.00	1,696.71
Miscellaneous Expense	3,284.03	40,491.20	85,750.00	47.22%	2,844.74	42,414.06
MWDOC's Contrb. To WEROC	9,068.00	90,684.00	108,820.00	83.33%	0.00	18,136.00
Depreciation Expense	2,942.02	29,419.90	0.00	0.00%	0.00	(29,419.90)
Other Expenses	41,346.81	448,854.29	641,296.00	69.99%	53,884.03	138,557.68
Building Repair & Maintenance	0.00	216,837.00	315,000.00	68.84%	4,450.00	93,713.00
Capital Acquisition	785.16	15,786.88	23,500.00	67.18%	6,475.00	1,238.12
TOTAL EXPENSES	446,278.67	5,041,369.33	6,830,327.00	73.81%	256,603.93	1,532,353.74
NET INCOME (LOSS)	(372,526.07)	1,813,986.17	120,183.00			

Municipal Water District of Orange County
Revenues and Expenditures Budget Comparative Report
Water Fund
From July 2013 thru April 2014

	Month to Date	Year to Date	Annual Budget	% Used	Budget Remaining
<u>WATER REVENUES</u>					
Water Sales	18,814,107.00	146,330,138.60	145,306,842.00	100.70%	(1,023,296.60)
Readiness to Serve Charge	1,162,223.88	9,963,147.60	10,293,552.00	96.79%	330,404.40
Capacity Charge CCF	304,941.67	2,786,166.70	3,132,800.00	88.94%	346,633.30
SCP Surcharge	26,957.23	268,996.88	354,112.00	75.96%	85,115.12
Interest	221.77	2,388.37	4,630.00	51.58%	2,241.63
TOTAL WATER REVENUES	20,308,451.55	159,350,838.15	159,091,936.00	100.16%	(258,902.15)
<u>WATER PURCHASES</u>					
Water Sales	18,814,107.00	146,330,138.60	145,306,842.00	100.70%	(1,023,296.60)
Readiness to Serve Charge	1,162,223.88	9,963,147.60	10,293,552.00	96.79%	330,404.40
Capacity Charge CCF	304,941.67	2,786,166.70	3,132,800.00	88.94%	346,633.30
SCP Surcharge	26,957.23	268,996.88	354,112.00	75.96%	85,115.12
TOTAL WATER PURCHASES	20,308,229.78	159,348,449.78	159,087,306.00	100.16%	(261,143.78)
EXCESS OF REVENUE OVER EXPENDITURES	221.77	2,388.37	4,630.00		

Municipal Water District of Orange County
WUE Revenues and Expenditures (Actuals vs Budget)
From July 2013 thru April 2014

	Year to Date Actual	Annual Budget	% Used
Landscape Performance Certification			
Revenues	120,636.59	107,000.00	112.74%
Expenses	84,386.25	107,000.00	78.87%
Excess of Revenues over Expenditures	<u>36,250.34</u>	<u>0.00</u>	
SmarTimer Program			
Revenues	91,338.28	125,200.00	72.95%
Expenses	92,097.30	125,200.00	73.56%
Excess of Revenues over Expenditures	<u>(759.02)</u>	<u>0.00</u>	
Industrial Water Use Reduction			
Revenues	82,879.44	113,478.00	73.04%
Expenses	82,142.39	113,478.00	72.39%
Excess of Revenues over Expenditures	<u>737.05</u>	<u>0.00</u>	
Rotating Nozzles Rebate			
Revenues	151,679.32	0.00	0.00%
Expenses	151,749.17	0.00	0.00%
Excess of Revenues over Expenditures	<u>(69.85)</u>	<u>0.00</u>	
Hotel Water Use Reduction Program			
Revenues	63,030.00	189,484.00	33.26%
Expenses	86,451.32	189,484.00	45.62%
Excess of Revenues over Expenditures	<u>(23,421.32)</u>	<u>0.00</u>	
ULFT Rebate Program			
Revenues	54,659.27	40,000.00	136.65%
Expenses	53,259.12	40,000.00	133.15%
Excess of Revenues over Expenditures	<u>1,400.15</u>	<u>0.00</u>	
HECW Rebate Program			
Revenues	231,616.91	380,000.00	60.95%
Expenses	229,546.28	380,000.00	60.41%
Excess of Revenues over Expenditures	<u>2,070.63</u>	<u>0.00</u>	
CII Rebate Program			
Revenues	46,626.00	0.00	0.00%
Expenses	46,482.00	0.00	0.00%
Excess of Revenues over Expenditures	<u>144.00</u>	<u>0.00</u>	
Large Landscape Survey			
Revenues	49,322.55	21,600.00	228.35%
Expenses	67,751.62	21,600.00	313.66%
Excess of Revenues over Expenditures	<u>(18,429.07)</u>	<u>0.00</u>	
Indoor-Outdoor Survey			
Revenues	3,272.16	12,150.00	26.93%
Expenses	0.00	12,150.00	0.00%
Excess of Revenues over Expenditures	<u>3,272.16</u>	<u>0.00</u>	
Turf Removal Program			
Revenues	334,756.72	105,000.00	318.82%
Expenses	334,117.78	105,000.00	318.21%
Excess of Revenues over Expenditures	<u>638.94</u>	<u>0.00</u>	

Municipal Water District of Orange County
WUE & Other Funds Revenues and Expenditures (Actuals vs Budget)
From July 2013 thru April 2014

	Year to Date Actual	Annual Budget	% Used
WUE Master Plan			
Revenues	3,313.50	0.00	0.00%
Expenses	3,332.49	0.00	0.00%
Excess of Revenues over Expenditures	(18.99)	0.00	
WEROC			
Revenues	197,882.03	213,577.00	92.65%
Expenses	167,789.36	213,577.00	78.56%
Excess of Revenues over Expenditures	30,092.67	0.00	
WEROC Water Trailers			
Revenues	464,150.00	0.00	0.00%
Expenses	464,150.00	0.00	0.00%
Excess of Revenues over Expenditures	0.00	0.00	
WUE Projects			
Revenues	1,233,130.74	1,093,912.00	112.73%
Expenses	1,231,315.72	1,093,912.00	112.56%
Excess of Revenues over Expenditures	1,815.02	0.00	
RPOI Distributions			
Revenues	4,447,821.66	1,619,665.00	274.61%
Expenses	4,447,821.66	1,619,665.00	274.61%
Excess of Revenues over Expenditures	0.00	0.00	
Ocean Desalination			
Revenues	56,582.77	115,459.00	49.01%
Expenses	56,582.77	115,459.00	49.01%
Excess of Revenues over Expenditures	0.00	0.00	



ACTION ITEM
June 18, 2014

TO: Board of Directors

FROM: **Administration & Finance Committee**
(Directors Thomas, Finnegan, Osborne)

SUBJECT: APPOINTMENT OF TREASURER, DEPUTY TREASURER, AND ALTERNATE DEPUTY TREASURER(S)

STAFF RECOMMENDATION

Staff recommends the Board of Directors adopt Resolution appointing Hilary Chumpitazi as Treasurer, Robert Hunter as Deputy Treasurer, and Jeff Stalvey and Mary Snow Alternate Deputy Treasurers.

COMMITTEE RECOMMENDATION

To be determined.

DETAILED REPORT

Currently the Treasurer position is vacant, with Hilary Chumpitazi as Deputy Treasurer, and Robert Hunter as Alternate Deputy Treasurer. Because the Director of Finance position will remain vacant for a period of time, staff recommends appointing Hilary Chumpitazi (the Accounting Manager) to the position of Treasurer until such time as it appears necessary to fill the Director of Finance position. As a result, staff believes it would be prudent to appoint Robert Hunter as Deputy Treasurer, and appoint both Jeff Stalvey and Mary Snow as Alternate Deputy Treasurers.

Attached is the proposed Resolution.

Budgeted (Y/N):	Budgeted amount:	Core __	Choice __
Action item amount:		Line item:	
Fiscal Impact (explain if unbudgeted):			

RESOLUTION NO.

**A RESOLUTION OF THE BOARD OF DIRECTORS OF THE
MUNICIPAL WATER DISTRICT OF ORANGE COUNTY
APPOINTING TREASURER, DEPUTY TREASURER, AND ALTERNATE DEPUTY
TREASURER**

WHEREAS, the MWDOC Administrative Code and requires the Board to appoint the Secretary, Treasurer, and Legal Counsel on an annual basis (at the first regular meeting in January); and

WHEREAS, the Director of Finance customarily serves in the capacity of Treasurer, the Accounting Manager serves in the capacity of Deputy Treasurer, and the General Manager customarily serves as Alternate Deputy Treasurer; and

WHEREAS, as a result of the vacancy in the Director of Finance position there is currently no appointed Treasurer and no immediate plan to fill the Director of Finance position;

NOW, THEREFORE, BE IT RESOLVED as follows:

Hilary Chumpitazi is hereby appointed as Treasurer of the Municipal Water District of Orange County, effective immediately, the term of office to be at the pleasure of the Board.

Robert Hunter is hereby appointed as Deputy Treasurer of the Municipal Water District of Orange County, the term of office to be at the pleasure of the Board; and

Jeff Stalvey is hereby appointed as Alternate Deputy Treasurer of the Municipal Water District of Orange County, the term of office to be at the pleasure of the Board; and

Mary Snow is hereby appointed as Alternate Deputy Treasurer of the Municipal Water District of Orange County, the term of office to be at the pleasure of the Board.

Said Resolution was adopted, on roll call, by the following vote:

AYES:

NOES:

ABSTAIN:

ABSENT:

I HEREBY CERTIFY that the foregoing is a full, true and correct copy of Resolution No. _____ adopted by the Board of Directors of Municipal Water District of Orange County at its meeting of June 18, 2014.

Maribeth Goldsby, Secretary
Municipal Water District of Orange County



INFORMATION ITEM

June 11, 2014

TO: **Administration & Finance Committee**
(Directors Thomas, Osborne, Finnegan)

FROM: Robert Hunter, General Manager

Staff Contact: Lee Jacobi

SUBJECT: Monthly Water Usage Data, Tier 2 Projection, and Water Supply Info.

STAFF RECOMMENDATION

Staff recommends the Administration & Finance Committee receive and file this information.

COMMITTEE RECOMMENDATION

Committee recommends (To be determined at Committee Meeting)

REPORT

The attached figures show the recent trend of water consumption in Orange County (OC), an estimate of Tier 2 volume for MWDOC, and selected water supply information.

Fig. 1 OC Water Usage, Monthly by Supply Groundwater was the main supply in April.

Fig. 2 OC Water Usage, Monthly, Comparison to Previous Years Water usage in April 2014 was above the average of the previous four Aprils. This is consistent with dry weather this April.

Fig. 3 Historical OC Water Consumption OC water consumption of about 601,000 AF in FY 2012-13 was up about 5% from FY 2011-12 but still below the long-term average of 630,000 AF/yr. Although OC population has increased 20% over the past two decades, water usage has not increased on average. A long-term decrease in per-capita water usage is attributed mostly to Water Use Efficiency (water conservation) efforts.

Fig. 4 MWDOC "Firm" Water Purchases, 2014 "Firm" water above the Tier 1 limit will be charged at the higher Tier 2 rate. Our current projection of Tier 2 purchases is zero in 2014.

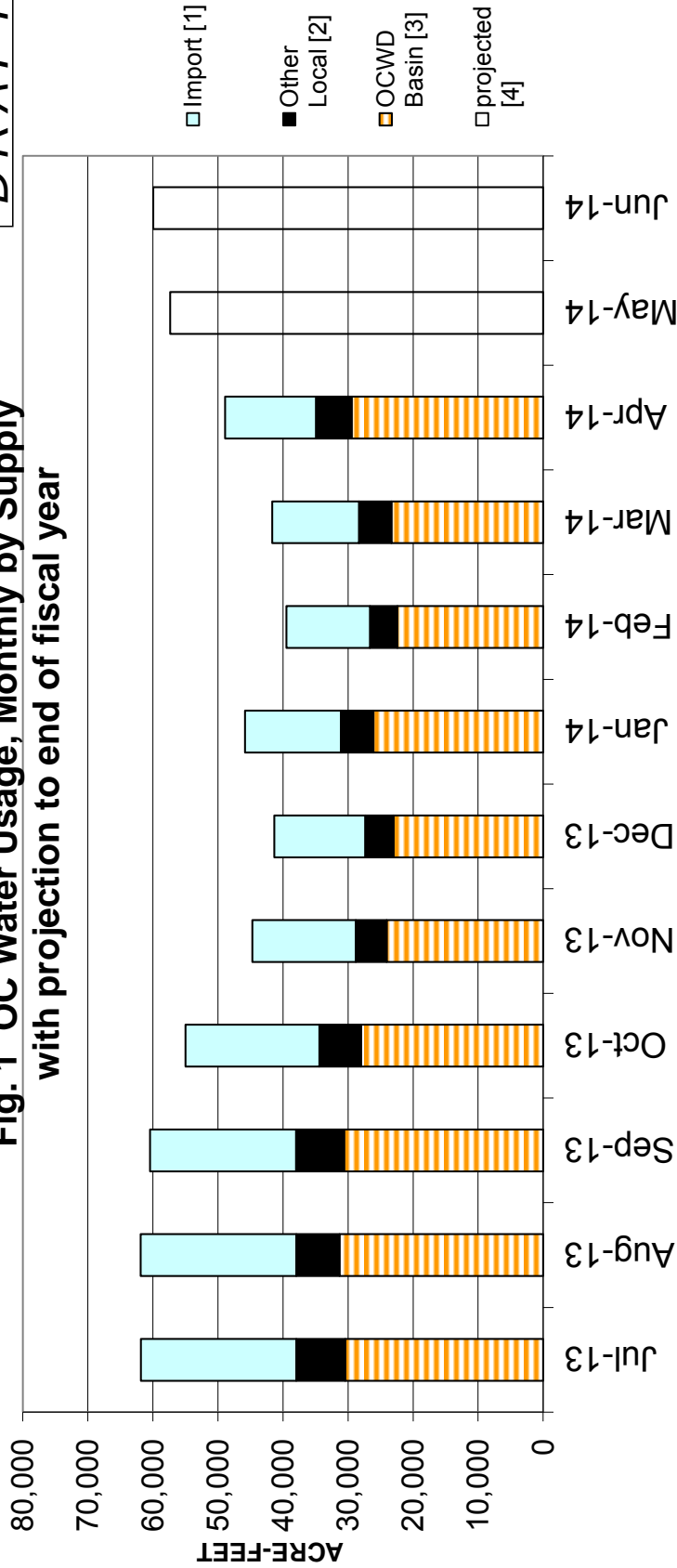
Budgeted (Y/N): N	Budgeted amount: N/A	Core <u>X</u>	Choice <u> </u>
Action item amount: N/A	Line item:		
Fiscal Impact (explain if unbudgeted):			

Water Supply Information Includes data on: Rainfall in OC; the OCWD Basin overdraft; Northern California and Colorado River Basin hydrologic data; the State Water Project (SWP) Allocation, and regional storage volumes. The data has implications for the magnitude of supplies from the three watersheds that are the principal sources of water for OC. Note that a hydrologic year is Oct. 1st through Sept. 30th.

- Orange County's accumulated rainfall in October through May was about one third of the average for this period. This continues the impact of the previous two hydrologic years' below-normal rainfall in reducing those local supplies that are derived from local runoff.
- Northern California accumulated precipitation in October through May was around two thirds of normal for this period. The Northern California snowpack was 23% of normal as of April 1st, the date used for year-to-year comparison. This follows two below-average hydrologic years. The Governor has declared a Drought Emergency, and the State Water Project Contractors Table A Allocation is only 5% as of the end of May. This percentage may be increased a little, but it is certain that there will be less State Project water deliveries to MET and the other Contractors than in previous years.
- Colorado River Basin accumulated precipitation in October through May was about average for this period. The Upper Colorado Basin snowpack was 111% of average as of April 15th, the date used for year-to-year comparison. However, this follows two below-average hydrologic years, and this watershed is in a long-term drought. Lake Mead and Lake Powell combined have about 60% of their average storage volume for this time of year. If Lake Mead's level falls below a "trigger" limit, then a shortage will be declared by the US Bureau of Reclamation (USBR), impacting Colorado River water deliveries for the Lower Basin states. The USBR predicts that the "trigger" limit could be reached as early as 2015.

DRAFT

Fig. 1 OC Water Usage, Monthly by Supply
with projection to end of fiscal year

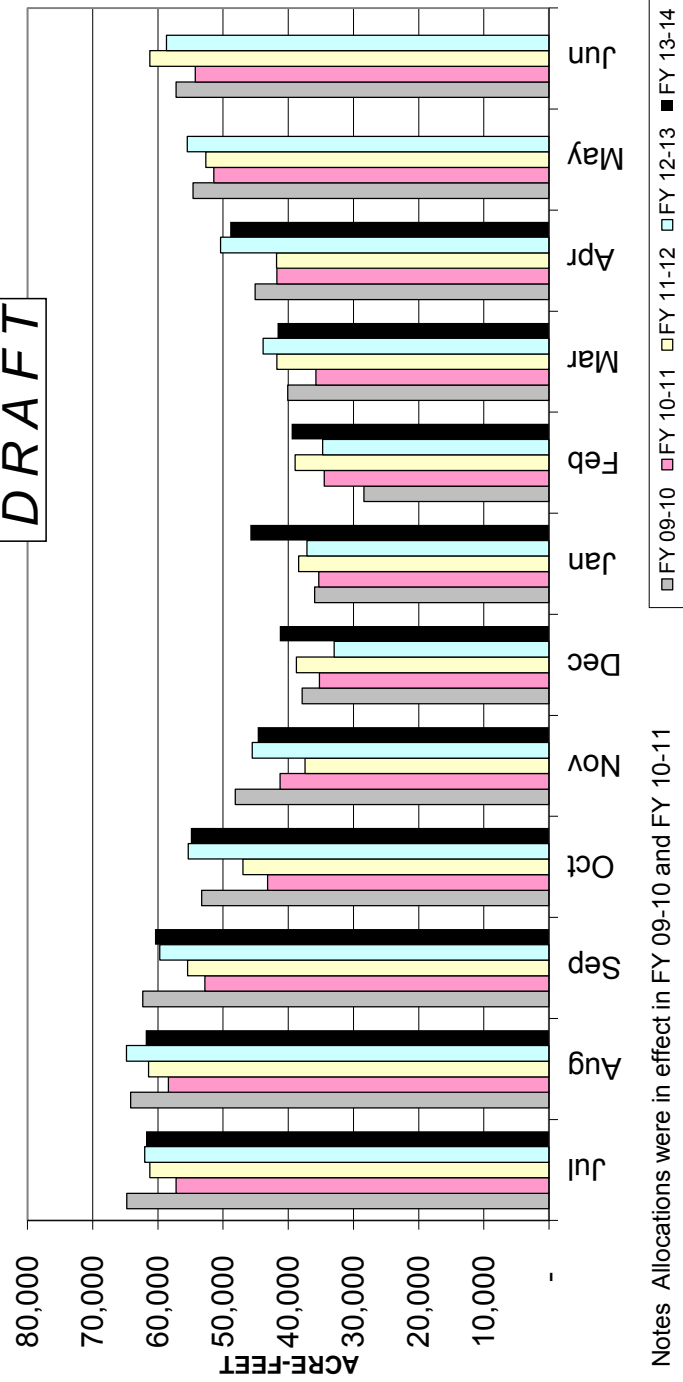


Note: values shown include some estimation and are subject to change.

- [1] Imported water for consumptive use. Includes "In-Lieu" deliveries and CUP water extraction. Excludes "Direct Replenishment" deliveries of spreading water, "Barrier Replenishment" deliveries, and deliveries into Irvine Lake.
- [2] Other local includes recycled water, local basin water, Irvine Lake water extraction, and Cal Domestic deliveries. Excludes recycled water used for Barrier recharge. Numbers are estimates until data collection is completed.
- [3] GW for consumptive use only. Excludes In-Lieu water deliveries and CUP water extraction that are counted with Import. BPP in FY '13-14 is 70%.
- [4] MWDOC's estimate of monthly demand is based on the projected FY 13-14 "Retail" water demand and historical monthly demand patterns.

Fig. 2A OC Monthly Water Usage [1]: Comparison to Last 4 Fiscal Years

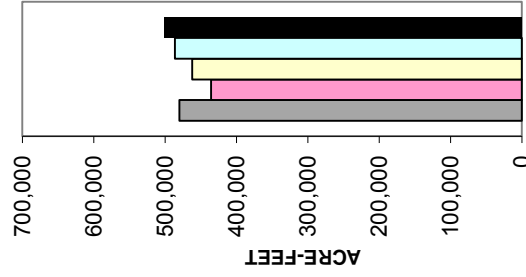
DRAFT



Notes: Allocations were in effect in FY 09-10 and FY 10-11

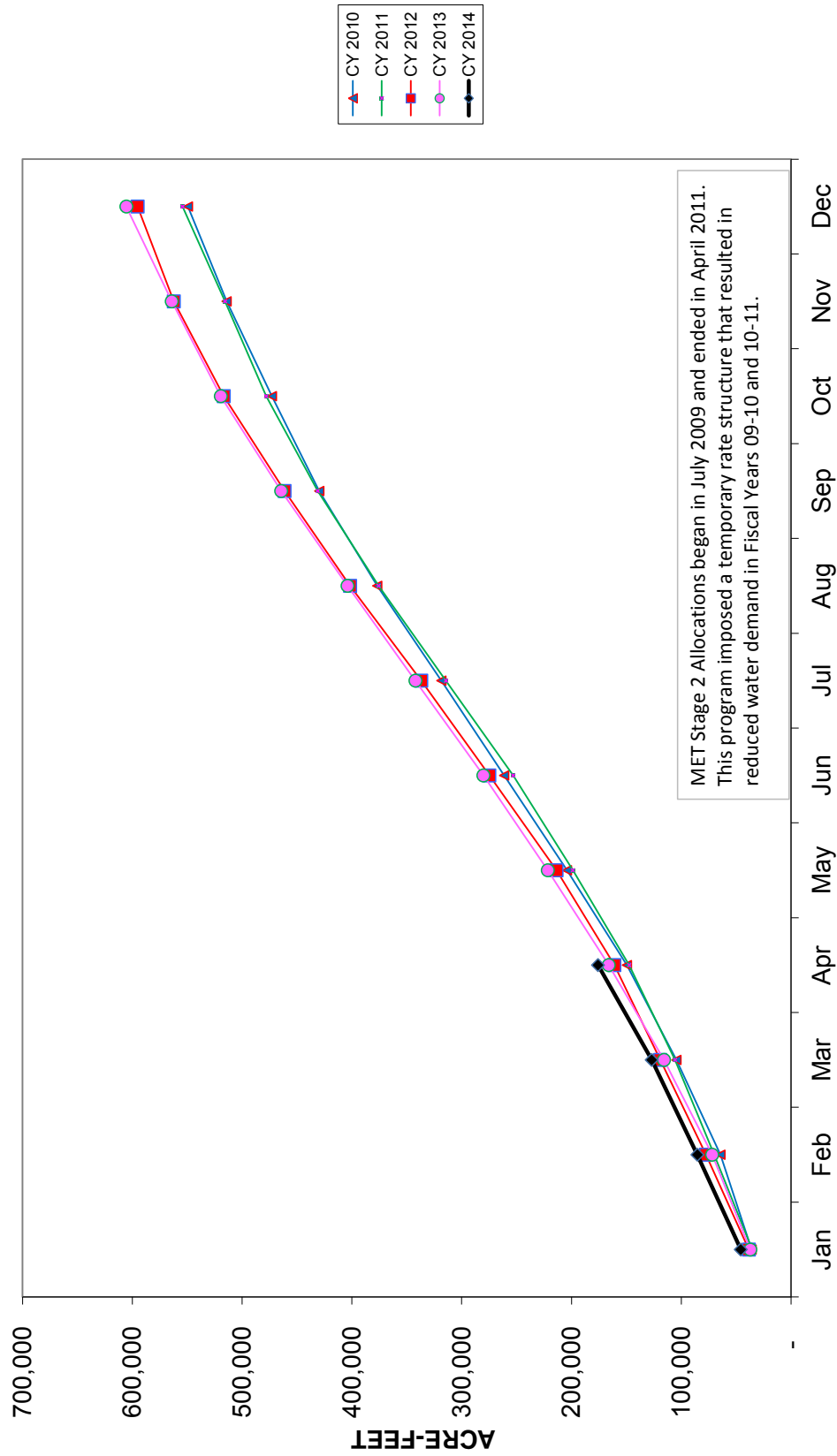
[1] Sum of Imported water for consumptive use (includes "In-Lieu" deliveries; excludes "Direct Replenishment" and "Barrier Replenishment") and Local water for consumptive use (includes recycled and non-potable water; excludes GWRS production, groundwater pumped to waste, and waste brine from water treatment projects.) Recent months numbers include some estimation.

partial-year
subtotals

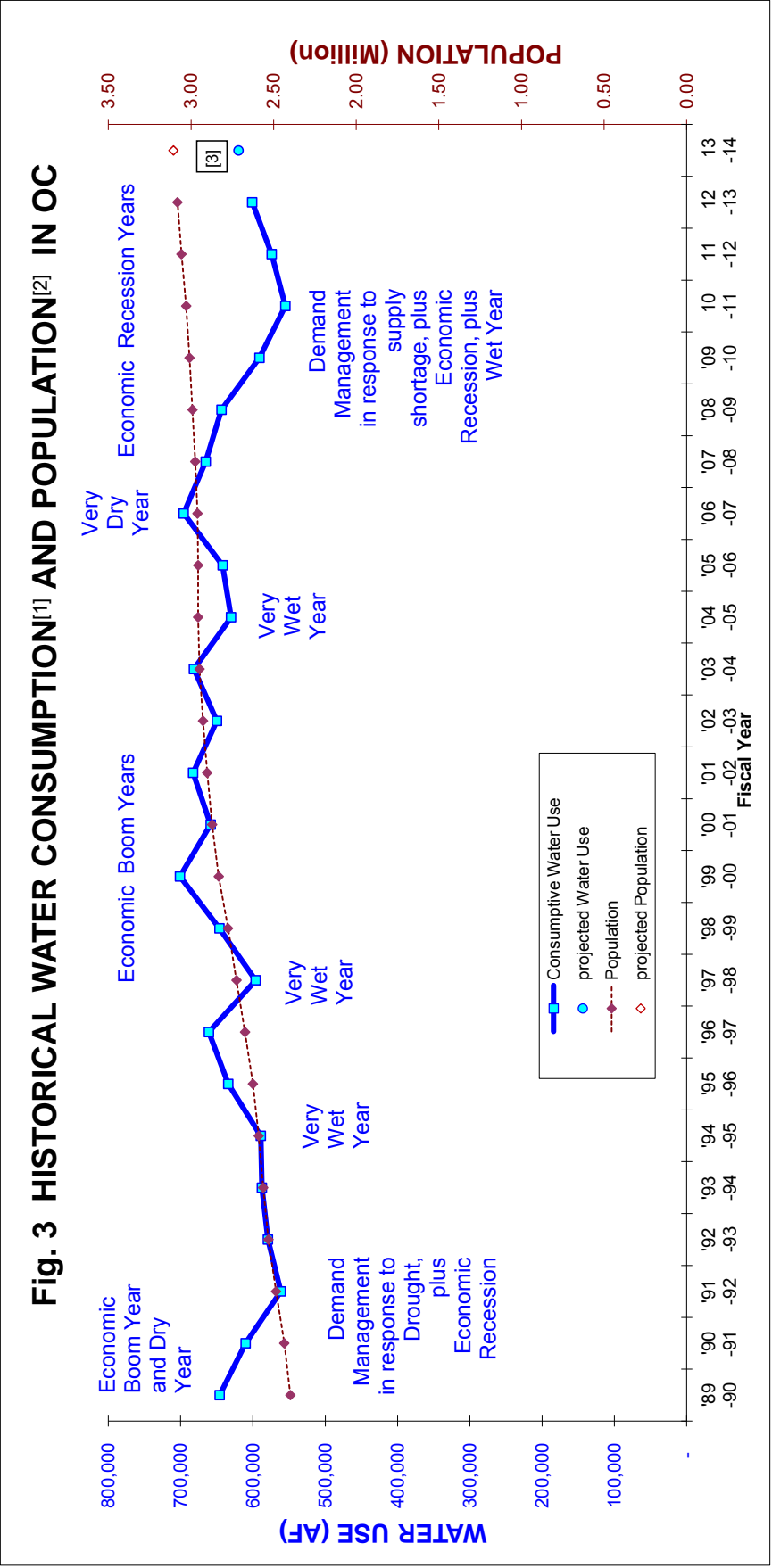


DRAFT

Fig. 2B Orange County Cumulative Monthly Consumptive Water Usage [1]:
present year compared to last 4 calendar years



[1] Sum of Imported water for consumptive use (includes "In-Lieu" deliveries; excludes "Direct Replenishment" and "Barrier Replenishment") and Local water for consumptive use (includes recycled and non-potable water; excludes GWRS production and waste brine from water quality pumping projects).




[1] Consumption includes potable, recycled and non-potable usage; excludes Barrier water and Spreading water. The most recent data involve some estimation and are subject to change.

[2] Population estimates in the 2000s decade were revised by the State Dept. of Finance to reflect the 2010 Census counts.

[3] Projection of FY 13-14 water use estimated by MWDOC based on partial-year data.
 Projection of FY 13-14 population estimated by MWDOC continues historical trend.

Fig. 4 MWDOC's Firm Water Purchases in CY 2014
Monthly Actual and Projected to CY Total

DRAFT



Notes

1. "Firm" includes Full Service (both Treated and Untreated) and Barrier water.
2. Basin Pumping Percentage (BPP) is the percentage of a retail water agency's total water demand that they are limited to pump from the OCWD-managed groundwater basin. BPP pertains to Basin agencies only. For example, if a Basin agency's total demand is 10,000 AF/yr and OCWD sets the BPP at 72%, then the agency is limited to 7,200 AF of groundwater that year. There may be certain exceptions and/or adjustments to that simple calculation. OCWD sets the BPP for the Basin agencies, usually as of July 1st. Import demands for Jan.-Jun. were with BPP of 70% for Basin agencies; for Jul.-Dec. they are projected with BPP of 72%.

######

**Administration Activities Report
May 9, 2014 to June 5, 2014**

Activity	Summary
Administration/Board	<ul style="list-style-type: none"> • Pat has been scheduling meetings for Karl, Keith and Harvey • Pat assisted Karl/Richard with action item write-ups for the Board • Maribeth has been scheduling meetings for Rob Hunter and for various Ad Hoc Committees of the Board • Maribeth received concurring letters from both West Basin Municipal Water District and OC LAFCO on the District's application for CSDA's District Transparency Excellence Award; she is currently waiting for an Ethics Training certificate and when received will submit the entire package to CSDA • Maribeth received a new Public Records Request and responded accordingly • Maribeth has been attending the Ad Hoc Committee meetings regarding the Admin Code • Maribeth assisted the Engineering staff with Ordinance 52 as well as the Water Rates Resolution, notified the member agencies and complied with the appropriate posting requirements • Maribeth assisted the Public Affairs staff with various write ups and responses from CSDA and LAFCO, as well as coordinating the ballots for both • Maribeth conferred with and submitted the appropriate documentation to the OC Registrar of Voters regarding the November election • Maribeth has been assisting Rob/Karl with various write ups and follow-up for the Committees and Board.
MWDOC/OCWD Joint Administration	<ul style="list-style-type: none"> • Cathy is anticipating costs from OCWD staff for the building improvements for MWDOC's entry way and the common areas.
Property/Liability/Workers Compensation Insurance	<ul style="list-style-type: none"> • Staff is preparing for the risk assessment of the District's Liability Insurance which will begin July 1, 2014 with Bickmore Risk Services. The professional services agreement is being reviewed and executed. Bickmore is anticipated to have their report completed in September. A report will be presented to the Board for its review. As a reminder, staff provided ACWA/JPIA with a cancelation notice for the liability program coverage which would be effective 10/1/15. • Katie is coordinating with SDRMA, the District's new Workers' Compensation Insurance provider for coverage to be effective July 1, 2014. Katie is also coordinating with JPIA in terminating the District's current coverage effective June 30.

Records Management	<ul style="list-style-type: none"> • Sarah continues to enter new documents into the system as well as scan hard copy documents into the system. She also continues to purge and shred documents in accordance with the retention schedule. • The Laserfiche software update and server upgrade were successfully implemented. • Sarah permanently removed 22 boxes from Iron Mountain this month. Staff's goal is to purge 196 boxes from Iron Mountain by March 2015 and she has purged 156 boxes to date. The remaining 40 boxes will be purged before the end of the calendar year and that phase of the project will be completed ahead of schedule.
CalPERS	No new information to report
Review of 401 and 457 Plan	No new information to report
Agency Inquiries	<ul style="list-style-type: none"> • Provided information to MET regarding salary increases for 2013 and 2014.
Recruitment /Departures	<ul style="list-style-type: none"> • Denise Dos Reis will begin her internship with the Water Use Efficiency Department on June 11th. Denise currently attends UCI and is studying Environmental Science. • Rachel Waite started her internship with the Water Use Efficiency Department on May 28. Rachel attends Cal State Long Beach where she studies Environmental Science and Policy at Cal State Long Beach. • John Goldsby will begin his internship with the Administration and Finance Department on June 18th. John currently attends Cal Poly San Luis Obispo where he is studying Economics/Accounting. • Staff began recruitment efforts for the full-time WEROC Position. Closing deadline is June 20th. • Second interviews are currently being held for the Governmental Affairs position. It is anticipated that final selection and screening will be completed in the next two weeks. • Warren Greco, Water Resources Analyst, will be departing the District on June 6th. Warren has accepted the position Planning Analyst for the State of Arizona.
Other	
Projects and Activities	<ul style="list-style-type: none"> • Cathy obtained quotes from two consultants to perform a Retiree Buyout Valuation and will be moving forward with the valuation and return with an update. • Cathy participated in the MWDOC/OCWD Building Committee Meeting on May 23rd. • Cathy worked with Rob and the Management staff on revising and rolling out revised Performance Evaluation forms and a new process. Cathy and Rob will continue to evaluate and make improvements. • The MWDOC All Staff Meeting was held on May 29th and the following topics were discussed: <ul style="list-style-type: none"> ○ WEROC Training ○ Financial System Upgrade and Training ○ 2014-2015 Budget ○ Performance Evaluations – Forms and Process

**INFORMATION ITEM**

June 11, 2014

TO: Administration & Finance Committee
(Directors Thomas, Barbre, Osborne)

FROM: Robert J. Hunter, General Manager Staff Contact: Jeff Stalvey

SUBJECT: Finance and IT Pending Items Report

SUMMARY

The following list details the status of special projects that are in-progress or to be completed during FY 2013-14.

Description	% of Completion	Estimated Completion date	Status
<u>Finance</u>			
Further Implementation of WUE Landscape Programs Database and Web Site.	On-going	6-30-15	In Progress
Upgrade Serenic ERP Software from version 5 to version 7	45%	6-30-14	In Progress

<u>Information Technology</u>			
Network security protection for the District from Cyber threats, intruders/hackers, and viruses/malwares/spam e-mail attacks.	On-going	On-going	Continuous system monitoring
Upgrade existing Windows Server Operating Systems from 2003 and 2008 versions to 2012 version (software upgrade).	60%	6-30-14	In Progress
Purchase and upgrade District Record Management Database Server (hardware and software).	95%	6-30-14	In Progress
Purchase and upgrade Finance database Server (hardware and software) to run new version of Serenic application (64-bit).	80%	6-30-14	In Progress

FY 2013-14 Completed Special Tasks			
Description	% of Completion	Completion date	Status
<u>Information Technology</u>			
Upgrade and maintain Disaster Recovery Plan for the District (software and hardware). Install, configure and deploy new Disaster Recovery Server (hardware and software) for Finance Department at the South EOC.	100%	09-31-13	Completed
Purchase and upgrade Overhead projector for Conference room 102.	100%	10-31-13	Completed
Purchase and upgrade Primary Domain Network Server to Windows Server 2012 64-bit (hardware and software).	100%	1-31-14	Completed
Purchase and upgrade MS Office 2007 to 2013 version (5 licenses).	100%	12-31-13	Completed
Upgrade District Firewall (Software upgrade)	100%	3-31-14	Completed
Purchase and upgrade 3 Desktop computers.	100%	4-30-14	Completed
<u>Finance</u>			
Preparation of documents for FY13-14 budget process.	100%	06-30-13	Completed
State Tax filing for Water Facilities	100%	11-30-13	Completed
State Controller Report preparation	100%	11-30-13	Completed
Government Compensation in California report	100%	11-30-13	Completed
Annual financial audit conducted by Vavrinek, Trine, Day & Company	100%	1-31-14	Completed
Preparation of Audited Financial Statement Report	100%	1-31-14	Completed
Implementation of WUE Landscape Programs Database for inspection agencies.	100%	6-30-14	Completed
Preparation of documents for FY14-15 budget process.	100%	6-30-14	Completed