

**MEETING OF THE
BOARD OF DIRECTORS OF THE
MUNICIPAL WATER DISTRICT OF ORANGE COUNTY**
Jointly with the
ADMINISTRATION & FINANCE COMMITTEE
April 13, 2016, 8:30 a.m.
MWDOC Conference Room 101

Committee:

Director J. Thomas, Chairman
Director J. Finnegan
Director B. Barbre

Staff: R. Hunter, K. Seckel, C. Harris,
K. Davanaugh, H. Chumpitazi

Ex Officio Member: W. Osborne

MWDOC Committee meetings are noticed and held as joint meetings of the Committee and the entire Board of Directors and all members of the Board of Directors may attend and participate in the discussion. Each Committee has designated Committee members, and other members of the Board are designated alternate committee members. If less than a quorum of the full Board is in attendance, the Board meeting will be adjourned for lack of a quorum and the meeting will proceed as a meeting of the Committee with those Committee members and alternate members in attendance acting as the Committee.

PUBLIC COMMENTS - Public comments on agenda items and items under the jurisdiction of the Committee should be made at this time.

ITEMS RECEIVED TOO LATE TO BE AGENDIZED - Determine there is a need to take immediate action on item(s) and that the need for action came to the attention of the District subsequent to the posting of the Agenda. (Requires a unanimous vote of the Committee)

ITEMS DISTRIBUTED TO THE BOARD LESS THAN 72 HOURS PRIOR TO MEETING --

Pursuant to Government Code section 54957.5, non-exempt public records that relate to open session agenda items and are distributed to a majority of the Board less than seventy-two (72) hours prior to the meeting will be available for public inspection in the lobby of the District's business office located at 18700 Ward Street, Fountain Valley, California 92708, during regular business hours. When practical, these public records will also be made available on the District's Internet Web site, accessible at <http://www.mwdoc.com>.

PROPOSED BOARD CONSENT CALENDAR ITEMS

1. TREASURER'S REPORT
 - a. Revenue/Cash Receipt Report – March 2016
 - b. Disbursement Approval Report for the month of April 2016
 - c. Disbursement Ratification Report for the month of March 2016
 - d. GM Approved Disbursement Report for the month of March 2016
 - e. Water Use Efficiency Projects Cash Flow – March 31, 2016
 - f. Consolidated Summary of Cash and Investment – February 2016
 - g. OPEB Trust Fund monthly statement

2. FINANCIAL REPORT
 - a. Combined Financial Statements and Budget Comparative for the period ending February 29, 2016

ACTION ITEM

3. AUTHORIZE ATTENDANCE AT OCBC LEGISLATIVE TRIP, MAY 23-24, 2016, WASHINGTON, DC
4. AUTHORIZE PURCHASE OF NEW COPIER

DISCUSSION ITEM

5. WATER DISTRIBUTION IN THE EVENT OF AN EMERGENCY
6. SECOND DRAFT OF MWDOC'S BUDGET FOR 2016-17 (to be emailed separately)
7. MWDOC RATE STUDY UPDATE

INFORMATION ITEMS – (THE FOLLOWING ITEMS ARE FOR INFORMATIONAL PURPOSES ONLY – BACKGROUND INFORMATION IS INCLUDED IN THE PACKET. DISCUSSION IS NOT NECESSARY UNLESS REQUESTED BY A DIRECTOR.)

8. REBATE PROGRAM – 1099 UPDATE
9. MONTHLY WATER USAGE DATA, TIER 2 PROJECTION & WATER SUPPLY INFO
10. DEPARTMENT ACTIVITIES REPORTS
 - a. Administration
 - b. Finance and Information Technology

OTHER ITEMS

11. REVIEW ISSUES REGARDING DISTRICT ORGANIZATION, PERSONNEL MATTERS, EMPLOYEE BENEFITS FINANCE AND INSURANCE

ADJOURNMENT

NOTE: At the discretion of the Committee, all items appearing on this agenda, whether or not expressly listed for action, may be deliberated, and may be subject to action by the Committee. On those items designated for Board action, the Committee reviews the items and makes a recommendation for final action to the full Board of Directors; final action will be taken by the Board of Directors. Agendas for Committee and Board meetings may be obtained from the District Secretary. Members of the public are advised that the Board consideration process includes consideration of each agenda item by one or more Committees indicated on the Board Action Sheet. Attendance at Committee meetings and the Board meeting considering an item consequently is advised.

Accommodations for the Disabled. Any person may make a request for a disability-related modification or accommodation needed for that person to be able to participate in the public meeting by telephoning Maribeth Goldsby, District Secretary, at (714) 963-3058, or writing to

Municipal Water District of Orange County at P.O. Box 20895, Fountain Valley, CA 92728. Requests must specify the nature of the disability and the type of accommodation requested. A telephone number or other contact information should be included so that District staff may discuss appropriate arrangements. Persons requesting a disability-related accommodation should make the request with adequate time before the meeting for the District to provide the requested accommodation.

Municipal Water District of Orange County
REVENUE / CASH RECEIPT REPORT
March 2016

WATER REVENUES

Date	From	Description	Amount
03/03/16	City of La Habra	January 2016 Water deliveries	11,320.39
03/04/16	City of La Palma	January 2016 Water deliveries	5,801.91
03/07/16	City of San Juan Capistrano	January 2016 Water deliveries	176,023.76
03/08/16	City of Newport Beach	January 2016 Water deliveries	765,132.62
03/09/16	Santa Margarita Water District	January 2016 Water deliveries	1,322,580.59
03/09/16	City of Westminster	January 2016 Water deliveries	233,225.74
03/10/16	Laguna Beach County Water District	January 2016 Water deliveries	232,591.80
03/10/16	Santiago Aqueduct Commission	January 2016 Water deliveries	76,731.60
03/10/16	City of Garden Grove	January 2016 Water deliveries	563,706.87
03/14/16	South Coast Water District	January 2016 Water deliveries	347,501.20
03/14/16	City of Buena Park	January 2016 Water deliveries	200,247.06
03/14/16	El Toro Water District	January 2016 Water deliveries	445,904.07
03/14/16	East Orange County Water District	January 2016 Water deliveries	94,198.82
03/15/16	Irvine Ranch Water District	January 2016 Water deliveries	675,862.67
03/15/16	Moulton Niguel Water District	January 2016 Water deliveries	1,421,397.59
03/15/16	Golden State Water Company	January 2016 Water deliveries	407,726.92
03/15/16	Yorba Linda Water District	January 2016 Water deliveries	313,255.01
03/15/16	Mesa Water	January 2016 Water deliveries	27,605.40
03/25/16	City of Brea	February 2016 Water deliveries	76,315.95
03/28/16	Trabuco Canyon Water District	February 2016 Water deliveries	17,336.86

TOTAL REVENUES \$ 7,414,466.83

Municipal Water District of Orange County
REVENUE / CASH RECEIPT REPORT
March 2016

MISCELLANEOUS REVENUES

Date	From	Description	Amount
03/02/16	Orange County Water District	1/22/16 Water Policy dinner	80.00
03/07/16	Golden State Water Company	1/22/16 Water Policy dinner	80.00
03/07/16	Moulton Niguel Water District	1/22/16 Water Policy dinner	90.00
03/07/16	Redwine & Sherrill	1/22/16 Water Policy dinner	80.00
03/28/16	Communications Lab	1/22/16 Water policy dinner	800.00
03/30/16	Paypal	5/20/16 OC Water Summit registrations	3,442.25
03/30/16	Irvine Ranch Water District	5/20/16 OC Water Summit sponsorship	7,600.00
03/21/16	City of Anaheim	5/20/16 OC Water Summit sponsorship	1,600.00
03/30/16	Paypal	ISDOC Registrations	580.50
03/02/16	Darcy Burke	March 2016 COBRA insurance premium	1,293.82
03/25/16	Judy Pfister	Apr-Jun 201 Retiree medical insurance	103.05
03/25/16	Phil Letrong	Apr-Jun 201 Retiree medical insurance	98.91
03/04/16	Pat Meszaros	Movie tickets	48.00
03/07/16	Laura Loewen	Movie tickets	17.00
03/21/16	Janice Kovacevic	Movie tickets	32.00
03/28/16	Harvey De La Torre	Movie tickets	85.00
03/30/16	Christina Fuller	Movie tickets	34.00
03/02/16	US Bank	CAL Card rebate check	369.54
03/16/16	Mary Matheis	Reimbursement for 2/24/16 ACWA dinner	80.00
03/14/16	Jeanne Webster	Turf Removal reissue	4,576.00
03/14/16	City of Santa Ana	September 2015 Smart Timer rebate program	241.99
03/14/16	City of Santa Ana	November 2015 Smart Timer rebate program	225.00
03/30/16	Irvine Ranch Water District	November 2015 Smart Timer rebate program	1,444.96
03/02/16	City of Westminster	December 2015 Smart Timer rebate program	75.00
03/07/16	Serrano Water District	January 2016 Smart Timer rebate program	10.94
03/14/16	2 Checks	January 2016 Smart Timer rebate program	150.00
03/28/16	Yorba Linda Water District	January 2016 Smart Timer rebate program	150.00
03/02/16	Irvine Ranch Water District	August 2015 Turf Removal rebate program	60,082.00
03/28/16	City of Newport Beach	October 2015 Turf Removal rebate program	945.00
03/02/16	Irvine Ranch Water District	December 2015 Turf Removal rebate program	1,392.00
03/28/16	City of Newport Beach	November 2015 Smart Timer & Turf Removal rebate program	1,993.00
03/07/16	City of Orange	January 2016 Smart Timer & Turf Removal rebate program	1,988.24
03/09/16	Laguna Beach County Water District	January 2016 Smart Timer & Turf Removal rebate program	7,718.99
03/11/16	City of San Clemente	January 2016 Smart Timer & Turf Removal rebate program	1,487.05
03/14/16	Golden State Water Company	January 2016 Smart Timer & Turf Removal rebate program	2,250.00
03/18/16	City of Brea	January 2016 Smart Timer & Turf Removal rebate program	204.87
03/25/16	City of Tustin	January 2016 Smart Timer & Turf Removal rebate program	11,747.00
03/23/16	Santa Margarita Water District	January 2016 Smart Timer & Rotating Nozzle rebate program	852.30
03/08/16	Irvine Ranch Water District	December 2015 So Cal Watersmart Residential rebate program	15,775.60
03/07/16	Golden State Water Company	January 2016 So Cal Watersmart Residential rebate program	887.97
03/14/16	Moulton Niguel Water District	January 2016 So Cal Watersmart Residential rebate program	9,231.75
03/14/16	Trabuco Canyon Water District	January 2016 So Cal Watersmart Residential rebate program	993.00
03/23/16	Santa Margarita Water District	January 2016 So Cal Watersmart Residential rebate program	3,879.00
03/08/16	Irvine Ranch Water District	January 2016 So Cal Watersmart Residential & Commercial rebate program	31,903.73
03/09/16	City of Garden Grove	January 2016 Turf Removal rebate program	315.00
03/14/16	City of Buena Park	January 2016 Turf Removal rebate program	716.37
03/21/16	City of San Juan Capistrano	January 2016 Turf Removal rebate program	658.90
03/21/16	Moulton Niguel Water District	January 2016 Turf Removal rebate program	303,511.82
03/25/16	City of La Habra	January 2016 Turf Removal rebate program	568.25
03/28/16	City of Newport Beach	January 2016 Turf Removal rebate program	756.61
03/14/16	Moulton Niguel Water District	Dec 2015-Jan 2016 Spray to Drip rebate program	12,900.29
03/23/16	Santa Margarita Water District	Dec 2015-Jan 2016 Spray to Drip rebate program	180.30
03/09/16	Department of Water Resources	Oct-Dec 2014 Industrial Process Water Use Reduction program	63,283.64
03/07/16	City of Orange	Water Loss Control technical assistance - WSO, Inc.	9,432.00
03/07/16	Serrano Water District	Water Loss Control technical assistance - WSO, Inc.	9,432.00
03/07/16	South Coast Water District	Water Loss Control technical assistance - WSO, Inc.	27,032.00

Municipal Water District of Orange County
REVENUE / CASH RECEIPT REPORT
March 2016

MISCELLANEOUS REVENUES


Date	From	Description	Amount
03/14/16	East Orange County Water District	Water Loss Control technical assistance - WSO, Inc.	39,032.00
03/14/16	Trabuco Canyon Water District	Water Loss Control technical assistance - WSO, Inc.	9,432.00
03/18/16	City of Brea	Water Loss Control technical assistance - WSO, Inc.	16,692.00
03/21/16	City of La Habra	Water Loss Control technical assistance - WSO, Inc.	16,692.00
03/25/16	City of San Clemente	Water Loss Control technical assistance - WSO, Inc.	9,432.00
03/28/16	Yorba Linda Water District	Water Loss Control technical assistance - WSO, Inc.	34,292.00
03/25/16	Laguna Beach County Water District	Water Loss Control technical assistance - WSO, Inc.	9,432.00
03/07/16	City of Orange	FY 14-15 O & M Costs of the EOCF #2	28,801.80
03/07/16	South Coast Water District	FY 14-15 O & M Costs of the EOCF #2	2,184.76
03/09/16	Laguna Beach County Water District	FY 14-15 O & M Costs of the EOCF #2	4,096.42
03/11/16	City of Huntington Beach	FY 14-15 O & M Costs of the EOCF #2	17,415.88
03/11/16	City of San Clemente	FY 14-15 O & M Costs of the EOCF #2	2,457.85
03/14/16	City of Newport Beach	FY 14-15 O & M Costs of the EOCF #2	17,253.97
03/14/16	East Orange County Water District	FY 14-15 O & M Costs of the EOCF #2	35,695.72
03/16/16	Santa Margarita Water District	FY 14-15 O & M Costs of the EOCF #2	49,421.60
03/07/16	Metropolitan Water District	Apr 2014-Sep 2015 Foundational Action Funding program Slant Wells	106,339.31
03/10/16	Communications Lab	FY 15-16 Choice Programs Billing Invoice	5,000.00

TOTAL MISCELLANEOUS REVENUES **\$ 1,009,177.95**

TOTAL REVENUES **\$ 8,423,644.78**



Robert J. Hunter, General Manager



Hilary Chumpitazi, Treasurer

Municipal Water District of Orange County
Disbursement Approval Report
For the month of April 2016

<i>Invoice#</i>	<i>Vendor / Description</i>	<i>Amount to Pay</i>
Core Expenditures:		
	Richard Ackerman	
1102	March 2016 Legal consulting on water policy issues	2,750.00
	*** Total ***	2,750.00
	ACWA Joint Powers Insurance Authority	
FA-0230320-16	4/1/16- 4/1/17 Annual fidelity insurance premium	1,936.00
	*** Total ***	1,936.00
	Aleshire & Wynder LLP	
36555	February 2016 Legal services	640.00
36927	March 2016 Legal services	2,605.16
	*** Total ***	3,245.16
	ALTA FoodCraft	
516021838	2/24/16 Coffee & tea supplies	300.43
516031696	3/23/16 Coffee & tea supplies	302.30
	*** Total ***	602.73
	Arcadis US, Inc.	
0770250	January 2016 Services for development of Urban Water Management plan	109,202.54
0775389	February 2016 Services for development of Urban Water Management plan	91,281.07
	*** Total ***	200,483.61
	Heather Baez	
030916	Computer Purchase Loan program	1,152.84
	*** Total ***	1,152.84
	Best Best and Krieger LLP	
55401-FEB16	February 2016 Legal services	16,899.47
768249	February 2016 State legislative advocacy services	7,500.00
	*** Total ***	24,399.47
	CDM Smith	
80549872/15	1/31/16-2/27/16 Engineering services for Water Reliability Investigation	14,479.25
	*** Total ***	14,479.25
	Crocker & Crocker	
1565	February 2016 Services for presentation at Public Affairs workshop	3,900.00
	*** Total ***	3,900.00
	Eastern Municipal Water District	
25682	Flash drives for DC Congressional briefing 25% share	190.29
	*** Total ***	190.29
	Finley & Cook PLLC	
SI0014583B	5/22/16-5/21/17 Serenic Navision software annual maintenance & enhancement	15,609.30
	*** Total ***	15,609.30

Municipal Water District of Orange County
Disbursement Approval Report
For the month of April 2016

<i>Invoice#</i>	<i>Vendor / Description</i>	<i>Amount to Pay</i>
	<i>Gladwell Governmental Services Inc.</i>	
3417	March 2016 Services to provide records management needs assessment	1,500.00
	*** Total ***	1,500.00
	<i>GovConnection, Inc.</i>	
53534462	Barracuda message archiver hardware	2,723.72
	*** Total ***	2,723.72
	<i>Independent Special Dist of OC</i>	
033116-001	March 2016 PayPal receipts for 3/31/16 meeting	580.50
	3/31/16 Meeting registration for Directors Barbre, Dick, Finnegan and Osborne	68.00
	*** Total ***	648.50
	<i>James C. Barker, P.C.</i>	
105-0316	March 2016 Federal legislative advocacy services	8,000.00
	*** Total ***	8,000.00
	<i>Karen's Detail Custom Frames</i>	
2777	Custom framing of resolution	113.40
	*** Total ***	113.40
	<i>Lewis Consulting Group, LLC</i>	
2016-112	March 2016 Consulting services	3,875.00
	*** Total ***	3,875.00
	<i>Edward G. Means III</i>	
MWDOC-1037	March 2016 Support on Metropolitan issues & strategic guidance to Engineering department	1,250.00
	*** Total ***	1,250.00
	<i>Metropolitan Water District of S.C.</i>	
NWRA-2016	2016 Annual membership dues for National Water Resources Association	500.00
	*** Total ***	500.00
	<i>Norco Delivery Services</i>	
701239	3/31/16 Delivery charges for MET	66.77
	*** Total ***	66.77
	<i>Office Solutions</i>	
I-00920459	3/3/16 Office supplies	281.80
I-00922442	3/8/16 Office supplies	252.90
I-00924247	3/10/16 Office supplies	234.84
I-00929411	3/18/16 Office supplies	493.60
I-00928083	1 Literature rack	106.92
I-00931698	3/23/16 Office supplies	178.24
	*** Total ***	1,548.30

Municipal Water District of Orange County
Disbursement Approval Report
For the month of April 2016

<i>Invoice#</i>	<i>Vendor / Description</i>	<i>Amount to Pay</i>
Orange County Water District		
16067	February 2016 Postage, shared office & maintenance expense	8,300.31
16104	January 2016 50% Reimbursement for WACO guest speaker expenses	342.66
16105	2/29/16 Atrium door repair	634.73
	*** Total ***	9,277.70
Patricia Kennedy Inc.		
20771	April 2016 Plant maintenance	214.00
	*** Total ***	214.00
Petty Cash		
033116	February-March 2016 Petty Cash reimbursement	237.86
	*** Total ***	237.86
Quick Signs & Graphics		
44278	1 Poster for Water Awareness contests	184.68
	*** Total ***	184.68
Raftelis Financial Consultants		
OCCA1512-03.	February 2016 Services for Rate Study	13,876.50
OCCA1512-04.	March 2016 Services for Rate Study	15,437.78
	*** Total ***	29,314.28
San Juan Basin Authority		
139835-1	January-March 2015 MET Foundational Actions Funding for San Juan Basin Groundwater and Desalination Optimization program	38,897.50
139835-2	April-June 2015 MET Foundational Actions Funding for San Juan Basin Groundwater and Desalination Optimization program	26,220.52
139835-3	July-September 2015 MET Foundational Actions Funding for San Juan Basin Groundwater and Desalination Optimization program	43,254.00
139835-4	October-December 2015 MET Foundational Actions Funding for San Juan Basin Groundwater and Desalination Optimization program	4,582.66
	*** Total ***	112,954.68
South Coast Water District		
139834-2	April-June 2014 MET Foundational Actions Funding for Overcoming Barriers to Slant Well Seawater Desalination	16,217.20
139834-3	July-September 2014 MET Foundational Actions Funding for Overcoming Barriers to Slant Well Seawater Desalination	17,919.26
139834-4	October-December 2014 MET Foundational Actions Funding for Overcoming Barriers to Slant Well Seawater Desalination	51,166.63
139834-5	January-March 2015 MET Foundational Actions Funding for Overcoming Barriers to Slant Well Seawater Desalination	14,030.75
139834-6	April-June 2015 MET Foundational Actions Funding for Overcoming Barriers to Slant Well Seawater Desalination	5,034.04
139834-7	July-September 2015 MET Foundational Actions Funding for Overcoming Barriers to Slant Well Seawater Desalination	1,971.43
139834-8	October-December 2015 MET Foundational Actions Funding for Overcoming Barriers to Slant Well Seawater Desalination	13,416.51
	*** Total ***	119,755.82

**Municipal Water District of Orange County
Disbursement Approval Report
For the month of April 2016**

<i>Invoice#</i>	<i>Vendor / Description</i>	<i>Amount to Pay</i>
	<i>Spectrum Business Centers</i>	
177118	3/19/16-3/19/17 Annual service maintenance for Ricoh color printer	350.00
	*** Total ***	350.00
	<i>Staples Advantage</i>	
8038192817	2/27/16 Office supplies	101.52
8038494012	3/19/16 Office supplies	79.77
	*** Total ***	181.29
	<i>Talent Assessment and Development, LLC</i>	
2353	March 2016 Services for advanced interview assessment	1,100.00
	*** Total ***	1,100.00
	<i>Union Bank, N.A.</i>	
969962	December 2015-February 2016 Custodial Bank fees	625.00
	*** Total ***	625.00
	<i>Water Systems Optimization, Inc.</i>	
998	1/20/16-2/22/16 Technical services for Water Loss Control program	9,298.48
	*** Total ***	9,298.48
	<i>Pauline D. Wennerstrom</i>	
032216	April-June 2016 Retiree medical premium	882.75
	*** Total ***	882.75
	<i>The Westin South Coast Plaza</i>	
MC26AA-032616	Facility and food for offsite 3/26/16 Special Board meeting	1,965.91
	*** Total ***	1,965.91
	<i>Total Core Expenditures</i>	575,316.79

Choice Expenditures:

	<i>Bryton</i>	
12566	164,550 Bill inserts for Spring water conservation programs	3,954.39
	*** Total ***	3,954.39
	<i>Chambers Group Inc.</i>	
30518	February 2016 Baseline environmental monitoring for Doheny Ocean Desal project	2,435.00
	*** Total ***	2,435.00
	<i>Discovery Science Center</i>	
DSOC/IV/14-	February 2016 School program	17,731.70
	*** Total ***	17,731.70
	<i>Freedom Communications, Inc.</i>	
61990003-MAR16	March 2016 Value of Water pages	27,000.00
	*** Total ***	27,000.00

**Municipal Water District of Orange County
Disbursement Approval Report
For the month of April 2016**

<i>Invoice#</i>	<i>Vendor / Description</i>	<i>Amount to Pay</i>
	Orange County Water District	
16067	February 2016 Postage for Water Use Efficiency programs	577.96
	*** Total ***	577.96
	Quick Signs & Graphics	
44171	20 Garden Friendly program lawn signs	477.90
44181	1 Garden Friendly program banner	319.63
	*** Total ***	797.53
	Top Hat Productions	
91411	3/3/16 Lunch for Water Use Efficiency Workgroup meeting	442.10
91488	3/30/16 Lunch for Water Loss Control workshop	467.91
	*** Total ***	910.01
	Total Choice Expenditures	<u>53,406.59</u>
Other Funds Expenditures:		
	Laguna Beach County Water District	
1000012033	September 2015-February 2016 Direct Install program	9,552.00
	*** Total ***	9,552.00
	Mega Maids	
7652	March 2016 WEROC N. EOC cleaning services	94.00
7720	March 2016 WEROC S. EOC cleaning services	94.00
	*** Total ***	188.00
	Mission RCD	
1961	February 2016 Field verifications for Water Use Efficiency rebate programs	24,778.16
	*** Total ***	24,778.16
	Office Solutions	
I-00924247	3/10/16 Office supplies	58.32
	*** Total ***	58.32
	Water Systems Optimization, Inc.	
998	1/20/16-2/22/16 Technical services for Water Loss Control program	34,805.00
	*** Total ***	34,805.00
	Total Other Funds Expenditures	<u>69,381.48</u>
	Total Expenditures	<u><u>698,104.86</u></u>

**Municipal Water District of Orange County
Disbursement Ratification Report
For the month of March 2016**

Check #	Date	Vendor # Invoice/CM #	Name / Description	Net Amount
Core Disbursements:				
132701	3/2/16	TIMEWA 5210-MAR16	Time Warner Cable March 2016 Telephone and internet expense ***Total ***	 1,280.57 1,280.57
132705	3/14/16	VERIZO 9761021827	Verizon Wireless February 2016 4G Mobile broadband unlimited service ***Total ***	 76.02 76.02
132706	3/15/16	ACKEEX 022916	Linda Ackerman February 2016 Business expense ***Total ***	 45.36 45.36
132710	3/15/16	C3OFFI INV48481	C3 Office Solutions LLC March 2016 Canon copier maintenance ***Total ***	 378.72 378.72
132714	3/15/16	DELAGE 49031465	De Lage Landen Public Finance March 2016 Canon copier lease ***Total ***	 509.00 509.00
132715	3/15/16	DINHPA 022916	Patrick Dinh February 2016 Business expense ***Total ***	 43.20 43.20
132720	3/15/16	IRONMO MJG0995	Iron Mountain February 2016 Storage/retrieval of archived document ***Total ***	 447.31 447.31
132723	3/15/16	LYONKE 022916	Keith Lyon January-February 2016 Business expense ***Total ***	 137.68 137.68
132732	3/15/16	TAMARI 022916	Satoru Tamaribuchi February 2016 Business expense ***Total ***	 198.18 198.18
132735	3/15/16	VOLZKE 022816	Jonathan Volzke February 2016 Business expense ***Total ***	 242.85 242.85
		BAEZHE	Heather Baez	
ACH001885	3/15/16	013116	January 2016 Business expense	119.03
ACH001886	3/15/16	030116	February-March 2016 Business expense ***Total ***	 716.03 835.06

**Municipal Water District of Orange County
Disbursement Ratification Report
For the month of March 2016**

Check #	Date	Vendor # Invoice/CM #	Name / Description	Net Amount
ACH001889	3/15/16	DICKEY 022916	Larry Dick February 2016 Business expense ***Total ***	176.58 176.58
ACH001893	3/15/16	FINNEG 022916	Joan Finnegan February 2016 Business expense ***Total ***	75.43 75.43
ACH001895	3/15/16	HINMAN 022916	Susan Hinman February 2016 Business expense ***Total ***	297.85 297.85
ACH001896	3/15/16	LOEWEN 022916	Laura Loewen February 2016 Business expense ***Total ***	102.57 102.57
ACH001908	3/15/16	THOMAS 022816	Jeffery Thomas February 2016 Business expense ***Total ***	78.84 78.84
132927	3/16/16	TIMEWA 3564-MAR16	Time Warner Cable March 2016 Telephone expense for 4 analog fax lines ***Total ***	144.93 144.93
133470	3/31/16	USBANK 5783/6533-FEB16	U.S. Bank 1/22/16-2/22/16 Cal Card charges ***Total ***	8,172.74 8,172.74
ACH001913	3/31/16	BACATI 031716	Tiffany Baca January-March 2016 Business expense ***Total ***	400.69 400.69
ACH001914	3/31/16	BAUMHA 022916	Melissa Baum-Haley January-February 2016 Business expense ***Total ***	139.18 139.18
ACH001915	3/31/16	DELATO 031416	Harvey De La Torre March 2016 Business expense	35.14
ACH001916	3/31/16	032116	March 2016 Business expense ***Total ***	61.80 96.94
ACH001918	3/31/16	HARRIS 031016	Cathleen M. Harris March 2016 Business expense ***Total ***	50.16 50.16
ACH001921	3/31/16	LOEWEN 033116	Laura Loewen March 2016 Business expense ***Total ***	97.67 97.67

**Municipal Water District of Orange County
Disbursement Ratification Report
For the month of March 2016**

Check #	Date	Vendor # Invoice/CM #	Name / Description	Net Amount
ACH001924	3/31/16	SECKEL 032816	Karl Seckel December 2015-February 2016 Business expense ***Total ***	56.42 56.42
Total Core Disbursements				14,083.95

Choice Disbursements:

133468	3/31/16	SDGE 7768-MAR16	San Diego Gas and Electric 2/21/16-3/21/16 Electrical service for Doheny Ocean Desal project ***Total ***	200.44 200.44
ACH001917	3/31/16	FAHLBE 033116	Beth Fahl March 2016 Business expense ***Total ***	60.83 60.83
Total Choice Disbursements				261.27

Other Funds Disbursements:

132697	3/2/16	ATTEOC 0532-FEB16	AT&T February 2016 WEROC N. EOC dedicated phone line ***Total ***	64.47 64.47
132702	3/9/16	TURFRP TR5W-IRWD-5506	Turf Removal Program M. Pradhan (re-issue) ***Total ***	472.00 472.00
132703	3/9/16	TURFRP TR5-SC-091	Turf Removal Program Presidential Heights Community Association (re-issue) ***Total ***	5,200.00 5,200.00
132704	3/9/16	TURFRP TR5W-MNT-3892	Turf Removal Program A. Abner ***Total ***	1,117.58 1,117.58
132705	3/14/16	VERIZO 9761021827	Verizon Wireless February 2016 4G Mobile broadband unlimited service ***Total ***	89.57 89.57
132708	3/15/16	ATTUVEOC 8599-MAR16	AT&T March 2016 U-verse internet service for WEROC N. EOC ***Total ***	55.00 55.00

Municipal Water District of Orange County
Disbursement Ratification Report
For the month of March 2016

Check #	Date	Vendor # Invoice/CM #	Name / Description	Net Amount
132725	3/15/16	OCWD	Orange County Water District	
		15995	January 2016 GWRS MET credit	1,189,161.25
			Total	1,189,161.25
	3/15/16	PUBSPA	Public Spaces Program	
132727		#8	City of Laguna Hills rebate	64,987.00
132728		030916	Mission Viejo rebate	61,470.00
			Total	126,457.00
132734	3/15/16	TURFRP	Turf Removal Program	
		TR5W-SM-3511A	J. Webster (re-issue)	4,576.00
			Total	4,576.00
		TURFRP	Turf Removal Program	
132736	3/15/16	TR5W-GG-3164	D. Nguyen	1,676.72
132737	3/15/16	TR6-HB-6192-5221	D. Hart	2,150.00
132738	3/15/16	TR6-HB-6667-6811	C. Ho	976.67
132739	3/15/16	TR6-NWPT-7097-21	P. Stevens	1,730.00
132740	3/15/16	TR6-O-7871-1650	R. Carter	4,189.11
132741	3/15/16	TR6-SC-7259-1302	R. Sutton	1,758.22
132742	3/15/16	TR6-ETWD-6180-25641	J. Brusca	1,580.00
132743	3/15/16	TR5W-GSWC-4004	B. Stoner	1,213.73
132744	3/15/16	TR5W-GSWC-4726	D. Mineo	1,788.00
132745	3/15/16	TR5W-GSWC-5174	D. Vo	3,434.00
132746	3/15/16	TR5W-GSWC-5771	M. Hunter	5,612.00
132747	3/15/16	TR5W-GSWC-5848	S. Albrecht	792.00
132748	3/15/16	TR6-GSWC-10083-330	R. Wilson	2,400.00
132749	3/15/16	TR6-GSWC-10294-4311	J. Uehara	774.00
132750	3/15/16	TR6-GSWC-10390-4478	P. Sandler	816.00
132751	3/15/16	TR6-GSWC-6383-5374	R. Tripp	3,532.00
132752	3/15/16	TR6-GSWC-7165-501	J. Lee	6,000.00
132753	3/15/16	TR6-GSWC-7274-10088	J. Groot	3,902.00
132754	3/15/16	TR6-GSWC-7413-10532	J. Sears	970.00
132755	3/15/16	TR6-GSWC-8037-310	D. Lee - Amko Development (Placentia)	4,612.00
132756	3/15/16	TR6-GSWC-8411-1536	R. Moretti	1,168.00
132757	3/15/16	TR6-GSWC-8460-3582	R. Brito	4,910.00
132758	3/15/16	TR6-GSWC-8765-3112	H. Taghdiri	3,766.00
132759	3/15/16	TR6-GSWC-9753-11375	D. Jones	2,048.00
132760	3/15/16	TR6-GSWC-9778-10432	J. Seeling	1,540.00
132761	3/15/16	TR5-IRWD-345	K. Rawls	3,266.00
132762	3/15/16	TR5W-IRWD-4153	D. Hinshaw	892.00
132763	3/15/16	TR5W-IRWD-4213	S. Tate	944.00
132764	3/15/16	TR5W-IRWD-4377	D. Clark	1,534.00
132765	3/15/16	TR5W-IRWD-4736D	K. OGrady	1,218.00
132766	3/15/16	TR5W-IRWD-5022	A. Grinstead	2,818.00
132767	3/15/16	TR5W-IRWD-5277	D. Hackett	1,124.00
132768	3/15/16	TR5W-IRWD-5406	L. Scholle	13,910.00
132769	3/15/16	TR5W-IRWD-5536	Z. Hernandez	3,500.00

Municipal Water District of Orange County
Disbursement Ratification Report
For the month of March 2016

Check #	Date	Vendor # Invoice/CM #	Name / Description	Net Amount
132770	3/15/16	TR5W-IRWD-6453	P. Whitmee	1,830.00
132771	3/15/16	TR5W-IRWD-5871	R. Henry	260.00
132772	3/15/16	TR6-IRWD-10057-12600	J. Ho	3,056.00
132773	3/15/16	TR6-IRWD-10108-25031	B. Hoiseth	2,078.00
132774	3/15/16	TR6-IRWD-10156-25	S. Roshanzaer	836.00
132775	3/15/16	TR6-IRWD-10158-21476	B. Wong	784.00
132776	3/15/16	TR6-IRWD-10298-15	P. Lam	1,090.00
132777	3/15/16	TR6-IRWD-10521-14661	S. Connolly	836.00
132778	3/15/16	TR6-IRWD-6286-15501	R. Ong	1,070.00
132779	3/15/16	TR6-IRWD-6343-23241	N. Grizzle	3,272.00
132780	3/15/16	TR6-IRWD-6359-22612	K. Felker	2,744.00
132781	3/15/16	TR6-IRWD-6540-25312	E. Ashman	1,884.00
132782	3/15/16	TR6-IRWD-6865-23	C. Do	504.00
132783	3/15/16	TR6-IRWD-6951-19342	S. Fjelstad	1,472.00
132784	3/15/16	TR6-IRWD-7174-18963	J. Summers	782.00
132785	3/15/16	TR6-IRWD-7353-20481	Herbalife Manufacturing, LLC (Lake Forest)	8,960.00
132786	3/15/16	TR6-IRWD-8117-30	G. Beauton	1,926.00
132787	3/15/16	TR6-IRWD-8148-77	K. Guoyavatin	282.00
132788	3/15/16	TR6-IRWD-8404-3	J. Harrison	3,864.00
132789	3/15/16	TR6-IRWD-8426-23	J. Welsh	2,934.00
132790	3/15/16	TR6-IRWD-8632-2	B. Liu	586.00
132791	3/15/16	TR6-IRWD-8692-12500	R. Yin	5,980.00
132792	3/15/16	TR6-IRWD-8892-15441	S. Campbell	1,806.00
132793	3/15/16	TR6-IRWD-8942-17891	TC Communications, Inc. (Irvine)	4,953.00
132794	3/15/16	TR6-IRWD-9021-21	R. Koch	2,114.00
132795	3/15/16	TR6-IRWD-9066-4892	V. Ton	1,576.00
132796	3/15/16	TR6-IRWD-9480-63	J. Asher	854.00
132797	3/15/16	TR6-IRWD-9728-1	S. Mikus	2,134.00
132798	3/15/16	TR6-IRWD-9824-11	T. Passerello	3,788.00
132799	3/15/16	TR7-IRWD-10693-55	G. Fu	806.00
132800	3/15/16	TR7-IRWD-11120-2	L. Sims	1,230.00
132801	3/15/16	TR7-IRWD-11132-14	W. Liu	662.00
132802	3/15/16	TR7-IRWD-11156-21901	K. Blitz	5,070.00
132803	3/15/16	TR7-IRWD-11235-26025	S. Ramirez	2,706.00
132804	3/15/16	TR7-IRWD-11284-25952	J. Fejeran	1,142.00
132805	3/15/16	TR7-IRWD-11306-28976	S. King	776.00
132806	3/15/16	TR7-IRWD-11318-14691	R. Tavares	1,450.00
132807	3/15/16	TR7-IRWD-11406-23	J. Hendrickson	1,248.00
132808	3/15/16	TR7-IRWD-11431-9	R. Beaulac	528.00
132809	3/15/16	TR7-IRWD-11674-53	D. Weintraub	500.00
132810	3/15/16	TR7-IRWD-11683-24992	S. DeNicola	1,084.00
132811	3/15/16	TR7-IRWD-11701-55	J. Duan	360.00
132812	3/15/16	TR7-IRWD-11815-21836	T. Trytten	1,624.00
132813	3/15/16	TR7-IRWD-23493-1510	R. Marfatia	2,262.00
132814	3/15/16	TR7-IRWD-23583-22542	D. Cain	820.00
132815	3/15/16	TR6-IRWD-8434-25971	S. and J. Scardina	884.00
132816	3/15/16	TR6-IRWD-8459-26432	D. Rodriguez	5,150.00
132817	3/15/16	TR6-IRWD-8462-2615	T. Messmer	370.00

**Municipal Water District of Orange County
Disbursement Ratification Report
For the month of March 2016**

Check #	Date	Vendor # Invoice/CM #	Name / Description	Net Amount
132818	3/15/16	TR7-IRWD-11609-22651	R. Clark	2,786.00
132819	3/15/16	TR6-MNT-6179-17	R. Meng	1,106.00
132820	3/15/16	TR6-MNT-10346-24822	R. Hanakawa	514.40
132821	3/15/16	TR6-MNT-10364-4	L. Brenes	787.34
132822	3/15/16	TR6-YLWD-6204-5474	F. Bailey	2,380.00
132823	3/15/16	TR5W-BP-6057	M. Foulkes	2,474.00
132824	3/15/16	TR5-FV-024	T. Nhan	2,648.00
132825	3/15/16	TR6-FV-10036-18939	M. Kennan	1,080.00
132826	3/15/16	TR6-FV-10381-9730	M. Mathews	3,180.00
132827	3/15/16	TR6-FV-7276-18577	S. Nguyen	2,482.00
132828	3/15/16	TR6-FV-8693-11724	H. Mkrdjian	850.00
132829	3/15/16	TR6-FV-9704-17926	J. Armstrong	1,124.00
132830	3/15/16	TR5W-GG-3194	T. Chang	2,430.00
132831	3/15/16	TR5W-GG-4487	D. Lewis	10,912.00
132832	3/15/16	TR5W-GG-4488	S. Kim	2,040.00
132833	3/15/16	TR6-GG-10042-12612	C. Nguyen	4,371.01
132834	3/15/16	TR6-GG-8150-8611	D. Powers	3,506.00
132835	3/15/16	TR6-HB-10143-17912	T. and A. Arnold	4,938.00
132836	3/15/16	TR6-HB-6622-8472	A. Hale	802.84
132837	3/15/16	TR6-HB-6771-17331	C. Eguchi	1,621.22
132838	3/15/16	TR6-HB-7198-9611	M. Kelso	1,590.00
132839	3/15/16	TR6-HB-7988-708	F. Babayan	1,609.35
132840	3/15/16	TR6-HB-8109-8851	P. Heitmeyer	1,220.00
132841	3/15/16	TR6-HB-8779-19161	J. Gustafson	1,753.00
132842	3/15/16	TR6-HB-9410-8401	R. Molloy	3,030.00
132843	3/15/16	TR6-LP-6972-7642	R. Gahagan	1,134.00
132844	3/15/16	TR5W-NWPT-5521	J. Norberg	1,224.00
132845	3/15/16	TR6-NWPT-7250-1126	R. Fitzgerald	2,534.00
132846	3/15/16	TR6-NWPT-7424-2008	R. Longman	2,068.00
132847	3/15/16	TR6-NWPT-7502-1132	D. Woltemath	2,428.00
132848	3/15/16	TR6-NWPT-7754-1209	G. Dreyfus	664.00
132849	3/15/16	TR6-NWPT-8120-1715	J. Feeley	1,108.00
132850	3/15/16	TR5W-O-5474	Los Tesoros HOA (Lake Forest)	1,950.00
132851	3/15/16	TR5W-O-5541	S. and R. Hall	6,229.26
132852	3/15/16	TR6-O-10433-2621	S. Nguyen	6,000.00
132853	3/15/16	TR6-O-6367-631	D. Ronan	5,986.00
132854	3/15/16	TR6-O-6381-2838	L. Tong	1,506.00
132855	3/15/16	TR6-O-7068-919	P. Meza	3,700.00
132856	3/15/16	TR6-O-7716-875	C. Blevins	3,096.00
132857	3/15/16	TR6-O-8068-3735	J. Gulliver	3,676.00
132858	3/15/16	TR6-O-8519-605	M. Price	1,728.00
132859	3/15/16	TR6-O-8895-3929	A. Truong	4,434.00
132860	3/15/16	TR6-O-9359-4187	C. Zanotti	1,226.00
132861	3/15/16	TR6-O-9751-222	T. Burton	856.00
132862	3/15/16	TR5W-SC-3234	J. Grey	1,228.00
132863	3/15/16	TR5W-SC-4470	G. Hazlett	2,974.00
132864	3/15/16	TR6-SC-10184-2850	N. Jago	4,608.00
132865	3/15/16	TR6-SC-10297-221	City of San Clemente	9,532.00

**Municipal Water District of Orange County
Disbursement Ratification Report
For the month of March 2016**

<i>Check #</i>	<i>Date</i>	<i>Vendor # Invoice/CM #</i>	<i>Name / Description</i>	<i>Net Amount</i>
132866	3/15/16	TR6-SC-10393-3106	L. Santos	1,258.00
132867	3/15/16	TR6-SC-10430-1204	M. Rogers	2,412.00
132868	3/15/16	TR6-SC-6885-351	J. Jones	630.00
132869	3/15/16	TR6-SC-7059-247	D. Horner	1,532.00
132870	3/15/16	TR6-SC-7464-1705	S. Price	952.00
132871	3/15/16	TR6-SC-8943-2142	S. Hinrichs	1,542.00
132872	3/15/16	TR6-SC-9946-102	L. Cavell	4,010.00
132873	3/15/16	TR5W-SJC-4072	C. Smith	3,488.00
132874	3/15/16	TR5W-SJC-4199	M. Davidson	2,714.00
132875	3/15/16	TR5W-SJC-4326	L. Salazar	1,164.00
132876	3/15/16	TR5W-SJC-4767	S. Rios	5,510.00
132877	3/15/16	TR5W-SJC-4796	C. Stavana	1,114.00
132878	3/15/16	TR5W-SJC-5216	T. McCardle	3,382.00
132879	3/15/16	TR6-SJC-10271-33791	J. Bottjer	2,678.00
132880	3/15/16	TR6-SJC-6553-25451	K. Sweet	1,170.00
132881	3/15/16	TR6-SJC-6889-31971	S. Kelly	2,634.00
132882	3/15/16	TR6-SJC-7708-27781	C. Reddick	602.00
132883	3/15/16	TR6-SJC-8072-31862	J. Mazzotti	2,654.00
132884	3/15/16	TR6-SJC-8303-25601	K. Velasquez	387.97
132885	3/15/16	TR6-SJC-9124-27112	San Juan Community Association #4 (Laguna Niguel)	15,377.00
132886	3/15/16	TR6-SB-7497-253	D. Noonan	910.00
132887	3/15/16	TR5W-TUST-3440	J. George	3,946.00
132888	3/15/16	TR5W-TUST-6036	Tustin Unified School District	5,090.00
132889	3/15/16	TR6-TUST-10139-13291	G. Rowell	6,000.00
132890	3/15/16	TR6-TUST-10425-12591	J. Mills	5,013.00
132891	3/15/16	TR6-TUST-7003-17471	R. Rzepecki	4,200.00
132892	3/15/16	TR6-TUST-7703-1562	T. Hong	5,907.00
132893	3/15/16	TR6-TUST-7979-13902	Tree Haven Owners Association (Santa Ana)	25,000.00
132894	3/15/16	TR5W-WEST-5339	N. Tran	1,562.00
132895	3/15/16	TR6-ETWD-9417-24335	J. Goldstein	1,466.00
132896	3/15/16	TR6-IRWD-9484-18	M. Spitz	1,334.00
132897	3/15/16	TR6-IRWD-9874-27	N. Kingston	2,602.00
132898	3/15/16	TR6-MNT-8803-1	City of Mission Viejo	7,504.00
132899	3/15/16	TR6-MNT-8809-1	City of Mission Viejo	6,314.00
132900	3/15/16	TR6-MNT-8805-1	City of Mission Viejo	3,524.50
132901	3/15/16	TR5W-MNT-5959	G. Weber	6,366.50
132902	3/15/16	TR6-MNT-6708-27033	City of Mission Viejo	8,610.00
132903	3/15/16	TR6-MNT-6654-1	City of Mission Viejo	10,030.59
132904	3/15/16	TR6-SM-8838-1	City of Mission Viejo	25,373.00
132905	3/15/16	TR6-SM-8782-1	City of Mission Viejo	5,194.00
132906	3/15/16	TR6-SM-6656-1	City of Mission Viejo	2,652.00
132907	3/15/16	TR6-SM-8785-1	City of Mission Viejo	3,574.00
132908	3/15/16	TR6-HB-7990-704	F. Babayan	2,682.00
132909	3/15/16	TR7-TC-24784-31855	M. Froome	1,540.00
132910	3/15/16	TR7-SM-11274-26	G. DeMattia	510.00
132911	3/15/16	TR7-HB-11295-16952	L. Thomas	1,000.00
132912	3/15/16	TR7-BREA-11194-811	B. Armani	2,250.00
132913	3/15/16	TR7-SJC-11514-29565	L. McClain	2,000.00

**Municipal Water District of Orange County
Disbursement Ratification Report
For the month of March 2016**

Check #	Date	Vendor # Invoice/CM #	Name / Description	Net Amount
132914	3/15/16	TR7-HB-11632-6922	W. Stevens	826.00
132915	3/15/16	TR7-SM-23734-26336	M. Schroeder	1,100.00
132916	3/15/16	TR7-LP-10999-7302	A. Caira	1,400.00
132917	3/15/16	TR7-SM-11254-19	L. Noyes	1,598.00
132918	3/15/16	TR7-R-BREA-2017-1961	J. Kimble	1,200.00
132919	3/15/16	TR7-SM-11763-9	R. Lantz	1,572.00
132920	3/15/16	TR7-BREA-11777-1710	M. Robertson	900.00
132921	3/15/16	TR6-BREA-10062-1292	P. Boss	3,166.00
				535,723.43
DRIPPR				
Spray to Drip Program				
132923	3/16/16	S2D-SCWD-3863	T. Parry	350.00
132924	3/16/16	S2D-SMWD-3847	A. Spencer	205.00
132925	3/16/16	S2D-SMWD-3873	M. Beas	602.40
132926	3/16/16	S2D-SMWD-3871	J. Boelter	151.74
***Total ***				1,309.14
TURFRP				
Turf Removal Program				
132928	3/23/16	TR6-SOCO-8006-22353	R. Elster	2,912.00
***Total ***				2,912.00
TURFRP				
Turf Removal Program				
132929	3/25/16	TR6-BREA-9440-300	F. or S. Schneider	1,564.00
132930	3/25/16	TR6-BP-9357-7642	J. Kim	4,614.00
132931	3/25/16	TR6-GG-10258-5792	K. Armstrong	1,336.00
132932	3/25/16	TR5W-HB-1173	G. Boehm	5,230.00
132933	3/25/16	TR5W-HB-5398	J. Holmes	5,218.00
132934	3/25/16	TR6-HB-6561-8122	T. Brinker	408.32
132935	3/25/16	TR6-HB-7265-6232	J. Barnes	2,640.00
132936	3/25/16	TR6-HB-7663-8501	C. Cribbs	870.00
132937	3/25/16	TR6-HB-8881-6002	P. Pockels	3,422.00
132938	3/25/16	TR6-HB-9179-15172	K. Hesse	1,892.00
132939	3/25/16	TR6-HB-9251-1713	T. Anthony	986.84
132940	3/25/16	TR5W-SC-4051	R. Martinez	3,050.00
132941	3/25/16	TR5W-SC-5273	Sea Pointe Estates (San Clemente)	1,040.00
132942	3/25/16	TR5W-SC-5275	Sea Pointe Estates (San Clemente)	5,160.00
132943	3/25/16	TR5W-SC-5278	Sea Pointe Estates (San Clemente)	10,912.00
132944	3/25/16	TR5W-SC-5435	A. Fuertes	1,006.00
132945	3/25/16	TR5W-SC-5770	R. Realmuto	4,046.00
132946	3/25/16	TR6-SC-10103-529	D. Kulstad	5,646.00
132947	3/25/16	TR6-SC-10379-1302	A. Gottardi	252.00
132948	3/25/16	TR6-SC-6366-5215	S. Blaney	2,224.00
132949	3/25/16	TR6-SC-7221-2016	D. Meindertsma	1,304.00
132950	3/25/16	TR6-SC-7654-602	M. Pisoni	2,936.00
132951	3/25/16	TR6-SC-9520-2802	L. Muslin	2,166.00
132952	3/25/16	TR6-SC-9915-2861	T. Murphy	3,174.00
132953	3/25/16	TR5W-TUST-4692	E. Weltmer	4,117.00
132954	3/25/16	TR5W-TUST-5601	M. Castle	6,213.00

Municipal Water District of Orange County
Disbursement Ratification Report
For the month of March 2016

Check #	Date	Vendor # Invoice/CM #	Name / Description	Net Amount
132955	3/25/16	TR5W-TUST-6053	A. Jensen	6,054.00
132956	3/25/16	TR6-TUST-6887-13052	O. Olmedo	1,416.00
132957	3/25/16	TR6-TUST-7550-12112	E. Dalis	4,632.00
132958	3/25/16	TR6-WEST-7233-5842	E. Karpukh	1,080.00
132959	3/25/16	TR6-WEST-8217-14332	T. Pham	1,852.00
132960	3/25/16	TR6-WEST-9642-6472	G. Austin	2,722.00
132961	3/25/16	TR6-ETWD-10199-25875	L. De La Cruz	1,472.00
132962	3/25/16	TR6-ETWD-10462-25742	S. Lewis	1,466.15
132963	3/25/16	TR6-ETWD-6126-26611	R. Clark	1,848.00
132964	3/25/16	TR6-ETWD-9313-23592	L. Rockhold	1,402.00
132966	3/25/16	TR5W-GSWC-5495	S. Yoon	7,904.00
132967	3/25/16	TR6-GSWC-6104-11841	P. OConnell	1,772.00
132968	3/25/16	TR6-GSWC-6638-10801	M. McAlister	2,574.00
132969	3/25/16	TR6-GSWC-7285-8362	H. Nguyen	3,184.00
132970	3/25/16	TR6-GSWC-8752-3282	G. Post	1,640.00
132971	3/25/16	TR5W-IRWD-3579	J. Davis	530.00
132972	3/25/16	TR6-IRWD-7525-17112	CNH, LLC (Irvine)	4,486.00
132973	3/25/16	TR6-IRWD-7529-1672	CNH, LLC (Irvine)	1,868.00
132974	3/25/16	TR6-MESA-6928-274	S. Dewane	6,000.00
132975	3/25/16	TR5W-MNT-4039	G. Anfuso	1,291.50
132976	3/25/16	TR5W-MNT-4546	F. Kamgar	3,717.00
132977	3/25/16	TR5W-MNT-5226	R. Johnson	7,238.00
132978	3/25/16	TR5W-MNT-5820	T. Dayton	3,286.50
132979	3/25/16	TR6-MNT-10031-35	M. George	4,300.00
132980	3/25/16	TR6-MNT-10219-23308	C. Evans	2,755.00
132981	3/25/16	TR6-MNT-10282-10	A. Jannard	20,052.00
132982	3/25/16	TR6-MNT-10596-26492	F. Wang	7,073.50
132983	3/25/16	TR6-MNT-6193-23982	R. Davies	6,049.00
132984	3/25/16	TR6-MNT-6360-28411	J. Hudson	2,373.00
132985	3/25/16	TR6-MNT-6386-31141	Monarch Summit II (Mission Viejo)	11,420.00
132986	3/25/16	TR6-MNT-6563-24381	M. Dyer	2,635.50
132987	3/25/16	TR6-MNT-6809-29792	M. Shore	2,475.00
132988	3/25/16	TR6-MNT-7544-5	K. Sadeghi	1,435.00
132989	3/25/16	TR6-MNT-7553-8	J. Vaughan	6,688.50
132990	3/25/16	TR6-MNT-7577-26331	V. Williams	1,910.00
132991	3/25/16	TR6-MNT-7753-7	E. Kerr	6,769.00
132992	3/25/16	TR6-MNT-7786-30766	W. Bowman	4,239.00
132993	3/25/16	TR6-MNT-7877-33	P. Stirtz	4,205.00
132994	3/25/16	TR6-MNT-7900-26711	R. Carter	3,356.50
132995	3/25/16	TR6-MNT-8053-26345	C. Schwab	4,875.00
132996	3/25/16	TR6-MNT-8153-25293	S. Rigas	1,260.00
132997	3/25/16	TR6-MNT-8242-24652	D. Walker	8,543.50
132998	3/25/16	TR6-MNT-8394-12	S. Quigley	3,715.00
132999	3/25/16	TR6-MNT-8571-23576	S. Skinner	1,414.00
133000	3/25/16	TR6-MNT-8685-26505	N. Haupenthal	1,350.00
133001	3/25/16	TR6-MNT-8725-27785	D. Raheja	1,451.00
133002	3/25/16	TR6-MNT-9018-27551	L. Block	9,842.00
133003	3/25/16	TR6-MNT-9301-31172	J. Voss	2,250.00

**Municipal Water District of Orange County
Disbursement Ratification Report
For the month of March 2016**

Check #	Date	Vendor # Invoice/CM #	Name / Description	Net Amount
133004	3/25/16	TR6-MNT-9583-50	D. Wolin	1,855.00
133005	3/25/16	TR6-MNT-9758-26052	E. Stoddard	14,764.50
133006	3/25/16	TR7-MNT-11130-24572	J. Dvorznak	2,089.50
133007	3/25/16	TR7-MNT-11139-8	B. Trottman	2,971.50
133008	3/25/16	TR7-MNT-11538-26712	J. Marshall	1,289.50
133009	3/25/16	TR7-MNT-11778-22	D. Olds	600.00
133010	3/25/16	TR7-MNT-11918-23612	D. Forsyth	2,999.50
133011	3/25/16	TR7-MNT-11939-25931	R. Tayenaka	1,890.00
133012	3/25/16	TR6-SWD-7714-18891	J. Bartley	5,424.00
133013	3/25/16	TR5-SOCO-106	K. Fraser	848.00
133014	3/25/16	TR6-TC-9668-31862	R. Chamberlain	5,886.00
133015	3/25/16	TR6-YLWD-8592-4771	M. Ham	2,562.00
133016	3/25/16	TR7-IRWD-11341-21935	G. Fernandez	2,218.00
133017	3/25/16	TR6-NWPT-6525-1106	R. Wilson	2,234.00
133018	3/25/16	TR6-TUST-10088-14722	J. Pirmann	9,000.00
133019	3/25/16	TR6-TUST-6978-13131	A. Kendall	2,025.00
133020	3/25/16	TR6-TUST-9741-13241	D. Whitsell	3,078.00
133021	3/25/16	TR6-TUST-9961-13001	B. Brown	5,193.00
133022	3/25/16	TR5W-ETWD-5613	R. Zayas	2,470.24
133023	3/25/16	TR6-ETWD-8470-24532	F. Soliman	2,108.00
133024	3/25/16	TR6-ETWD-8804-25291	Park Aliso Villas HOA (Santa Ana)	8,659.00
133025	3/25/16	TR6-ETWD-8860-24251	R. Alcala	3,100.00
133026	3/25/16	TR5W-GSWC-5077	J. Sikes	2,412.00
133027	3/25/16	TR5W-GSWC-5371	J. Lascari	2,866.00
133028	3/25/16	TR5W-GSWC-5936	K. Rosenberg	1,554.00
133029	3/25/16	TR6-GSWC-10135-408	A. Cuthbert	350.00
133030	3/25/16	TR6-GSWC-10231-324	S. Tanaka	2,976.00
133031	3/25/16	TR6-GSWC-6810-1734	T. Olson	2,734.00
133032	3/25/16	TR6-GSWC-7134-407	N. Tabio	804.00
133033	3/25/16	TR6-GSWC-7627-1352	M. Sporty	1,844.00
133034	3/25/16	TR6-GSWC-9036-19731	C. Mona	758.00
133035	3/25/16	TR6-GSWC-9075-10112	E. Chipp	1,522.00
133036	3/25/16	TR6-GSWC-9483-1302	D. Wheeler	980.00
133037	3/25/16	TR6-GSWC-9494-1642	A. Ordoubadian	1,774.00
133038	3/25/16	TR5W-IRWD-4076	J. Aranke	270.00
133039	3/25/16	TR5W-IRWD-5335	T. Quebbemann	4,900.00
133040	3/25/16	TR5W-IRWD-5562	J. Shedarowich	4,304.00
133041	3/25/16	TR5W-IRWD-5625	K. Dunn	1,836.00
133042	3/25/16	TR5W-IRWD-5809ADD	K. Lazarovits	640.00
133043	3/25/16	TR5W-IRWD-6050	C. or J. Karjala	1,274.03
133044	3/25/16	TR6-IRWD-10004-17692	KAPAAR, Inc. (Irvine)	2,102.00
133045	3/25/16	TR6-IRWD-10316-22113	L. Ward	2,224.00
133046	3/25/16	TR6-IRWD-10428-8	A. Strauss	1,784.00
133047	3/25/16	TR6-IRWD-6128-26	J. Lipton	1,125.00
133048	3/25/16	TR6-IRWD-6306-21461	L. Linton	1,808.00
133049	3/25/16	TR6-IRWD-6473-18981	F. Hite	2,314.00
133050	3/25/16	TR6-IRWD-6794-74	R. Collins	724.00
133051	3/25/16	TR6-IRWD-7110-22	Turtle Rock Summit Town Association (Laguna Hills)	12,722.00

**Municipal Water District of Orange County
Disbursement Ratification Report
For the month of March 2016**

Check #	Date	Vendor # Invoice/CM #	Name / Description	Net Amount
133052	3/25/16	TR6-IRWD-8007-40	G. Jeffery	1,236.00
133053	3/25/16	TR6-IRWD-8065-25251	Hillview Serrano HOA (Irvine)	4,774.00
133054	3/25/16	TR6-IRWD-8280-4502	L. Peterson	1,388.00
133055	3/25/16	TR6-IRWD-8493-25102	A. Nelson	3,078.00
133056	3/25/16	TR6-IRWD-8500-8	R. Pestolesi	530.00
133057	3/25/16	TR6-IRWD-8584-4	G. Kanthatham	506.00
133058	3/25/16	TR6-IRWD-9056-22291	R. Stein	680.00
133059	3/25/16	TR6-IRWD-9242-2	C. Sentner	1,446.00
133060	3/25/16	TR6-IRWD-9913-35	J. Evans	1,610.00
133061	3/25/16	TR7-IRWD-11163-5	M. Goldfarb	824.00
133062	3/25/16	TR7-IRWD-11448-25042	P. Lettieri	1,454.00
133063	3/25/16	TR7-IRWD-11504-10	B. Kaino	728.00
133064	3/25/16	TR7-IRWD-11552-17302	O. Zabarsky	6,000.00
133065	3/25/16	TR7-IRWD-11605-21802	S. Liu	848.00
133066	3/25/16	TR7-IRWD-11673-7	C. Terrasi	948.00
133067	3/25/16	TR7-IRWD-23455-22	P. Siemion	1,084.00
133068	3/25/16	TR7-IRWD-23655-25201	B. McCann	768.00
133069	3/25/16	TR5W-LB-5198	S. Lucidi-Azera	4,350.00
133070	3/25/16	TR6-LB-9973-3090	S. Simchowitz	864.00
133071	3/25/16	TR5W-MNT-4022	K. Atton	3,339.00
133072	3/25/16	TR5W-MNT-4743	S. Long	2,485.00
133073	3/25/16	TR6-MNT-6564-18	N. Benedetti	2,131.50
133074	3/25/16	TR6-MNT-7013-30992	D. Armstrong	1,750.00
133075	3/25/16	TR6-MNT-7724-27101	Oxford Spectrum Wilson, LLC. (Aliso Viejo)	2,672.50
133076	3/25/16	TR6-MNT-7806-5	M. Harden	3,427.00
133077	3/25/16	TR6-MNT-8456-5	G. Gill	3,035.00
133078	3/25/16	TR6-MNT-9486-28491	S. Poulalion	2,222.50
133079	3/25/16	TR6-SWD-6886-18512	R. Barnett	5,061.68
133080	3/25/16	TR6-SOCO-6792-33881	D. Snipes	3,360.00
133081	3/25/16	TR5W-YLWD-3416	K. Muranaka	7,662.00
133082	3/25/16	TR6-YLWD-10112-4781	D. Kennedy	3,230.00
133083	3/25/16	TR6-O-8376-3723	P. Ohsan	5,142.00
133084	3/25/16	TR6-GSWC-8911-3122	S. Lamoureux	2,152.00
133085	3/25/16	TR7-IRWD-11327-32	V. Mackey	1,342.00
133086	3/25/16	TR5W-SM-5812	Palmia Master Association (Mission Viejo)	25,000.00
133087	3/25/16	TR6-SM-8054ADD-21092	S. Wright	282.40
133089	3/25/16	TR5W-HB-5187	D. Saylor	563.91
				523,139.07
		TURFRP	Turf Removal Program	
133090	3/29/16	TR5-TUST-018	C. Owen	1,502.00
133091	3/29/16	TR6-ETWD-6489-24932	F. Jones	1,004.23
133092	3/29/16	TR6-GSWC-7163-1028	J. Sifter	2,532.00
133093	3/29/16	TR6-GSWC-8239-5851	E. Galloway	2,086.00
133094	3/29/16	TR5W-IRWD-5310	B. Endres	1,566.00
133095	3/29/16	TR6-IRWD-9204-20975	R. Rigole	6,000.00
133096	3/29/16	TR7-IRWD-11798-22102	D. Frigger	1,294.00
133097	3/29/16	TR7-IRWD-23699-24971	V. Alasti	1,864.00
133098	3/29/16	TR5W-MESA-4908	K. Seckel	1,266.00

**Municipal Water District of Orange County
Disbursement Ratification Report
For the month of March 2016**

Check #	Date	Vendor # Invoice/CM #	Name / Description	Net Amount
133099	3/29/16	TR6-MESA-10516-2324	D. Goldmann	2,532.00
133100	3/29/16	TR6-MESA-6202-2375	R. Carlson	1,034.00
133101	3/29/16	TR6-MESA-6243-2281	Canyon Heights HOA (Costa Mesa)	399.00
133102	3/29/16	TR6-MESA-8067-2881	Bear Villa Apartments (Laguna Hills)	2,663.00
133103	3/29/16	TR5W-MNT-5558	W. Hillyard	4,172.00
133104	3/29/16	TR5W-MNT-5579	S. Leone	2,385.00
133105	3/29/16	TR5W-MNT-5800	G. Luther	3,448.00
133106	3/29/16	TR6-MNT-10002-26492	P. Wachenheim	3,325.00
133107	3/29/16	TR6-MNT-10459-26936	D. McElhaney	1,946.00
133108	3/29/16	TR6-MNT-6828-15	S. Grabske	7,317.50
133109	3/29/16	TR6-MNT-7302-25241	G. Danenhauer	5,060.00
133110	3/29/16	TR6-MNT-7885-25901	M. Toohey	6,081.40
133111	3/29/16	TR6-MNT-8223-26112	K. Darban	3,255.00
133112	3/29/16	TR6-MNT-8457-28705	P. Lask	3,358.50
133113	3/29/16	TR6-MNT-8476-25041	G. Trauffer	4,574.50
133114	3/29/16	TR6-MNT-8660-24556	P. Cook	5,875.00
133115	3/29/16	TR6-MNT-9252-30401	B. Harper	2,990.00
133116	3/29/16	TR5-SM-159	City of Mission Viejo	61,470.00
133117	3/29/16	TR5W-SM-4084	N. Donsker	2,408.00
133118	3/29/16	TR5W-SM-5104	T. Glander	1,038.00
133119	3/29/16	TR5W-SM-5267	J. Utterback	1,758.00
133120	3/29/16	TR5W-SM-5637	H. Knox	890.00
133121	3/29/16	TR6-SM-10034-8	P. Dolbee	1,116.00
133122	3/29/16	TR6-SM-10051-27182	M. Liberg	1,558.00
133123	3/29/16	TR6-SM-10518-22511	D. Teran	1,384.00
133124	3/29/16	TR6-SM-10636-27651	Casta del Sol HOA (Mission Viejo)	23,980.00
133125	3/29/16	TR6-SM-6101-21081	S. Jones	736.00
133126	3/29/16	TR6-SM-6434-22300	Canyon Estates Community Association (Mission Viejo)	2,545.00
133127	3/29/16	TR6-SM-6463-1	B. Foster	2,300.00
133128	3/29/16	TR6-SM-6652-49	D. Reed	508.00
133129	3/29/16	TR6-SM-6705-27221	P. Hinds	4,058.00
133130	3/29/16	TR6-SM-6840-11	J. Graham	3,866.00
133131	3/29/16	TR6-SM-7478-27101	L. Burns	1,208.00
133132	3/29/16	TR6-SM-7536-25066	K. Fallahay	968.00
133133	3/29/16	TR6-SM-7606-7	R. Bozarth	438.00
133134	3/29/16	TR6-SM-7723-27292	B. Salamack	1,224.00
133135	3/29/16	TR6-SM-8152-23	R. Falconi	1,080.00
133136	3/29/16	TR6-SM-8290-15	C. Evans	578.00
133137	3/29/16	TR6-SM-8553-21565	D. Elliott	6,000.00
133138	3/29/16	TR6-SM-8833-25915	J. Johnston	800.00
133139	3/29/16	TR6-SM-9335-27665	L. Stoneberger	1,522.00
133140	3/29/16	TR6-SM-9601-23732	S. Gonsowski	1,302.00
133141	3/29/16	TR6-SM-9667-11	M. Pedro	1,006.00
133142	3/29/16	TR6-SM-9841-8	R. Nieto	1,768.00
133143	3/29/16	TR6-SWD-7141-18561	G. Peterson	1,284.00
133144	3/29/16	TR6-SWD-7837-18412	D. Heide	3,160.00
133145	3/29/16	TR5W-SOCO-4149	K. Adams	2,384.00
133146	3/29/16	TR5W-SOCO-4165	J. Armstrong	866.00

Municipal Water District of Orange County
Disbursement Ratification Report
For the month of March 2016

Check #	Date	Vendor # Invoice/CM #	Name / Description	Net Amount
133147	3/29/16	TR5W-SOCO-4591	R. Piwonka	860.00
133148	3/29/16	TR5W-SOCO-4865	L. Linamen	1,478.00
133149	3/29/16	TR5W-SOCO-5640	J. Moses	2,792.00
133150	3/29/16	TR6-SOCO-10509-32502	J. Brennock	6,000.00
133151	3/29/16	TR6-SOCO-6071-0	Lantern Bay Villas Association (Dana Point)	25,000.00
133152	3/29/16	TR6-SOCO-7784-26759	G. McGowan	550.00
133153	3/29/16	TR6-SOCO-9343-24351	Dana Point Seaview HOA (San Clemente)	3,638.00
133154	3/29/16	TR6-TC-7539-21596	S. McIntyre	3,200.00
133155	3/29/16	TR5W-YLWD-4081	J. Sun	3,528.00
133156	3/29/16	TR5W-YLWD-4121	V. Diaz	6,000.00
133157	3/29/16	TR5W-YLWD-4588	W. Freeman	2,138.00
133158	3/29/16	TR5W-YLWD-4699	M. Wong	15,990.00
133159	3/29/16	TR5W-YLWD-5011	J. Chen	17,968.00
133160	3/29/16	TR5W-YLWD-5639	B. Wilson	1,694.00
133161	3/29/16	TR5W-YLWD-5646	D. Holland	2,294.00
133162	3/29/16	TR5W-YLWD-5899	V. Tivenan	1,502.00
133163	3/29/16	TR5W-YLWD-6015	A. Weissman	880.00
133164	3/29/16	TR6-YLWD-10398-17091	T. Anderson	618.00
133165	3/29/16	TR6-YLWD-6513-17862	W. Hauptmeier	2,008.00
133166	3/29/16	TR6-YLWD-7154-4171	L. Bruno	2,376.00
133167	3/29/16	TR6-YLWD-7239-5615	P. Vitt	1,418.00
133168	3/29/16	TR6-YLWD-7470-4453	A. D'Amico	1,340.00
133169	3/29/16	TR6-YLWD-7696-4481	R. Haines	6,000.00
133170	3/29/16	TR6-YLWD-7902-4125	R. Mora	1,212.00
133171	3/29/16	TR6-YLWD-8000-2120	G. Godel	3,950.00
133172	3/29/16	TR6-YLWD-8621-24550	A. or D. Tipping	1,664.00
133173	3/29/16	TR6-YLWD-8928-6161	J. Lemond	1,048.00
133174	3/29/16	TR6-YLWD-9468-17432	E. Padget	594.00
133175	3/29/16	TR6-YLWD-9611-1013	J. Li	1,792.00
133176	3/29/16	TR6-YLWD-9646-20485	G. Shah	2,822.00
133177	3/29/16	TR6-YLWD-9690-24180	S. Martin	2,056.00
133178	3/29/16	TR6-YLWD-9698-5261	M. Blais	6,000.00
133179	3/29/16	TR6-BREA-10114-711	R. Calmelat	2,020.00
133180	3/29/16	TR6-BREA-10358-100	C. or B. Nakagawa	1,620.00
133181	3/29/16	TR6-BREA-7909-308	T. Dinh	6,000.00
133182	3/29/16	TR6-BREA-8492-4442	Brea Olinda Master Community (Irvine)	13,661.00
133183	3/29/16	TR6-BREA-8611-2501	W. Shen	798.00
133184	3/29/16	TR6-BREA-9615-680	J. Ong	1,090.00
133185	3/29/16	TR6-BP-7917-5522	S. Cho	6,000.00
133186	3/29/16	TR6-BP-8644-7920	G. Kaneshiro	2,252.00
133187	3/29/16	TR6-FV-6587-9460	C. Nguyen	3,754.00
133188	3/29/16	TR6-FV-9117-10449	M. Krebs	1,864.00
133189	3/29/16	TR6-GG-7827-5341	L. Sutto	2,216.00
133190	3/29/16	TR6-GG-8471-12261	T. Nguyen	4,206.00
133191	3/29/16	TR6-GG-9159-12342	Garden Grove Unified School District	21,482.05
133192	3/29/16	TR6-GG-9407-13062	H. An	5,154.00
133193	3/29/16	TR6-GG-9551-6781	M. Hender	1,540.00
133194	3/29/16	TR5W-HB-3808	K. French	1,870.00

Municipal Water District of Orange County
Disbursement Ratification Report
For the month of March 2016

Check #	Date	Vendor # Invoice/CM #	Name / Description	Net Amount
133195	3/29/16	TR5W-HB-4915	R. Cade	2,020.00
133196	3/29/16	TR5W-HB-5908	A. Blodgett	1,339.13
133197	3/29/16	TR6-HB-8698-22322	J. Bailey	1,626.00
133198	3/29/16	TR6-HB-8828-17451	J. Bixby	3,298.00
133199	3/29/16	TR6-LH-10365-650	S. Ladd	2,638.00
133200	3/29/16	TR6-NWPT-7341-419	V. Swanson	512.00
133201	3/29/16	TR6-NWPT-8221-908	T. Woods	3,740.00
133202	3/29/16	TR6-NWPT-9487-2018	J. Gula	1,764.00
133203	3/29/16	TR6-NWPT-9499-315	J. or L. Earnest	628.00
133204	3/29/16	TR5W-O-4461	M. Dunlap	1,552.60
133205	3/29/16	TR6-O-10080-210	Los Robles Apartments (Laguna Hills)	1,366.00
133206	3/29/16	TR6-O-10113-250	M. Kilgore	3,430.39
133207	3/29/16	TR6-O-6294-2516	S. Lehman	3,004.00
133208	3/29/16	TR6-O-7658-1719	D. Robinette	2,034.00
133209	3/29/16	TR6-O-7981-205	D. Duelke	822.00
133210	3/29/16	TR6-O-8051-122	Q. Mo	6,000.00
133211	3/29/16	TR6-O-8357-3121	T. Ryan	3,212.00
133212	3/29/16	TR6-O-8557-772	A. Padgett	1,354.00
133213	3/29/16	TR6-O-8767-12622	K. Wong	2,020.00
133214	3/29/16	TR6-O-8889-3096	S. Schwamb	2,654.00
133215	3/29/16	TR6-O-9511-662	J. Cone	6,000.00
133216	3/29/16	TR6-O-9605-907	R. Walker	1,194.00
133217	3/29/16	TR5-SC-112	K. Wade	4,074.00
133218	3/29/16	TR5W-SC-5078	T. Lee-Thorp	3,438.00
133219	3/29/16	TR5W-SC-5284	W. Rhodes	5,324.00
133220	3/29/16	TR5W-SC-5532	L. Mear	6,000.00
133221	3/29/16	TR5W-SC-5784	J. Bickley	3,322.00
133222	3/29/16	TR6-SC-10153-429	A. Feierman	906.00
133223	3/29/16	TR6-SC-6276-2117	F. Squire	738.00
133224	3/29/16	TR6-SC-7563-6509	G. Galindo	832.00
133225	3/29/16	TR6-SC-7864-2109	M. Toumayan	2,169.90
133226	3/29/16	TR6-SC-8082-1200	C. Dollar	6,000.00
133227	3/29/16	TR6-SC-8540-6167	N. Fuhrmann	1,210.00
133228	3/29/16	TR6-SC-9091-911	P. Foscett	1,866.00
133229	3/29/16	TR6-SC-9198-356	L. McCorvey	998.00
133230	3/29/16	TR6-SC-9237-208	D. Lang	1,518.00
133231	3/29/16	TR6-SC-9736-207	K. Trenary	1,542.00
133232	3/29/16	TR5-SJC-067	J. Stegmann	1,024.00
133233	3/29/16	TR5W-SJC-4921	D. Menghini	4,678.00
133234	3/29/16	TR5W-SJC-5922	M. Matthews	2,906.00
133235	3/29/16	TR5W-SJC-6066	Campanilla HOA (Lake Forest)	15,059.00
133236	3/29/16	TR6-SJC-10286-31272	S. Gustafson	1,084.00
133237	3/29/16	TR6-SJC-7993-31291	D. Hatz	1,172.00
133238	3/29/16	TR6-SJC-8069-33742	S. Knight	2,648.00
133239	3/29/16	TR6-SJC-8731-29802	L. Fryling	6,000.00
133240	3/29/16	TR6-SJC-9049-28321	J. Wagniere	816.00
133241	3/29/16	TR6-SJC-9963-25642	M. Forster	6,000.00
133242	3/29/16	TR5-SB-011	E. and B. Hirsch	720.00

Municipal Water District of Orange County
Disbursement Ratification Report
For the month of March 2016

Check #	Date	Vendor # Invoice/CM #	Name / Description	Net Amount
133243	3/29/16	TR6-SB-10541-4797	A. Ryniak	780.00
133244	3/29/16	TR5W-GSWC-5380	C. Mackay	2,192.00
133245	3/29/16	TR5W-IRWD-3221	J. Winneke	320.00
133246	3/29/16	TR5W-IRWD-5894	FTL Michelson LLC (Irvine)	12,087.00
133247	3/29/16	TR6-IRWD-6534-6	R. Ludwig	829.81
133248	3/29/16	TR7-IRWD-11489-28491	M. or M. Hodges	4,054.00
133249	3/29/16	TR7-IRWD-11678-219	R. Warner	1,385.23
133250	3/29/16	TR5-MESA-077	M. Salmassy	8,546.00
133251	3/29/16	TR5W-MESA-3244	D. Vrebalovich	3,238.00
133252	3/29/16	TR5W-MESA-4022	N. Lipanovich	3,816.00
133253	3/29/16	TR5W-MESA-4100	J. Mestas	2,292.00
133254	3/29/16	TR5W-MESA-4367	K. Baniaga	14,974.00
133255	3/29/16	TR5W-MESA-5560	M. DeGree	792.00
133256	3/29/16	TR6-MESA-10293-1613	D. Pisarski	3,212.00
133257	3/29/16	TR6-MESA-7298-3094	L. Standard	5,994.00
133258	3/29/16	TR6-MESA-7301-3098	L. Standard	5,268.00
133259	3/29/16	TR6-MESA-7682-2512	J. Urban	1,554.00
133260	3/29/16	TR6-MESA-8012-2009	R. Johnson	4,476.00
133261	3/29/16	TR6-MESA-8699-1611	P. Emsiek	2,044.00
133262	3/29/16	TR6-MESA-8768-1856	E. Maher	2,264.00
133263	3/29/16	TR5-MNT-253	M. Gharavi	5,815.00
133264	3/29/16	TR5W-MNT-3565	M. Finn	1,155.00
133265	3/29/16	TR5W-MNT-4068	S. Norman	4,776.50
133266	3/29/16	TR5W-MNT-5007	O. Dersom	24,575.50
133267	3/29/16	TR5W-MNT-5096	F. Columbus	7,241.50
133268	3/29/16	TR5W-MNT-5265	X. Dang	5,000.00
133269	3/29/16	TR5W-MNT-5792	R. Turner	11,313.00
133270	3/29/16	TR5W-MNT-5897	R. Abitbol	5,500.00
133271	3/29/16	TR6-MNT-10311-19	S. Eshraghi	2,800.00
133272	3/29/16	TR6-MNT-10349-29326	D. Calderwood	3,690.00
133273	3/29/16	TR6-MNT-10352-23842	J. Draves	1,645.00
133274	3/29/16	TR6-MNT-10557-24971	J. Snyder	2,785.00
133275	3/29/16	TR6-MNT-6295-12	M. McLean	1,419.25
133276	3/29/16	TR6-MNT-6324-28841	C. Knauerhaze	2,750.00
133277	3/29/16	TR6-MNT-6574-26761ADI	R. Reel	1,043.80
133278	3/29/16	TR6-MNT-6818-13	W. White	602.00
133279	3/29/16	TR6-MNT-6832-9	R. Fuentes	2,100.00
133280	3/29/16	TR6-MNT-6939-24942	G. Borlin	2,961.00
133281	3/29/16	TR6-MNT-6953-24412	H. Linnevers	2,030.00
133282	3/29/16	TR6-MNT-8463-25741	W. Strauss	6,880.00
133283	3/29/16	TR6-MNT-8507-27011	B. Finch	10,500.00
133284	3/29/16	TR6-MNT-8599-31132	P. Krause	2,394.50
133285	3/29/16	TR6-MNT-9316-29455	B. Tatomir	2,450.00
133286	3/29/16	TR5W-SM-3913	C. Johnson	874.00
133287	3/29/16	TR5W-SM-4481	R. Bailey	858.00
133288	3/29/16	TR5W-SM-4916	C. Chandler	1,418.00
133289	3/29/16	TR5W-SM-5309	M. George	854.00
133290	3/29/16	TR5W-SM-5476	R. Phillips	2,066.00

Municipal Water District of Orange County
Disbursement Ratification Report
For the month of March 2016

<i>Check #</i>	<i>Date</i>	<i>Vendor # Invoice/CM #</i>	<i>Name / Description</i>	<i>Net Amount</i>
133291	3/29/16	TR6-SM-10009-15	J. Dahm	862.00
133292	3/29/16	TR6-SM-10192-10	D. Moos	1,566.00
133293	3/29/16	TR6-SM-8070-24426	S. Pearson	944.00
133294	3/29/16	TR6-SM-8135-28822	S. Dunlap	704.00
133295	3/29/16	TR6-SM-8388-28245	S. Leng	2,482.00
133296	3/29/16	TR6-SM-9660-1	M. Davenport	1,404.00
133297	3/29/16	TR6-SM-9750-28401	M. Buelteman	860.00
133298	3/29/16	TR6-SM-9771-24671	CZ Master Association (Rancho Santa Margarita)	3,760.00
133299	3/29/16	TR6-SM-9944-27736	A. Garoyan	1,702.00
133300	3/29/16	TR5-SOCO-108	Dana Vista HOA (Dana Point)	25,000.00
133301	3/29/16	TR5W-SOCO-4724D	A. Lawson	988.00
133302	3/29/16	TR5W-SOCO-4781	S. Haggar	1,156.00
133303	3/29/16	TR5W-SOCO-5130	Y. O'Tousa	3,146.00
133304	3/29/16	TR5W-SOCO-5554	R. Johnson	1,426.00
133305	3/29/16	TR6-SOCO-10444-35001	C. Beifussjohnson	1,320.00
133306	3/29/16	TR6-SOCO-10500-34572	A. Hoch	6,000.00
133307	3/29/16	TR6-SOCO-6404-21	D. Brokaw	1,700.00
133308	3/29/16	TR6-SOCO-8060-26811	C. Smith	1,130.00
133309	3/29/16	TR6-SOCO-8139-33872	M. Chellani	1,386.00
133310	3/29/16	TR6-SOCO-8617-32850	Corniche Master Association (Irvine)	21,099.00
133311	3/29/16	TR6-SOCO-8792-12	J. Davidson	4,206.00
133312	3/29/16	TR5W-YLWD-5775	W. Murray	6,000.00
133313	3/29/16	TR6-YLWD-10369-5286	K. Ambler	1,860.00
133314	3/29/16	TR6-YLWD-10587-21720	D. Midkiff	2,250.00
133315	3/29/16	TR6-YLWD-6373-20960	K. Kaufman	6,000.00
133316	3/29/16	TR6-YLWD-6426-4591	W. Makhoulouf	3,244.00
133317	3/29/16	TR6-YLWD-7911-21830	S. Renzi	2,522.00
133318	3/29/16	TR6-YLWD-9849-19136	G. Marro	6,000.00
133319	3/29/16	TR6-SB-9543-134	Phoenix Property Management (Long Beach)	1,190.00
133320	3/29/16	TR6-MNT-7778-26901	P. Hobiera	5,208.00
133321	3/29/16	TR6-GG-10252-11741	N. Ly	1,626.00
133322	3/29/16	TR6-GG-6312-11761	J. Phan	3,628.00
133323	3/29/16	TR6-NWPT-10183-2845	R. Rubino	666.00
133324	3/29/16	TR6-NWPT-7664-1400	Christ Church by the Sea (Newport Beach)	312.00
133325	3/29/16	TR5W-O-5971	A. Buchanan	4,104.00
133326	3/29/16	TR6-O-10216-358	L. Divito	714.00
133327	3/29/16	TR6-O-8052-660	Irvine Ranch Water District	5,401.00
133328	3/29/16	TR5W-TUST-4728	S. Lewis	2,436.00
133329	3/29/16	TR6-TUST-10357-11872	K. Boyle	2,361.00
133330	3/29/16	TR6-TUST-6559-11771	R. Vedula	9,000.00
133331	3/29/16	TR6-TUST-7952-13022	T. Powell	2,634.00
133332	3/29/16	TR5W-GSWC-5849	J. George	3,172.00
133333	3/29/16	TR6-GSWC-10169-315	R. Castaneda	2,610.00
133334	3/29/16	TR6-GSWC-7681-532	B. Kelly	2,926.00
133335	3/29/16	TR6-GSWC-8233-3321	J. Remnet	2,404.00
133336	3/29/16	TR6-GSWC-8935-3251	S. Pavri	2,900.00
133337	3/29/16	TR6-LB-7676-2060	M. Jacobs	1,590.00
133338	3/29/16	TR5W-MESA-4041	H. Hudson	6,000.00

Municipal Water District of Orange County
Disbursement Ratification Report
For the month of March 2016

Check #	Date	Vendor # Invoice/CM #	Name / Description	Net Amount
133339	3/29/16	TR5-MNT-267	Carden Academy (Mission Viejo)	4,000.00
133340	3/29/16	TR5W-MNT-1922	City of Laguna Hills	284,250.00
133341	3/29/16	TR5W-MNT-4166	F. Saidian	3,395.00
133342	3/29/16	TR5W-MNT-4657	Barcelona LLC (Aliso Viejo)	62,500.00
133343	3/29/16	TR5W-MNT-4668	St. Moritz (Aliso Viejo)	23,380.00
133344	3/29/16	TR5W-MNT-5513	S. Movassaghi	4,790.00
133345	3/29/16	TR5W-MNT-5583	J. Robison	5,429.00
133346	3/29/16	TR6-MNT-6222-24001	E. Maurer	1,896.58
133347	3/29/16	TR6-MNT-6839-3	J. Moreno	1,510.00
133348	3/29/16	TR6-MNT-7387-28412	L. Schmick	3,930.50
133349	3/29/16	TR6-MNT-7511-26325	M. Schroeder	5,315.00
133350	3/29/16	TR6-MNT-7684-24621	R. Berk	9,323.00
133351	3/29/16	TR6-MNT-7872-25606	J. Jimenez	6,121.50
133352	3/29/16	TR6-MNT-8197-1	C. Gonzalez	1,434.00
133353	3/29/16	TR6-MNT-8412-25	H. Aynechi	2,653.00
133354	3/29/16	TR6-MNT-9415-20	J. Selin	667.00
133355	3/29/16	TR6-MNT-9497-31	K. Tahilramani	11,467.50
133356	3/29/16	TR6-MNT-9955-24	A. Cassuto	1,475.00
133357	3/29/16	TR7-MNT-11032-23972	M. Naji	3,388.00
133358	3/29/16	TR7-MNT-11135-24242	D. Traino	2,261.00
133359	3/29/16	TR7-MNT-11258-10	C. Hoffman	3,150.00
133360	3/29/16	TR7-MNT-11575-24612	H. Maleksalhi	3,260.00
133361	3/29/16	TR7-MNT-11805-34	M. Graham	3,045.00
133362	3/29/16	TR5W-SM-4359	A. Denn	1,258.02
133363	3/29/16	TR5W-SM-4499	D. Baker	5,508.00
133364	3/29/16	TR6-SOCO-6834-26511	N. Rohr	1,000.00
133365	3/29/16	TR6-SOCO-7271-34131	G. Person	594.00
133366	3/29/16	TR6-YLWD-7616-5590	M. Reger	2,630.00
133367	3/29/16	TR6-BREA-7526-1100	G. Seals	6,000.00
133368	3/29/16	TR6-BREA-8099-1202	G. Parry	3,508.00
133369	3/29/16	TR6-BREA-8854-333	C. Joo	2,422.00
133370	3/29/16	TR6-BREA-9791-1071	C. Bell	4,580.00
133371	3/29/16	TR6-BP-10431-110	C. Barnes	1,092.00
133372	3/29/16	TR6-BP-8510-6659	R. Mote	3,090.00
133373	3/29/16	TR6-BP-8900-8081	A. Cabrera	1,760.00
133374	3/29/16	TR5W-FV-4046	C. Weber	780.00
133375	3/29/16	TR6-FV-9076-11863	B. Nguyen	1,140.00
133376	3/29/16	TR5W-GG-5488	J. Rogers	2,894.00
133377	3/29/16	TR5W-GG-5632	B. Wissinger	2,884.00
133378	3/29/16	TR6-GG-6185-6132	T. Rosene	876.00
133379	3/29/16	TR6-GG-7587-8182	D. Tran	2,200.00
133380	3/29/16	TR6-GG-9005-12572	P. Bao	2,916.00
133381	3/29/16	TR5-HB-122	E. Glickman	964.00
133382	3/29/16	TR5W-HB-4030	B. McMillin	2,836.00
133383	3/29/16	TR5W-HB-4545	S. Kelley	2,800.00
133384	3/29/16	TR5W-HB-4663	S. Beko	1,180.00
133385	3/29/16	TR5W-HB-4788	T. Lindsey	856.00
133386	3/29/16	TR5W-HB-5292	A. Holmes	2,834.00

Municipal Water District of Orange County
Disbursement Ratification Report
For the month of March 2016

Check #	Date	Vendor # Invoice/CM #	Name / Description	Net Amount
133387	3/29/16	TR5W-HB-5534	M. Esparza	5,140.00
133388	3/29/16	TR5W-HB-5654	J. Mollica	914.00
133389	3/29/16	TR5W-HB-5748	D. Cook	4,972.00
133390	3/29/16	TR5W-HB-5947	J. Harris	692.00
133391	3/29/16	TR6-HB-10041-1928	M. Wirtz	1,328.00
133392	3/29/16	TR6-HB-10063-8812	D. Smith	2,964.00
133393	3/29/16	TR6-HB-10320-20051	D. Fitzgerald	4,296.00
133394	3/29/16	TR6-HB-10400-5101	W. Mitchell	3,634.00
133395	3/29/16	TR6-HB-10536-526	D. McClintock	514.00
133396	3/29/16	TR6-HB-6098-612	T. Corzine	664.00
133397	3/29/16	TR6-HB-6377-16101	M. Rodig	1,400.00
133398	3/29/16	TR6-HB-6447-8662	D. McMillan	560.00
133399	3/29/16	TR6-HB-6677-7298	A. Mazan	3,582.00
133400	3/29/16	TR6-HB-6842-8391	L. Pearson	1,644.00
133401	3/29/16	TR6-HB-7080-7681	C. Early	988.00
133402	3/29/16	TR6-HB-7639-10092	D. Derieg	1,692.00
133403	3/29/16	TR6-HB-8147-16342	D. Gooch	1,108.00
133404	3/29/16	TR6-HB-8256-19310	Seacliff on the Greens Community Assoc. (Westminster)	25,000.00
133405	3/29/16	TR6-HB-8333-3799	A. Farahani	3,076.00
133406	3/29/16	TR6-HB-8936-832	T. Dickson	3,072.00
133407	3/29/16	TR6-HB-9115-20291	A. Patel	4,132.00
133408	3/29/16	TR6-HB-9953-9541	K. Pommerenk	760.00
133409	3/29/16	TR6-LH-10544-1001	A. Alvarez	6,000.00
133410	3/29/16	TR6-LH-7220-711	T. Encino	578.65
133411	3/29/16	TR5W-LP-5460	E. Bean	880.00
133412	3/29/16	TR5W-LP-5978	W. Nosome	750.00
133413	3/29/16	TR5W-NWPT-5119	N. Amaral	1,162.00
133414	3/29/16	TR5W-NWPT-5591	J. Samson	1,408.00
133415	3/29/16	TR6-NWPT-10435-3223	C. Weber	560.00
133416	3/29/16	TR6-NWPT-6531-901	D. Heinfeld	3,988.00
133417	3/29/16	TR6-NWPT-7422-1706	S. Allison	3,756.00
133418	3/29/16	TR5W-O-4438	K. Takayanagi	764.00
133419	3/29/16	TR5W-O-5240	R. Berg	1,812.00
133420	3/29/16	TR5W-O-5242	R. Berg	1,652.00
133421	3/29/16	TR5W-O-5244	R. Berg	1,812.00
133422	3/29/16	TR5W-O-5246	R. Berg	1,354.00
133423	3/29/16	TR5W-O-5372	J. Huber	592.00
133424	3/29/16	TR5W-O-5405	A. Evans	7,852.00
133425	3/29/16	TR5W-O-5566	R. Candaele	1,362.00
133426	3/29/16	TR5W-O-5834	A. Nguyen	804.00
133427	3/29/16	TR5W-O-6064	M. Peng	578.18
133428	3/29/16	TR6-O-10371-378	G. Phelps	2,270.00
133429	3/29/16	TR6-O-6270-2941	R. Moreno	1,008.00
133430	3/29/16	TR6-O-7251-3018	A. Garcia	4,292.00
133431	3/29/16	TR6-O-7331-6007	R. Odle	2,520.00
133432	3/29/16	TR6-O-7856-6705	B. Sakamoto	2,798.00
133433	3/29/16	TR6-O-8016-526	W. Heide	3,166.00
133434	3/29/16	TR6-O-9512-7845	M. Storti	2,206.00

**Municipal Water District of Orange County
Disbursement Ratification Report
For the month of March 2016**

Check #	Date	Vendor # Invoice/CM #	Name / Description	Net Amount
133435	3/29/16	TR6-O-9578-615	P. Shepherd	2,806.00
133436	3/29/16	TR6-O-9651-2617	R. Rico	1,248.00
133437	3/29/16	TR6-O-9695-803	M. Moyers	1,326.00
133438	3/29/16	TR6-O-9804-2616	J. Payton	2,148.00
133439	3/29/16	TR6-SJC-7870-25641	C. Muir	2,788.00
133440	3/29/16	TR6-ETWD-10499-24831	C. Jacobs	964.00
133441	3/29/16	TR6-ETWD-8634-25612	J. Everett	1,138.00
133442	3/29/16	TR6-GSWC-8473-2711	W. Jones	3,926.00
133443	3/29/16	TR6-GSWC-9127-4163	J. Celada	2,118.00
133444	3/29/16	TR5W-MNT-3776	T. Boyd	7,500.50
133445	3/29/16	TR5W-MNT-4559	K. Huynh	2,100.00
133446	3/29/16	TR5W-MNT-5886	S. Gallina	5,806.50
133447	3/29/16	TR6-MNT-6076-7	R. Armienti	2,295.00
133448	3/29/16	TR6-MNT-6859-22252	J. Ludwig	4,160.00
133449	3/29/16	TR6-MNT-8171-28701	T. Gaita	6,320.00
133450	3/29/16	TR7-MNT-11732-28131	J. Wilson	2,915.50
133451	3/29/16	TR7-MNT-11776-18	F. Pike	760.00
133452	3/29/16	TR6-SM-6657-8	R. Gatfield	2,600.00
133453	3/29/16	TR6-SM-7567-26206	P. Petrone	952.00
133454	3/29/16	TR6-SM-8635-59	J. Briones	648.00
133455	3/29/16	TR6-SM-8662-7	M. Weiss	1,200.00
133456	3/29/16	TR6-SM-9265-65	R. Taylor	1,672.00
133457	3/29/16	TR5-SOCO-111	T. Daverso	2,614.00
133458	3/29/16	TR6-SOCO-6726-24961	P. Edgerton	1,220.00
133459	3/29/16	TR6-TC-10355-21221	C. Soulliere	860.00
133460	3/29/16	TR6-YLWD-7101-16952	S. O'Neill	3,250.00
133461	3/29/16	TR6-HB-9904-901	J. Riley	3,684.00
133462	3/29/16	TR6-HB-6588-8171	C. Hu	3,872.00
133463	3/29/16	TR6-HB-9872-20312	M. Wahrenbrock	1,080.00
			***Total ***	1,633,408.72
WIRE-160330	3/30/16	METWAT	Metropolitan Water District	
		8596	January 2016 Water deliveries	5,599,115.38
			***Total ***	5,599,115.38
133465	3/31/16	ATTEOC	AT&T	
		4492-MAR16	March 2016 WEROC S. EOC telephone expense	245.04
		8200-MAR16	March 2016 WEROC N. EOC telephone expense	179.97
		0532-MAR16	March 2016 WEROC N. EOC dedicated phone line	64.48
			***Total ***	489.49
133466	3/31/16	CATALI	Catalina Island Conservancy	
		0012528	March 2016 WEROC radio repeater site lease	1,636.47
			***Total ***	1,636.47

**Municipal Water District of Orange County
Disbursement Ratification Report
For the month of March 2016**

<i>Check #</i>	<i>Date</i>	<i>Vendor # Invoice/CM #</i>	<i>Name / Description</i>	<i>Net Amount</i>
ACH001919	3/31/16	HUBBAR	Kelly Hubbard	
		022916	February 2016 Business expense	131.47
			***Total ***	131.47
ACH001925	3/31/16	SANTAM	Santa Margarita Water District	
		JAN2016	January 2016 SCP Operation surcharge	9,493.70
			***Total ***	9,493.70
Total Other Funds Disbursements				<u>9,634,551.74</u>
Total Disbursements				<u><u>9,648,896.96</u></u>

Robert J. Hunter, General Manager

Hilary Chumpitazi, Treasurer

Cal Card Statement Detail
Statement Date: February 22, 2016
Payment Date: March 31, 2016

Date	Description	Amount
<u>K. Seckel Card</u>		
01/21/16	2/8/16 - 2/7/17 Annual maintenance & support for Sage software	\$ 520.14
01/22/16	Legislative activities in Sacramento, CA from Jan. 21-22, 2016 - Accommodations for H. Baez	344.45
01/22/16	1 Capitol directory	20.23
01/25/16	South Orange County Economic Report in Mission Viejo on Feb. 5, 2016 - Registration for H. Baez	35.00
01/26/16	UPS delivery charges for Board & Committee packets on 12/8/15 & 1/15/16	58.66
01/26/16	Computer supplies	6.14
01/26/16	Microphone for Canon camera	35.98
01/26/16	California Urban Water Conservation Council committee meeting in Sacramento, CA on Feb. 3, 2016 - Airfare for J. Berg	411.96
01/27/16	Lunch for Orange County MET Managers' meeting	235.50
01/29/16	5 Toner cartridges	232.74
01/29/16	Legislative activities in Sacramento, CA from Mar. 8-9, 2016 - Accommodations for Director Barbre	195.03 ¹
01/30/16	FedEx delivery charges for Board & Committee packets on 1/27/16	33.65
01/31/16	1/13/16-1/21/16 Facebook advertising	20.22
02/01/16	2/21/16 Accommodations for MET Inspection trip guest J. Roxburgh	173.01
02/01/16	2/18/16-2/22/16 Airfare for MET Inspection trip guest J. Roxburgh	857.20
02/02/16	Urban Water Institute Spring Water conference in Palm Springs, CA from Feb. 10-12, 2016 - Accommodations for Director Tamaribuchi	527.14
02/02/16	FedEx delivery charges for Board & Committee packets on 1/29/16	33.65
02/02/16	UPS delivery charges for Board & Committee packets on 1/27/16	29.67
02/02/16	ACWA DC2016 conference in Washington, DC from Feb 23-25, 2016 - Airfare for H. Baez	719.35
02/02/16	Legislative activities in Sacramento, CA on Feb. 26, 2016 - Airfare for H. Baez	233.98
02/03/16	All-Hazards Incident training in San Diego, CA from 2/2/16-2/3/16 - Accommodations for L. Loewen	140.63
02/03/16	All-Hazards Incident training in San Diego, CA from 2/2/16-2/3/16 - Accommodations for B. Roberto	140.63
02/04/16	Flowers for staff member	62.62
02/05/16	Legislative activities in Washington, DC from Mar. 16-18, 2016 - Airfare change for Director Barbre	142.01
02/06/16	Urban Water Institute Spring Water conference in Palm Springs, CA from Feb. 10-12, 2016 - Accommodations deposit for Director Thomas refunded	(174.00)
02/08/16	California Secretary of State - Statement of Information filing fee	20.00
02/09/16	UPS delivery charges for Board & Committee packets on 1/29/16 & J. Barker 1/28/16	102.69
02/11/16	Three year encryption certificate for MWDOC's Virtual Private Network	167.97

Cal Card Statement Detail
Statement Date: February 22, 2016
Payment Date: March 31, 2016

Date	Description	Amount
02/12/16	Office supplies from Costco	326.98
02/16/16	UPS delivery charges for Board & Committee packets on 2/5/16	56.02
02/17/16	Association of Metropolitan Water Agencies conference in Washington, DC from Mar. 20-23, 2016 - Registration for R. Hunter	795.00
02/18/16	ACWA DC2016 conference in Washington, DC from Feb 23-25, 2016 - Airfare for R. Hunter	763.20
Total		\$ 7,267.45

1 Hotel reservation canceled - refund received on 3/8/16

R. Hunter Card

1/22/16-2/22/16	Meals for R. Hunter's meetings on various dates	\$ 334.25
01/25/16	Get well flowers for staff member	88.56
02/01/16	Urban Water Institute Spring Water conference in Palm Springs, CA from Feb. 10-12, 2016 - Registration for Director Tamaribuchi	475.00
02/18/16	Toll Roads fee for meeting with South County agencies - H. De La Torre	7.48
Total		\$ 905.29

Municipal Water District of Orange County
GM Approved Disbursement Report ⁽¹⁾
For the month of March 2016

<i>Check #</i>	<i>Date</i>	<i>Vendor # Invoice/CM #</i>	<i>Name / Description</i>	<i>Net Amount</i>
Core Disbursements:				
132700	3/2/16	WESTIN 500-35KWY1	The Westin South Coast Plaza Deposit for 5/20/16 OC Water Summit food and hotel facilities ***Total ***	8,000.00 8,000.00
133088	3/25/16	MAYDWE 2466	Maydwell Mascots Inc. Deposit for Ricki Raindrop mascot costume ***Total ***	2,350.00 2,350.00
ACH001926	3/31/16	WATERS 985	Water Systems Optimization, Inc. 1/20/16-2/22/16 Technical services for Water Loss Control program ***Total ***	729.25 729.25
Total Core Disbursements				<u>11,079.25</u>
Choice Disbursements:				
132922	3/16/16	DELUXE 2036047056	Deluxe for Business 3,000 Envelopes for Turf Removal program 1099 forms ***Total ***	356.37 356.37
Total Choice Disbursements				<u>356.37</u>
Other Funds Disbursements:				
Total Other Funds Disbursements				<u>0.00</u>
Total Disbursements				<u><u>11,435.62</u></u>


 Robert J. Hunter, General Manager


 Hilary Chumpitazi, Treasurer

(1) For disbursements that did not make the cut-off of previous month's Disbursement Approval report.
 Disbursements are approved by GM for payment and need A & F Committee ratification.

**Municipal Water District of Orange County
WATER USE EFFICIENCY PROJECTS
Cash Flow as of 03/31/16**

	Jul 2015	Aug 2015	Sep 2015	Oct 2015	Nov 2015	Dec 2015	Jan 2016	Feb 2016	Mar 2016	Apr 2016	May 2016	Jun 2016	TOTALS
Cash - Beginning Balance	\$ (4,363,336.14)	\$ (4,150,715.21)	\$ (866,085.23)	\$ (2,898,017.49)	\$ (3,394,231.09)	\$ (3,796,564.33)	\$ (4,010,296.92)	\$ (3,901,536.01)	\$ (5,175,474.30)	\$ (6,402,284.18)	\$ (6,402,284.18)	\$ (6,402,284.18)	
REVENUES:													
BUREC													\$ 563,420.13
City of Brea	6,999.33	1,934.35	389.42	247.74	496,524.08	15,352.67	51,543.38	1,120.00	204.87				12,249.59
City of Buena Park	1,212.97	1,886.23	846.00	2,716.00	1,105.75	248.13	1,200.00	1,552.00	716.37				13,345.67
City of Fountain Valley	150.00	225.00	150.00	75.00	2,271.97	636.13	1,508.00	75.00	75.00				450.00
City of Fullerton	1,995.00	1,650.00	2,914.00	4,224.00	150.00	67.75	70.92	75.00					588.67
City of Garden Grove	325.66	294.00	211.54	4,224.00	2,770.81	3,431.78	2,794.20	315.00					20,994.79
City of Huntington Beach	1,050.00	599.53	2,451.89	582.00	1,067.00	735.00	194.00	754.00	588.25				1,066.18
City of La Habra	4,925.18	3,344.86	2,142.95	75.00	3,911.00	2,499.51	4,353.25	6,979.02	1,487.05				8,001.67
City of San Clemente					2,063.23	1,680.00	1,978.22	3,408.69	658.90				38,885.07
City of San Juan Capistrano					75.00	150.00	75.00	466.99					26,758.01
City of Santa Ana					300.00	300.00	12,815.67	11,747.00					766.99
City of Tustin					4,096.04	3,264.97	6,460.59	1,703.38	3,694.61				25,184.53
City of Newport Beach					14,879.13	5,622.50	4,721.79	5,029.60	1,988.24				20,959.59
City of Orange					75.00		75.00						46,670.27
City of Westminster									75.00				225.00
County of Orange													-
Department of Water Resources													720,917.04
East Orange County Water District													-
El Toro Water District													12,708.69
East Orange County Water District													-
Golden State Water Company													66,242.35
Irvine Ranch Water Company													567,703.45
Laguna Beach County Water District													49,945.48
Mesa Water District													1,056.24
Metropolitan Water District													12,503,349.77
Moulton Niguel Water District													1,867,015.66
MWD/OC													-
Santa Margarita Water District													19,932.04
Serrano Water District													330.90
South Coast Water District													375.00
Trabuco Canyon Water District													7,689.35
Yorba Linda Water District													3,409.19
Miscellaneous Revenues													-
Miscellaneous													6,630.75
Interest Revenue													-
Total Revenues	704,980.95	4,966,639.34	535,344.32	1,617,984.85	1,963,781.66	1,226,467.10	2,493,377.87	1,428,603.84	1,667,772.14	-	-	-	\$ 16,604,952.07
EXPENDITURES:													
Aquaticent													\$ 15,900.00
Autumn Print Group													207.36
Awards & Trophies													28.74
Conservation Consulting, LLC													51,800.00
City of Newport Beach													-
El Toro WID													91,494.65
Enterprise Information Systems													2,160.00
Eco Landscape													31,981.80
Golden State Water Company													31,300.00
Hotel Program													11,539.17
Industrial Program													150,160.05
Irvine Ranch Water District													-
Karen's Detail Custom Frames													48.60
Laguna Beach CWD													30,536.00
Metropolitan Water District													-
MESA													-
Mission RCD													304,436.95
Public Spaces program													645,652.00
Lori Palquist													173.43
Santa Margarita Water District													10,813.50
South Coast Water District													90,048.00
Spray to Drip program													121,680.14
Survey Szmo													675.00
Turf Removal													17,015,309.92
US Bank													87.16
URS													-
Waterwise Consulting													-
Miscellaneous Expenses													11,523.68
Interest Expense													23,943.96
Salary & Benefit													-
Total Expenditures	\$ (4,150,715.21)	\$ (866,085.23)	\$ (2,898,017.49)	\$ (3,394,231.09)	\$ (3,796,564.33)	\$ (4,010,296.92)	\$ (3,901,536.01)	\$ (5,175,474.30)	\$ (6,402,284.18)	\$ (6,402,284.18)	\$ (6,402,284.18)	\$ (6,402,284.18)	\$ 18,640,900.11
Cash - Ending Balance	\$ (4,150,715.21)	\$ (866,085.23)	\$ (2,898,017.49)	\$ (3,394,231.09)	\$ (3,796,564.33)	\$ (4,010,296.92)	\$ (3,901,536.01)	\$ (5,175,474.30)	\$ (6,402,284.18)	\$ (6,402,284.18)	\$ (6,402,284.18)	\$ (6,402,284.18)	



Municipal Water District of Orange County Consolidated Summary of Cash and Investment

February 29, 2016

Street Address:

18700 Ward Street
Fountain Valley, California 92708

Mailing Address:

P.O. Box 20895
Fountain Valley, CA 92728-0895

(714) 963-3058

Fax: (714) 964-9389

www.mwdoc.com

Wayne S. Osborne
President

Brett R. Barbre
Vice President

Larry D. Dick
Director

Joan C. Finnegan
Director

Susan Hinman
Director

Sat Tamaribuchi
Director

Jeffery M. Thomas
Director

Robert J. Hunter
General Manager

MEMBER AGENCIES

City of Brea
City of Buena Park
East Orange County Water District
El Toro Water District
Emerald Bay Service District
City of Fountain Valley
City of Garden Grove
Golden State Water Co.
City of Huntington Beach
Irvine Ranch Water District
Laguna Beach County Water District
City of La Habra
City of La Palma
Mesa Water District
Moulton Niguel Water District
City of Newport Beach
City of Orange
Orange County Water District
City of San Clemente
City of San Juan Capistrano
Santa Margarita Water District
City of Seal Beach
Serrano Water District
South Coast Water District
Trabuco Canyon Water District
City of Tustin
City of Westminster
Yorba Linda Water District

District investments and cash balances are held in various funds designated for certain purposes as follows:

Fund	Book Value	% of Portfolio
Designated Reserves		
General Operations	\$2,494,603	29.78%
Grant & Project Cash Flow	1,480,000	17.67%
Election Expense	215,463	2.57%
Building Repair	500,407	5.97%
Total Designated Reserves	4,690,473	55.99%
General Fund	5,644,385	67.39%
Water Fund	2,861,723	34.17%
Conservation Fund	(5,175,474)	(61.79%)
Desalination Feasibility Study Fund	222,385	2.66%
WEROC Fund	124,250	1.48%
Trustee Activities	8,631	0.10%
Total	\$8,376,373	100.00%

The funds are invested as follows:

Term of Investment	% of Portfolio	Book Value	Market Value
Cash	0.96%	\$80,529	\$80,529
Short-term investment			
• LAIF	1.88%	\$157,381	\$157,381
• OCIP	60.11%	5,035,079	5,035,079
Long-term investment			
• Misc. Securities	8.99%	753,384	750,343
• Certificates of Deposit	28.06%	2,350,000	2,366,881
Total	100.00%	\$8,376,373	\$8,390,213

The average number of days to maturity/call as of February 29, 2016 equaled 383 and the average yield to maturity is 1.084%. During the month, the District's average daily balance was \$14,812,395.42. Funds were invested in Federal Agency Issues, Certificates of Deposit, Negotiable CD's, Miscellaneous Securities, the Local Agency Investment Funds (LAIF) and the Orange County Investment Pool (OCIP) during the month of February 2016.

The \$13,840 difference between the book value and the market value on February 29, 2016 represents the exchange difference if all investments had been liquidated on that date. Since it is the District's practice to "buy and hold" investments until maturity, the market values are a point of reference, not an indication of actual loss or gain. There are no current plans or cash flow requirements identified in the near future that would require the sale of these securities prior to maturity.

Robert J. Hunter
General Manager

Hilary Chumpitazi
Treasurer

MUNICIPAL WATER DISTRICT OF ORANGE COUNTY



Portfolio Management - Portfolio Summary February 29, 2016

2/29/2016	Par Value	Market Value	Book Value	% of Portfolio	Days to Mat/Call	YTM @ Cost
Certificates of Deposit - Bank	2,350,000.00	2,366,881.00	2,350,000.00	28.34	866	1.697
Local Agency Investment Funds	157,381.35	157,381.35	157,381.35	1.90	1	0.467
Miscellaneous Securities - Coupon	750,000.00	750,342.50	753,383.61	9.04	1510	2.238
Orange County Investment Pool	5,035,079.17	5,035,079.17	5,035,079.17	60.72	1	0.645
Total Investments	8,292,460.52	8,309,684.02	8,295,844.13	100.00%	383	1.084

Cash						
Passbook Checking	80,528.66	80,528.66	80,528.66		1	0.00
Total Cash and Investments	8,372,989.18	8,390,212.68	8,376,372.79		383	1.084

Total Earnings	Month Ending February	Fiscal Year to Date
Current Year	11,933.01	83,821.57
Average Daily Balance	14,812,395.42	
Effective Rate of Return	1.084%	

We certify that this report reflects the cash and investments of the Municipal Water District of Orange County and is in conformity with the Government Code requirements and the District Investment Policy and Guidelines in effect at the time of investment. The Investment Program herein shown provides sufficient cash flow liquidity to meet the next six month's estimated expenditure. The source for the market values are from Union Bank.

Robert J. Hunter

Robert J. Hunter, General Manager

Date

7/6/16

Hilary Chumipitazi

Hilary Chumipitazi, Treasurer

Date

4/6/2016

MUNICIPAL WATER DISTRICT OF ORANGE COUNTY
Portfolio Management
Long-Term Portfolio Details - Investments
February 29, 2016


Issuer	CUSIP/Ticker	Settlement Date	Par Value	Market Value	Book Value	Coupon Rate	YTM @ Cost	Days To Call/Maturity	Maturity Date
Certificate of Deposit - Bank									
Ally Bank	02006LFV0	7/23/2014	250,000.00	250,380.00	250,000.00	1.150	1.150	511	7/24/2017
American Express Bank	02587CEA4	7/29/2015	250,000.00	251,292.50	250,000.00	1.450	1.450	700	1/29/2018
Barclays Bank	06740KJP3	9/24/2015	250,000.00	253,105.00	250,000.00	1.900	1.900	1302	9/23/2019
Capital One Bank	140420TY6	8/5/2015	250,000.00	251,542.50	250,000.00	1.700	1.700	889	8/6/2018
Capital One Nat'l Assn	14042E6C9	9/2/2015	250,000.00	253,630.00	250,000.00	1.950	1.950	1282	9/3/2019
Discover Bank	2546712Y5	7/23/2014	250,000.00	251,412.50	250,000.00	1.600	1.600	875	7/23/2018
GE Capital Bank	36163FJC8	7/25/2014	250,000.00	250,375.00	250,000.00	1.200	1.200	512	7/25/2017
Goldman Sachs Bank	38143A4T9	1/23/2013	100,000.00	100,251.00	100,000.00	1.050	1.050	329	1/23/2017
HSBC Bank USA NA	40434AK65	1/21/2016	250,000.00	251,357.50	250,000.00	1.550	2.534	692	1/21/2021
Synchrony Bank	87164XBY1	7/25/2014	250,000.00	253,535.00	250,000.00	2.050	2.050	1247	7/30/2019
Sub Total			2,350,000.00	2,366,881.00	2,350,000.00	1.593	1.697	866	
Miscellaneous Securities - Coupon									
JPMorgan Chase	46625HKA7	11/2/2015	500,000.00	498,520.00	501,813.45	2.250	2.152	1393	1/23/2020
Wells Fargo	94974BGR5	1/13/2016	250,000.00	251,822.50	251,570.16	2.550	2.409	1743	12/7/2020
Sub Total			750,000.00	750,342.50	753,383.61	2.350	2.238	1510	
Total Investments			3,100,000.00	3,117,223.50	3,103,383.61	1.776	1.828	1022	
Total Earnings									
Current Year			6,108.68		40,310.14				

February 29, 2016

Investments	CUSIP/Ticker	Settlement Date	Par Value	Market Value	Book Value	Coupon Rate	YTM @ Cost	Days To Call/Maturity	Maturity Date
Local Agency Investment Funds									
LAIF LGIP	LAIF	6/30/2010	157,381.35	157,381.35	157,381.35	0.467	0.467	1	N/A
Sub Total			157,381.35	157,381.35	157,381.35	0.467	0.467	1	
Orange County Investment Pool									
County of Orange LGIP	OCIP	6/29/2005	5,035,079.17	5,035,079.17	5,035,079.17	0.645	0.645	1	N/A
Sub Total			5,035,079.17	5,035,079.17	5,035,079.17	0.645	0.645	1	
Total Investments									
			5,192,460.52	5,192,460.52	5,192,460.52	0.640	0.640		
Passbook Checking									
Bank of America Cash	CASH0547	7/1/2011	80,028.66	80,028.66	80,028.66	0.000	0.000	1	N/A
Petty Cash Cash	CASH	7/1/2011	500.00	500.00	500.00	0.000	0.000	1	N/A
Total Cash			80,528.66	80,528.66	80,528.66	0.000	0.000	1	
Total Cash and Investments									
			5,272,989.18	5,272,989.18	5,272,989.18	0.640	0.640	1	
Total Earnings									
Current Year		Month Ending February	5,824.33	Fiscal Year To Date	43,511.43				

**Municipal Water District of Orange County
Cash and Investments at February 29, 2016**

ALLOCATION	AMOUNT	%
MWDOC		
Designated Reserves		
General	\$ 2,494,603	29.78%
Grant & Project Cash Flow	1,480,000	17.67%
Election Expense	215,463	2.57%
Building Repair	500,407	5.97%
Total Designated Reserves	4,690,473	55.99%
General	5,644,385	67.39%
Water	2,861,723	34.17%
Conservation	(5,175,474)	-61.79%
Desalination Feasibility Study	222,385	2.66%
WEROC	124,250	1.48%
TOTAL MWDOC	\$ 8,367,742	99.90%
TRUSTEE ACTIVITIES		
AMP Sales Admin	\$ 8,631	0.10%
TOTAL TRUSTEE ACTIVITIES	\$ 8,631	0.10%
TOTAL CASH & INVESTMENTS	\$ 8,376,373	100.00%



Municipal Water Dist of Orange County
PARS OPEB Trust Program

Monthly Account Report for the Period
 2/01/2016 to 2/29/2016

Rob Hunter
 General Manager
 Municipal Water Dist of Orange County
 18700 Ward Street
 Fountain Valley, CA 92708

Account Summary

Source	Beginning Balance as of 2/01/2016	Contributions	Earnings	Expenses*	Distributions	Transfers	Ending Balance as of 2/29/2016
Contributions	\$1,219,102.68	\$0.00	(\$7,418.01)	\$875.27	\$0.00	\$0.00	\$1,210,809.40
Totals	\$1,219,102.68	\$0.00	(\$7,418.01)	\$875.27	\$0.00	\$0.00	\$1,210,809.40

Investment Selection

Moderate HighMark PLUS

Investment Objective

The dual goals of the Moderate Strategy are growth of principal and income. It is expected that dividend and interest income will comprise a significant portion of total return, although growth through capital appreciation is equally important. The portfolio will be allocated between equity and fixed income investments.

Investment Return

Annualized Return						Plan's Inception Date
1-Month	3-Month	1-Year	3-Years	5-Years	10-Years	
-0.61%	-5.12%	-5.89%	3.74%	-	-	10/26/2011

Information as provided by US Bank, Trustee for PARS; Not FDIC Insured; No Bank Guarantee; May Lose Value

Past performance does not guarantee future results. Performance returns may not reflect the deduction of applicable fees, which could reduce returns. Information is deemed reliable but may be subject to change.

Investment Return: Annualized rate of return is the return on an investment over a period other than one year multiplied or divided to give a comparable one-year return.

*Expenses are inclusive of Trust Administration, Trustee and Investment Management fees

Item 2

MUNICIPAL WATER DISTRICT OF ORANGE COUNTY
COMBINED FINANCIAL STATEMENTS
AND
BUDGET COMPARATIVE
JULY 1, 2015 THRU FEBRUARY 29, 2016

**Municipal Water District of Orange County
Combined Balance Sheet
As of February 29, 2016**

<u>ASSETS</u>	Amount
Cash in Bank	80,528.66
Investments	8,295,844.13
Accounts Receivable	18,245,006.90
Accounts Receivable - Other	132,211.27
Accrued Interest Receivable	15,551.16
Prepays/Deposits	510,826.57
Leasehold Improvements	3,026,974.08
Furniture, Fixtures & Equipment	436,910.44
Less: Accum Depreciation	(2,542,644.50)
Net OPEB Asset	92,806.00
	<hr/>
TOTAL ASSETS	\$28,294,014.71
	<hr/>
<u>LIABILITIES AND FUND BALANCES</u>	
Liabilities	
Accounts Payable	11,984,802.76
Accounts Payable - Other	1,440.90
Accrued Salaries and Benefits Payable	353,999.22
OCWD CUP Balance Payable	1,692,520.10
Other Liabilities	1,544,299.40
Unearned Revenue	2,302,261.15
Total Liabilities	<hr/> 17,879,323.53 <hr/>
Fund Balances	
Restricted Fund Balances	
Water Fund - T2C	960,152.10
Total Restricted Fund Balances	<hr/> 960,152.10 <hr/>
Unrestricted Fund Balances	
Designated Reserves	
General Operations	2,587,408.51
Grant & Project Cash Flow	1,480,000.00
Election Expense	215,463.03
Building Repair	500,407.45
Total Designated Reserves	<hr/> 4,783,278.99 <hr/>
GENERAL FUND	1,307,553.79
WEROC	83,059.22
Total Unrestricted Fund Balances	<hr/> 6,173,892.00 <hr/>
Excess Revenue over Expenditures	
Operating Fund	3,848,606.15
Other Funds	(567,959.07)
Total Fund Balance	<hr/> 10,414,691.18 <hr/>
TOTAL LIABILITIES AND FUND BALANCES	\$28,294,014.71
	<hr/>

Municipal Water District of Orange County
Revenues and Expenditures Budget Comparative Report
General Fund
From July 2015 thru February 2016

	Month to Date	Year to Date	Annual Budget	% Used	Encumbrance	Budget Remaining
<u>REVENUES</u>						
Retail Connection Charge	<u>0.00</u>	<u>6,686,659.70</u>	<u>6,687,322.00</u>	<u>99.99%</u>	<u>0.00</u>	<u>662.30</u>
Water rate revenues	0.00	6,686,659.70	6,687,322.00	99.99%	0.00	662.30
Interest Revenue	<u>13,974.05</u>	<u>92,685.20</u>	<u>117,675.00</u>	<u>78.76%</u>	<u>0.00</u>	<u>24,989.80</u>
Subtotal	<u>13,974.05</u>	<u>6,779,344.90</u>	<u>6,804,997.00</u>	<u>99.62%</u>	<u>0.00</u>	<u>25,652.10</u>
Choice Programs	0.00	1,340,182.62	1,302,619.00	102.88%	0.00	(37,563.62)
Choice Prior Year Carry Over	0.00	0.00	243,338.00	0.00%	0.00	243,338.00
Miscellaneous Income	9,878.05	146,216.51	3,000.00	4873.88%	0.00	(143,216.51)
School Contracts	5,562.20	50,732.80	70,000.00	72.48%	0.00	19,267.20
Delinquent Payment Penalty	0.00	173.98	0.00	0.00%	0.00	(173.98)
Gain on Sale of Investments	0.00	13.72	0.00	0.00%	0.00	(13.72)
Transfer-Out To Reserve	<u>0.00</u>	<u>0.00</u>	<u>(64,424.00)</u>	<u>0.00%</u>	<u>0.00</u>	<u>(64,424.00)</u>
Subtotal	<u>15,440.25</u>	<u>1,537,319.63</u>	<u>1,554,533.00</u>	<u>98.89%</u>	<u>0.00</u>	<u>17,213.37</u>
TOTAL REVENUES	<u>29,414.30</u>	<u>8,316,664.53</u>	<u>8,359,530.00</u>	<u>99.49%</u>	<u>0.00</u>	<u>42,865.47</u>

Municipal Water District of Orange County
Revenues and Expenditures Budget Comparative Report
General Fund
From July 2015 thru February 2016

	Month to Date	Year to Date	Annual Budget	% Used	Encumbrance	Budget Remaining
<u>EXPENSES</u>						
Salaries & Wages	233,178.16	1,946,209.04	3,309,949.00	58.80%	0.00	1,363,739.96
Salaries & Wages - Grant Recovery	(423.13)	(19,041.79)	(23,500.00)	81.03%	0.00	(4,458.21)
Directors' Compensation	16,162.80	123,003.22	220,588.00	55.76%	0.00	97,584.78
MWD Representation	10,505.82	77,696.36	126,050.00	61.64%	0.00	48,353.64
Employee Benefits	67,437.69	536,177.03	863,069.00	62.12%	0.00	326,891.97
OPEB Annual Contribution	0.00	0.00	105,188.00	0.00%	0.00	105,188.00
Employee Benefits - Grant Recovery	(119.63)	(4,902.17)	0.00	0.00%	0.00	4,902.17
Director's Benefits	9,260.11	46,464.10	60,024.00	77.41%	0.00	13,559.90
Health Ins \$'s for Retirees	1,473.08	34,946.57	50,387.00	69.36%	0.00	15,440.43
Training Expense	0.00	1,844.68	18,000.00	10.25%	0.00	16,155.32
Tuition Reimbursement	0.00	0.00	5,000.00	0.00%	0.00	5,000.00
Temporary Help Expense	0.00	1,259.54	0.00	0.00%	0.00	(1,259.54)
Personnel Expenses	337,474.90	2,743,656.58	4,734,755.00	57.95%	0.00	1,991,098.42
Engineering Expense	19,503.25	211,434.48	300,000.00	70.48%	231,593.46	(143,027.94)
Legal Expense	17,539.47	115,323.12	355,000.00	32.49%	256,676.88	(17,000.00)
Audit Expense	0.00	20,600.00	23,000.00	89.57%	0.00	2,400.00
Professional Services	94,618.31	775,085.17	1,541,837.00	50.27%	453,432.50	313,319.33
Professional Fees	131,661.03	1,122,442.77	2,219,837.00	50.56%	941,702.84	155,691.39
Conference-Staff	860.00	9,429.42	19,450.00	48.48%	0.00	10,020.58
Conference-Directors	505.00	6,521.00	9,800.00	66.54%	0.00	3,279.00
Travel & Accom.-Staff	3,295.40	21,084.05	56,510.00	37.31%	0.00	35,425.95
Travel & Accom.-Directors	716.58	10,205.47	27,600.00	36.98%	0.00	17,394.53
Travel & Conference	5,376.98	47,239.94	113,360.00	41.67%	0.00	66,120.06
Membership/Sponsorship	160.00	95,139.04	103,961.00	91.51%	0.00	8,821.96
CDR Support	0.00	29,804.64	39,740.00	75.00%	9,934.86	0.50
Dues & Memberships	160.00	124,943.68	143,701.00	86.95%	9,934.86	8,822.46
Business Expense	723.93	3,701.61	6,800.00	54.44%	0.00	3,098.39
Maintenance Office	7,578.98	60,056.31	126,670.00	47.41%	49,786.32	16,827.37
Building Repair & Maintenance	1,042.86	6,755.12	11,000.00	61.41%	4,244.88	0.00
Storage Rental & Equipment Lease	1,956.31	8,935.48	19,000.00	47.03%	10,064.52	0.00
Office Supplies	2,484.06	22,235.91	29,400.00	75.63%	1,042.74	6,121.35
Postage/Mail Delivery	1,439.65	9,498.73	11,285.00	84.17%	914.16	872.11
Subscriptions & Books	0.00	185.82	2,060.00	9.02%	0.00	1,874.18
Reproduction Expense	76.13	1,381.35	70,010.00	1.97%	37.30	68,591.35
Maintenance-Computers	779.10	4,984.13	7,100.00	70.20%	2,137.16	(21.29)
Software Purchase	3,335.32	8,812.83	18,500.00	47.64%	13.87	9,673.30
Software Support	1,820.92	23,498.52	34,000.00	69.11%	0.00	10,501.48
Computers and Equipment	0.00	15,630.65	21,150.00	73.90%	0.00	5,519.35
Automotive Expense	1,535.27	10,213.99	13,500.00	75.66%	0.00	3,286.01
Toll Road Charges	104.17	464.84	1,275.00	36.46%	0.00	810.16
Insurance Expense	8,373.30	65,509.45	96,000.00	68.24%	0.00	30,490.55
Utilities - Telephone	1,584.30	12,290.73	15,650.00	78.54%	0.00	3,359.27
Bank Fees	913.46	6,775.67	17,900.00	37.85%	0.00	11,124.33
Miscellaneous Expense	5,548.81	39,722.28	98,770.00	40.22%	0.00	59,047.72
MWDOC's Contrb. To WEROC	11,817.25	94,538.00	141,807.00	66.67%	0.00	47,269.00
Depreciation Expense	1,000.37	8,002.84	0.00	0.00%	0.00	(8,002.84)
Other Expenses	52,114.19	403,194.26	741,877.00	54.35%	68,240.95	270,441.79
MWDOC's Building Expense	0.00	22,224.55	400,000.00	5.56%	213,248.07	164,527.38
Capital Acquisition	0.00	4,356.60	6,000.00	72.61%	0.00	1,643.40
TOTAL EXPENSES	526,787.10	4,468,058.38	8,359,530.00	53.45%	1,233,126.72	2,658,344.90
NET INCOME (LOSS)	(497,372.80)	3,848,606.15	0.00			

Municipal Water District of Orange County
Revenues and Expenditures Budget Comparative Report
Water Fund
From July 2015 thru February 2016

	Month to Date	Year to Date	Annual Budget	% Used	Budget Remaining
<u>WATER REVENUES</u>					
Water Sales	6,520,216.50	76,618,370.30	139,025,078.00	55.11%	62,406,707.70
Readiness to Serve Charge	1,056,174.45	8,714,963.40	13,214,277.00	65.95%	4,499,313.60
Capacity Charge CCF	402,482.50	3,017,195.00	4,424,460.00	68.19%	1,407,265.00
SCP Surcharge	19,047.60	155,196.46	380,000.00	40.84%	224,803.54
Interest	551.71	3,201.71	2,900.00	110.40%	(301.71)
TOTAL WATER REVENUES	7,998,472.76	88,508,926.87	157,046,715.00	56.36%	68,537,788.13
<u>WATER PURCHASES</u>					
Water Sales	6,520,216.50	76,618,370.30	139,025,078.00	55.11%	62,406,707.70
Readiness to Serve Charge	1,056,174.45	8,714,963.40	13,214,277.00	65.95%	4,499,313.60
Capacity Charge CCF	402,482.50	3,017,195.00	4,424,460.00	68.19%	1,407,265.00
SCP Surcharge	19,047.60	155,196.46	380,000.00	40.84%	224,803.54
TOTAL WATER PURCHASES	7,997,921.05	88,505,725.16	157,043,815.00	56.36%	68,538,089.84
EXCESS OF REVENUE OVER EXPENDITURES	551.71	3,201.71	2,900.00		

Municipal Water District of Orange County
WUE Revenues and Expenditures (Actuals vs Budget)
From July 2015 thru February 2016

	Year to Date Actual	Annual Budget	% Used
Landscape Performance Certification			
Revenues	34,760.42	118,900.00	29.24%
Expenses	<u>52,675.00</u>	<u>118,900.00</u>	44.30%
Excess of Revenues over Expenditures	(17,914.58)	0.00	
Industrial Water Use Reduction			
Revenues	150,208.65	91,236.00	164.64%
Expenses	<u>167,786.39</u>	<u>91,236.00</u>	183.90%
Excess of Revenues over Expenditures	(17,577.74)	0.00	
Spray To Drip Conversion			
Revenues	110,154.98	57,109.58	192.88%
Expenses	<u>121,222.94</u>	<u>57,109.58</u>	212.26%
Excess of Revenues over Expenditures	(11,067.96)	0.00	
Water Smart Landscape for Public Property			
Revenues	722.80	137,871.04	0.52%
Expenses	<u>519,841.44</u>	<u>137,871.04</u>	377.05%
Excess of Revenues over Expenditures	(519,118.64)	0.00	
Member Agency Administered Passthru			
Revenues	67,493.38	627,000.00	10.76%
Expenses	<u>67,493.38</u>	<u>627,000.00</u>	10.76%
Excess of Revenues over Expenditures	0.00	0.00	
ULFT Rebate Program			
Revenues	271,946.04	658,000.00	41.33%
Expenses	<u>294,303.50</u>	<u>658,000.00</u>	44.73%
Excess of Revenues over Expenditures	(22,357.46)	0.00	
HECW Rebate Program			
Revenues	248,152.99	696,000.00	35.65%
Expenses	<u>252,438.71</u>	<u>696,000.00</u>	36.27%
Excess of Revenues over Expenditures	(4,285.72)	0.00	
CII Rebate Program			
Revenues	122,215.00	509,000.00	24.01%
Expenses	<u>79,101.00</u>	<u>509,000.00</u>	15.54%
Excess of Revenues over Expenditures	43,114.00	0.00	
Large Landscape Survey			
Revenues	16,717.95	85,000.00	19.67%
Expenses	<u>13,142.00</u>	<u>85,000.00</u>	15.46%
Excess of Revenues over Expenditures	3,575.95	0.00	
Indoor-Outdoor Survey			
Revenues	4,905.63	6,800.00	72.14%
Expenses	<u>8.33</u>	<u>6,800.00</u>	0.12%
Excess of Revenues over Expenditures	4,897.30	0.00	
Turf Removal Program			
Revenues	14,504,438.93	19,075,000.00	76.04%
Expenses	<u>14,504,869.10</u>	<u>19,075,000.00</u>	76.04%
Excess of Revenues over Expenditures	(430.17)	0.00	

Municipal Water District of Orange County
WUE & Other Funds Revenues and Expenditures (Actuals vs Budget)
From July 2015 thru February 2016

	Year to Date Actual	Annual Budget	% Used
Comprehensive Landscape (CLWUE)			
Revenues	18,907.63	281,926.00	6.71%
Expenses	<u>32,567.35</u>	<u>281,926.00</u>	11.55%
Excess of Revenues over Expenditures	(13,659.72)	0.00	
Home Certification and Rebate			
Revenues	223,614.10	210,205.00	106.38%
Expenses	<u>128,690.69</u>	<u>210,205.00</u>	61.22%
Excess of Revenues over Expenditures	94,923.41	0.00	
CII, Large Landscape, Performance (OWOW)			
Revenues	11,624.03	138,725.00	8.38%
Expenses	<u>91,045.98</u>	<u>138,725.00</u>	65.63%
Excess of Revenues over Expenditures	(79,421.95)	0.00	
CA Sprinkler Adjustment Subscription System			
Revenues	5,099.47	34,432.50	14.81%
Expenses	<u>32,242.39</u>	<u>34,432.50</u>	93.64%
Excess of Revenues over Expenditures	(27,142.92)	0.00	
Rotating Nozzle			
Revenues	964.57	39,000.00	2.47%
Expenses	<u>18,595.80</u>	<u>39,000.00</u>	47.68%
Excess of Revenues over Expenditures	(17,631.23)	0.00	
WUE Projects			
Revenues	15,791,926.57	22,766,205.12	69.37%
Expenses	<u>16,376,024.00</u>	<u>22,766,205.12</u>	71.93%
Excess of Revenues over Expenditures	(584,097.43)	0.00	
WEROC			
Revenues	241,805.65	283,614.00	85.26%
Expenses	<u>188,643.98</u>	<u>278,613.00</u>	67.71%
Excess of Revenues over Expenditures	53,161.67	5,001.00	
RPOI Distributions			
Revenues	0.00	4,823.00	0.00%
Expenses	<u>0.00</u>	<u>4,823.00</u>	0.00%
Excess of Revenues over Expenditures	0.00	0.00	



ACTION ITEM
April 20, 2016

TO: Board of Directors

FROM: **Administration & Finance Committee**
(Directors Thomas, Barbre, Finnegan)

Robert J. Hunter, General Manager

Staff Contact: Pat Meszaros

SUBJECT: AUTHORIZE ATTENDANCE AT OCBC LEGISLATIVE TRIP, MAY 23-24, 2016, WASHINGTON, DC

STAFF RECOMMENDATION

It is recommended that the Board of Directors approves participation in this trip for directors and staff as appropriate.

COMMITTEE RECOMMENDATION

Committee recommends (to be determined at Committee Meeting)

SUMMARY

The Orange County Business Council hosts the annual trip to D.C. to help make the voice of business heard and advance Orange County's competitive advantage. The trip includes meetings with lawmakers, members of the administration, and other decision makers on business issues such as economic development, education, housing, transportation and water. Participants include representatives from some of Orange County's leading companies.

For OCBC members, the rate is \$1,785 which includes hotel, meals, materials and sessions.

Director Barbre and Heather Baez have expressed an interest in attending.

Budgeted (Y/N): No	Budgeted amount: NA	Core X	Choice __
Action item amount: \$1,785/person	Line item:		
Fiscal Impact (explain if unbudgeted):			



ADVOCACY TRIP

WASHINGTON D.C. • MAY 23-25

Help OCBC make the voice of business heard and advance Orange County's competitive advantage by joining the annual One Voice, Two Capitols advocacy trip to Washington, D.C.

Meet with lawmakers, members of the administration, and other decision makers on business issues such as economic development, education, housing, transportation and water. Participants include representatives from some of Orange County's leading companies.

**REGISTRATION WILL CLOSE ON FRIDAY, APRIL 15, 2016, OR WHEN TRIP SPACE IS SOLD OUT.
EMAIL SABRA RITTER, EVENTS DIRECTOR, AT SRITTER@OCBC.ORG TO REGISTER.**

Learn More!



High-level meetings with Obama administration and congressional leadership to advocate for OC's legislative priorities.



Accommodations at an ideally located and luxurious hotel, meals, materials and sessions included in cost.



Unparalleled networking opportunities with business and elected leaders.

For info on advocacy and sponsorships, contact Bryan Starr,
Senior Vice President, Government Affairs, at 949.794.7210 or bstarr@ocbc.org.
For info on trip details, contact Sabra Ritter, Events Director, at 949.794.7241 or sritter@ocbc.org.

**[CLICK HERE](#)
if you are having trouble viewing this flier.**

**Join the Leading Voice of Business Today!
www.ocbc.org**

ADVOCACY TRIP WASHINGTON, DC

MAY 23-25, 2016 | W WASHINGTON, D.C.

Registration Form

Name		Company	
Email	Work Phone #	Cell Phone #	
Billing Address		City/State/Zip	

Washington, D.C. Program Rates

Please check appropriate boxes:

☐ OCBC Member

(includes: hotel, meals, materials and sessions)**

Per Person

\$1,785.00

☐ Non-Member

(includes: hotel, meals, materials and sessions)**

\$2,000.00

TOTAL

Method of Payment:

☐ Check

☐ VISA

☐ M.C

☐ Amex

Credit Card # _____

Exp. Date: _____ 3 or 4 Digit Code: _____

Auth. Sig. _____

*Credit card info is only accepted via phone, fax or mail. **PLEASE DO NOT EMAIL FORMS.**



Issues to be Discussed:

- Economic Recovery
- Education
- Energy & Environment
- Health Care
- Housing
- Public Safety
- Transportation/Infrastructure
- Tourism
- Water

** Hotel Information (2 nights, May 23 & 24, 2016):

W Washington D.C.
515 15th Street NW
Washington, D.C. 20008

- > Your reservation for the hotel and trip is not finalized until you receive confirmation from Sabra Ritter.
- > Hotel reservations will be made by OCBC for May 23 & 24, 2016. Additional nights must be booked by trip participants directly with hotel.
- > Participants are responsible for all local ground transportation and flight arrangements.
- > Meals not listed on the schedule are not included.
- > Last day to cancel for full refund is Friday, April 15.

Please complete and submit form by fax to 949.476.9240, or mail to 2 Park Plaza, Suite 100, Irvine, CA 92614.
For more information, contact Sabra Ritter at sritter@ocbc.org or 949.794.7241.

To register online visit www.ocbc.org/events.

DEADLINE: Please register or submit your cancellation no later than Friday, April 15, 2016.



ACTION ITEM

April 20, 2016

TO: Administration & Finance Committee
(Directors Thomas, Barbre, Finnegan)

FROM: Rob Hunter, General Manager

Staff Contact: Katie Davanaugh
Cathy Harris

SUBJECT: Authorize Purchase of New Copier

STAFF RECOMMENDATION

Staff recommends the Board of Directors authorize the General Manager to purchase a Ricoh Pro C5110 color copier at a cost of \$29,517, including tax, software, installation and training.

COMMITTEE RECOMMENDATION

Committee recommends (To be determined at Committee Meeting)

DETAILED REPORT

Background:

The lease for the existing Canon copier will expire in August 2016 and the District is required to provide a 90-day notice to end the current lease and return the unit by lease end. This copier is the primary source for black/white copy/scan/print projects for all District staff and produces approximately 35,000 copies per month.

Staff reviewed and analyzed the existing and proposed copy/scan/print needs and met with Ricoh, Xerox and Konica-Minolta representatives to review the criteria and performance expectations, noting that the following factors were considered as priorities:

- Workflow production requirements, including large document management (Board packets, tab production, etc.)
- Scanning capabilities
- Color copy needs

Budgeted (Y/N): N	Budgeted amount: \$	Core X
Action item amount: \$29,517	Line item: 8810 2000 19	
Fiscal Impact (explain if unbudgeted): we will be over budget for Capital Acquisitions but MWDOC's overall expenses are lower than income.		

- Potential for cost savings
- Service response time

Staff attended on-site demonstrations with each of the vendors which included production of a Board packet, as well as review and evaluation of the desktop printing capabilities and other features of each machine.

Cost Comparison:

	Model		# copies	¢ per copy	monthly charges (approx.)
Current	Canon 8095	Maintenance and b/w copies (35,000 copies-month allowance, plus applicable overages)	34,000		284
		Monthly lease payment (48 payment)			509
		Additional cost for color copies on separate color printer	5,000	0.08	400
		Total monthly cost			\$1,193
Proposed	Ricoh C5110	Maintenance and b/w copy (cost per copy basis)	34,000	0.009	306
		Purchase / 48 payments			599
		Color copy cost	5,000	0.04	200
		Total monthly cost			\$1,105

Staff Recommendation:

After reviewing the responses from each vendor and attending the demonstrations, staff is recommending selection of the Ricoh C5110 copier.



DISCUSSION ITEM

April 13, 2016

**TO: Administration & Finance Committee
(Directors Thomas, Barbre, Finnegan)**

**FROM: Robert Hunter,
General Manager**

Staff Contact: Kelly Hubbard, WEROC Programs Manager

SUBJECT: WATER DISTRIBUTION IN THE EVENT OF AN EMERGENCY

STAFF RECOMMENDATION

Staff recommends the Administration & Finance Committee: Receive report and discuss the information presented.

COMMITTEE RECOMMENDATION

Committee recommends (To be determined at Committee Meeting)

DETAILED REPORT

At the March 17 Executive Committee meeting, a request was made for an update/overview of what happens with water distribution in the event of an emergency.

Ms. Hubbard will present information to the Committee.

Budgeted (Y/N):	Budgeted amount:	Core __	Choice __
Action item amount:		Line item:	
Fiscal Impact (explain if unbudgeted):			

Orange County Drinking Water Procurement and Distribution Planning



MWDOC A&F COMMITTEE
APRIL 13, 2016

Planning Currently in Place



- OC Water Procurement and Distribution Plan
 - Written by WEROC Staff
 - No involvement of outside agencies
- Ca State Water Procurement and Distribution Guidance
 - Water Utility will focus on restoration
 - Cities and Counties will need to help with alternate supply
- OC City Flu Points of Distribution
 - Health Care focused

Disaster Timeline Assumptions

1. Public (Disaster +/- 3 Days)
 - What they have at home
 - What's on the store shelves
2. Water Utilities (2+)
 - Water Trailers and Water Spigots
 - Parks and shelter sites
3. Cities and County (3+)
 - Point of Distribution Sites
4. FEMA (7+)
 - Federal Points of Distribution

2016 WEROC Planning Goals

Water Utility
Water Distribution
Plan Template

- Identify Water Utility capabilities
- Trigger points for assistance

City Water
Distribution Plan
Template

- Recognize what their Water Utilities can do
- Identify City capabilities
- Trigger points for assistance

OC Water
Distribution Plan

- Recognize which agencies need help and when
- Incorporate organizational structure into Operational Area
- Incorporate Partner Agencies & suppliers

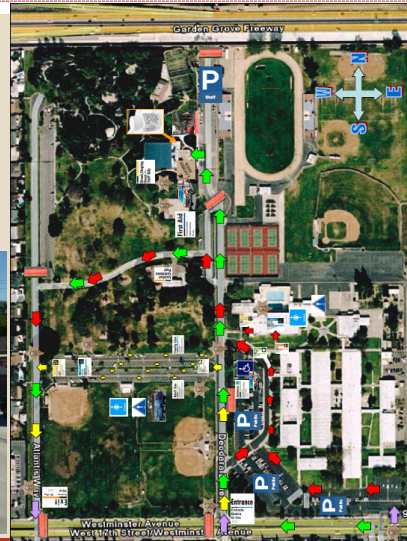
Water Utility Distribution

• Methods

- Home delivery of cases of water
- Open a reservoir site with spigots
- Spigot on Fire Hydrants
- Water Trailer Points of Distribution



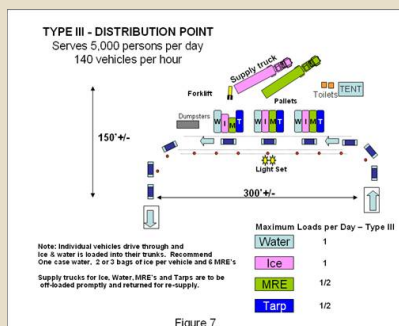
City Flu POD Site Planning



Hurricane Ike PODS

- Unit of Supplies:

- 3 lbs. ice
- 1 case of bottled water
- 1 case of Meals-Ready-to-Eat (MREs)



2016 WEROC Planning Timeline

- February 25 - Kick-Off Meeting
- March - April - Small Group Feedback
- April 20 - Planning Tools Refinement Meeting
- May 5 - Present Plan to OCEMO
- May - August - Work with Utilities & Cities to customize templates to their agency
- September 29 - Test plans during County-Wide Exercise



Kelly Hubbard
WERO Emergency Manager
Municipal Water District of Orange County
(714) 593-5010
khubbard@mwdoc.com

**BE WATER PREPARED!
PROTECTING WATER THROUGH
PREPAREDNESS & RESPONSE
COORDINATION**



Item No. 7

DISCUSSION ITEM

April 13, 2016

TO: Administration & Finance Committee
(Directors Thomas, Barbre, Finnegan)

FROM: Robert Hunter, General Manager

Staff Contact: Hilary Chumpitazi

SUBJECT: MWDOC's Rate Study Update

STAFF RECOMMENDATION

Staff recommends the Administration & Finance Committee review and discuss the updated rate structure scenarios offered by Raftelis and direct staff.

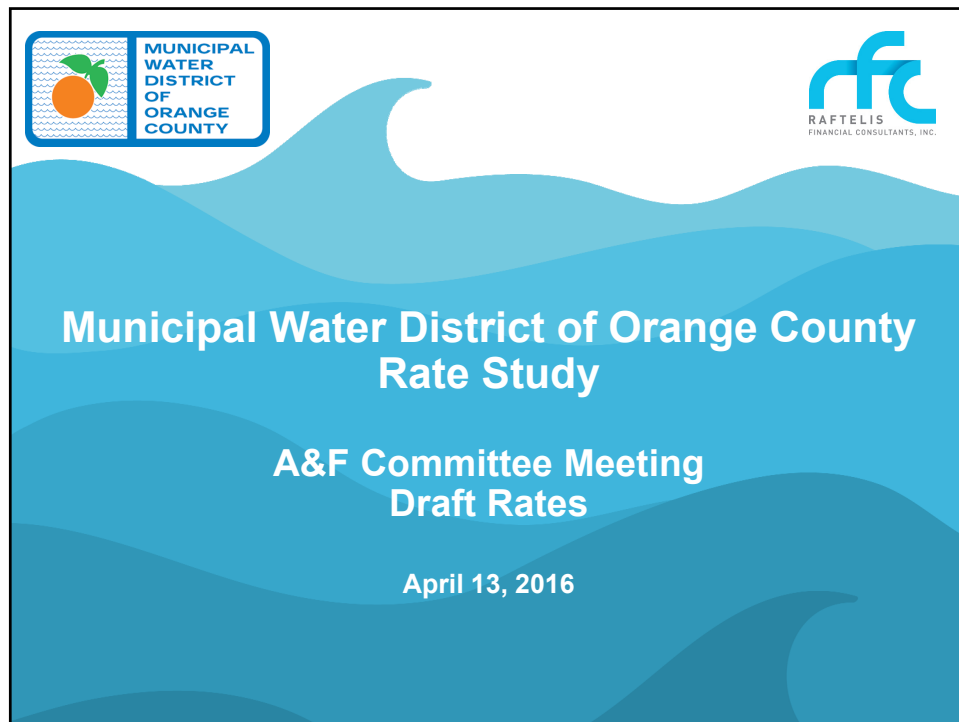
COMMITTEE RECOMMENDATION

Committee recommends (To be determined at Committee Meeting)

DETAILED REPORT

At the last Manager's meeting the Managers were all in agreement to use scenario 1 but discussed two ways to calculate OCWD's share, either by using specific cost centers or by using all cost centers. Raftelis will present these two scenarios today as Scenario 1A and Scenario 1B.


Budgeted (Y/N):	Budgeted amount:	Core __	Choice __
Action item amount:	Line item:		
Fiscal Impact (explain if unbudgeted):			



Goal of Today's Meeting

- Provide feedback from the March 17th Manager's Meeting
 - Added additional scenario in allocating OCWD services (Scenario 1B)
- Review ***preliminary*** rates using FY 2016 Core budget

2



Recommendation on OCWD

- Over a 10 year average OCWD is MWDOC's fourth largest water user (uses 10.8% on average)
- There is a cost associated with providing core services to OCWD, just like there is a cost for other retail agencies
- OCWD should be charged an appropriate amount

3



DRAFT RATES
(Using FY 2016 Core Budget)

FY 2016 Core Services Budget

Cost Center	Budget Item	FY 2016 Budget
21	Planning & Resource Development	\$743,370
23	Met Issues and Special Projects	\$751,674
31	Governmental Affairs	\$418,009
32	Public Affairs	\$629,110
11	Administrative - Board	\$1,131,747
12	Administrative - General	\$471,461
13	Personnel / Staff Development	\$304,655
19	Overhead	\$779,267
22	Research Participation	\$39,740
35	Policy Development	\$145,864
41	Finance	\$563,041
45	Information Technology	\$223,827
	MWDOC Bldg Imp less Misc Inc	\$343,087
25	MWDOC's Contribution to WEROC	\$141,807
	Total	\$6,686,660

5



Manager's Meeting - March 17, 2016

- We showed four scenarios in which:
 - First we allocated costs to OCWD based on historical 10-yr water use (10.8%), then remaining costs to retail agencies by:
 - 1) Number of Meters
 - 2) Number of Equivalent Meters
 - 3) Population Service Area
 - 4) Historical 10-yr Imported Water Use
- A&F Committee had seen the first three scenarios in our March 8th meeting

6



Summary – Manager’s Meeting

Agency	Current Cost	Scenario 1 # of Mtrs	Scenario 2 # of Eq. Mtrs	Scenario 3 Population	Scenario 4 Imp. Water Use
Brea, City of	\$133,791	\$126,662	\$170,906	\$118,473	\$115,323
Buena Park, City of	\$203,025	\$192,207	\$200,178	\$227,613	\$149,635
East Orange County Water District	\$226,038	\$213,993	\$235,362	\$196,145	\$117,870
El Toro Water District	\$106,699	\$101,013	\$114,694	\$134,155	\$270,171
Fountain Valley, City of	\$182,085	\$172,382	\$146,523	\$159,203	\$92,645
Garden Grove, City of	\$366,263	\$346,746	\$201,443	\$485,651	\$255,098
Golden State Water Company	\$444,459	\$420,775	\$380,962	\$466,197	\$289,734
Huntington Beach, City of	\$575,007	\$544,366	\$545,209	\$545,530	\$278,836
Irvine Ranch Water District	\$1,080,693	\$1,023,105	\$1,149,155	\$1,043,365	\$781,319
La Habra, City of	\$147,951	\$140,067	\$96,881	\$170,021	\$59,288
La Palma, City of	\$47,024	\$44,518	\$25,142	\$44,070	\$17,932
Laguna Beach County Water District	\$93,787	\$88,790	\$97,329	\$55,840	\$111,021
Mesa Water District	\$253,890	\$240,361	\$206,590	\$295,786	\$116,604
Moulton Niguel Water District	\$570,916	\$540,494	\$486,109	\$468,268	\$840,807
Newport Beach, City of	\$282,610	\$267,550	\$267,742	\$180,837	\$198,113
Orange, City of	\$358,527	\$339,422	\$352,642	\$382,109	\$293,184
Orange County Water District	\$0	\$356,313	\$356,313	\$356,313	\$709,581
San Clemente, City of	\$187,271	\$177,292	\$243,918	\$141,270	\$259,537
San Juan Capistrano, City of	\$122,876	\$116,329	\$115,583	\$106,750	\$152,040
Santa Margarita Water District	\$562,497	\$532,523	\$493,637	\$431,491	\$814,158
Seal Beach, City of	\$58,406	\$55,293	\$91,101	\$65,174	\$33,472
Serrano Water District	\$24,510	\$23,204	\$14,585	\$17,771	\$32,839
South Coast Water District	\$130,677	\$123,714	\$139,673	\$96,235	\$170,601
Trabuco Canyon Water District	\$42,868	\$40,584	\$29,183	\$34,948	\$78,337
Westminster, City of	\$218,237	\$206,608	\$225,480	\$257,838	\$120,450
Yorba Linda Water District	\$266,552	\$252,348	\$300,320	\$205,608	\$328,066
Total	\$6,686,660	\$6,686,660	\$6,686,660	\$6,686,660	\$6,686,660

7



Manager’s Meeting Feedback

- Discussion on how to best allocate costs to OCWD
- Scenarios 2, 3 and 4 were not viewed favorably
- Proposed Scenario 1B in which OCWD is allocated 1/26 of costs as opposed to using historical water use
- A&F Committee seemed to prefer Scenario 1
- Leaves Scenarios 1A and 1B

8



Scenario 1A

Step 1: Determine OCWD's responsible cost

- OCWD is charged for cost centers 21 and 23 (Planning and Resource Development, Met Issues and Special Projects) by 10-year historical water use (10.8%)
- Remaining cost centers are equally divided (1/26) amongst OCWD and the remaining agencies (excluding WEROC)

Step 2: Allocate remaining cost to retail agencies based on number of meters



Scenario 1A

Agency	FY 2016 Proposed	FY 2016	Change (\$)	Change (%)
	Costs	Current Costs		
Brea, City of	\$126,662	\$133,791	-\$7,129	-5.3%
Buena Park, City of	\$192,207	\$203,025	-\$10,819	-5.3%
East Orange County Water District	\$213,993	\$226,038	-\$12,045	-5.3%
El Toro Water District	\$101,013	\$106,699	-\$5,686	-5.3%
Fountain Valley, City of	\$172,382	\$182,085	-\$9,703	-5.3%
Garden Grove, City of	\$346,746	\$366,263	-\$19,517	-5.3%
Golden State Water Company	\$420,775	\$444,459	-\$23,684	-5.3%
Huntington Beach, City of	\$544,366	\$575,007	-\$30,640	-5.3%
Irvine Ranch Water District	\$1,023,105	\$1,080,693	-\$57,587	-5.3%
La Habra, City of	\$140,067	\$147,951	-\$7,884	-5.3%
La Palma, City of	\$44,518	\$47,024	-\$2,506	-5.3%
Laguna Beach County Water District	\$88,790	\$93,787	-\$4,998	-5.3%
Mesa Water District	\$240,361	\$253,890	-\$13,529	-5.3%
Moulton Niguel Water District	\$540,494	\$570,916	-\$30,423	-5.3%
Newport Beach, City of	\$267,550	\$282,610	-\$15,059	-5.3%
Orange, City of	\$339,422	\$358,527	-\$19,105	-5.3%
Orange County Water District	\$356,313	\$0	\$356,313	∞
San Clemente, City of	\$177,292	\$187,271	-\$9,979	-5.3%
San Juan Capistrano, City of	\$116,329	\$122,876	-\$6,548	-5.3%
Santa Margarita Water District	\$532,523	\$562,497	-\$29,974	-5.3%
Seal Beach, City of	\$55,293	\$58,406	-\$3,112	-5.3%
Serrano Water District	\$23,204	\$24,510	-\$1,306	-5.3%
South Coast Water District	\$123,714	\$130,677	-\$6,963	-5.3%
Trabuco Canyon Water District	\$40,584	\$42,868	-\$2,284	-5.3%
Westminster, City of	\$206,608	\$218,237	-\$11,629	-5.3%
Yorba Linda Water District	\$252,348	\$266,552	-\$14,204	-5.3%
Total	\$6,686,660	\$6,686,660	\$0	

10



Scenario 1B

Step 1: Determine OCWD responsible cost

- OCWD is charged for ALL cost centers by equally dividing all costs amongst OCWD (1/26) and the remaining agencies (excluding WEROC)

Step 2: Allocate remaining cost to retail agencies based on the number of meters



Scenario 1B

Agency	FY 2016 Proposed Costs	FY 2016 Current Costs	Change (\$)	Change (%)
Brea, City of	\$128,755	\$133,791	-\$5,037	-3.8%
Buena Park, City of	\$195,382	\$203,025	-\$7,643	-3.8%
East Orange County Water District	\$217,529	\$226,038	-\$8,509	-3.8%
El Toro Water District	\$102,682	\$106,699	-\$4,017	-3.8%
Fountain Valley, City of	\$175,230	\$182,085	-\$6,855	-3.8%
Garden Grove, City of	\$352,475	\$366,263	-\$13,788	-3.8%
Golden State Water Company	\$427,727	\$444,459	-\$16,732	-3.8%
Huntington Beach, City of	\$553,360	\$575,007	-\$21,647	-3.8%
Irvine Ranch Water District	\$1,040,009	\$1,080,693	-\$40,684	-3.8%
La Habra, City of	\$142,381	\$147,951	-\$5,570	-3.8%
La Palma, City of	\$45,254	\$47,024	-\$1,770	-3.8%
Laguna Beach County Water District	\$90,257	\$93,787	-\$3,531	-3.8%
Mesa Water District	\$244,332	\$253,890	-\$9,558	-3.8%
Moulton Niguel Water District	\$549,424	\$570,916	-\$21,493	-3.8%
Newport Beach, City of	\$271,971	\$282,610	-\$10,639	-3.8%
Orange, City of	\$345,030	\$358,527	-\$13,497	-3.8%
Orange County Water District	\$251,725	\$0	\$251,725	∞
San Clemente, City of	\$180,221	\$187,271	-\$7,050	-3.8%
San Juan Capistrano, City of	\$118,250	\$122,876	-\$4,626	-3.8%
Santa Margarita Water District	\$541,321	\$562,497	-\$21,176	-3.8%
Seal Beach, City of	\$56,207	\$58,406	-\$2,199	-3.8%
Serrano Water District	\$23,587	\$24,510	-\$923	-3.8%
South Coast Water District	\$125,758	\$130,677	-\$4,919	-3.8%
Trabuco Canyon Water District	\$41,255	\$42,868	-\$1,614	-3.8%
Westminster, City of	\$210,021	\$218,237	-\$8,216	-3.8%
Yorba Linda Water District	\$256,517	\$266,552	-\$10,035	-3.8%
Total	\$6,686,660	\$6,686,660	\$0	

12



Summary - Charges

13

Agency	Current Cost	Scenario 1A	Scenario 1B
Brea, City of	\$133,791	\$126,662	\$128,755
Buena Park, City of	\$203,025	\$192,207	\$195,382
East Orange County Water District	\$226,038	\$213,993	\$217,529
El Toro Water District	\$106,699	\$101,013	\$102,682
Fountain Valley, City of	\$182,085	\$172,382	\$175,230
Garden Grove, City of	\$366,263	\$346,746	\$352,475
Golden State Water Company	\$444,459	\$420,775	\$427,727
Huntington Beach, City of	\$575,007	\$544,366	\$553,360
Irvine Ranch Water District	\$1,080,693	\$1,023,105	\$1,040,009
La Habra, City of	\$147,951	\$140,067	\$142,381
La Palma, City of	\$47,024	\$44,518	\$45,254
Laguna Beach County Water District	\$93,787	\$88,790	\$90,257
Mesa Water District	\$253,890	\$240,361	\$244,332
Moulton Niguel Water District	\$570,916	\$540,494	\$549,424
Newport Beach, City of	\$282,610	\$267,550	\$271,971
Orange, City of	\$358,527	\$339,422	\$345,030
Orange County Water District	\$0	\$356,313	\$251,725
San Clemente, City of	\$187,271	\$177,292	\$180,221
San Juan Capistrano, City of	\$122,876	\$116,329	\$118,250
Santa Margarita Water District	\$562,497	\$532,523	\$541,321
Seal Beach, City of	\$58,406	\$55,293	\$56,207
Serrano Water District	\$24,510	\$23,204	\$23,587
South Coast Water District	\$130,677	\$123,714	\$125,758
Trabuco Canyon Water District	\$42,868	\$40,584	\$41,255
Westminster, City of	\$218,237	\$206,608	\$210,021
Yorba Linda Water District	\$266,552	\$252,348	\$256,517
Total	\$6,686,660	\$6,686,660	\$6,686,660



Summary – Dollar Change

14

Agency	Scenario 1A	Scenario 1B
Brea, City of	-\$7,129	-\$5,037
Buena Park, City of	-\$10,819	-\$7,643
East Orange County Water District	-\$12,045	-\$8,509
El Toro Water District	-\$5,686	-\$4,017
Fountain Valley, City of	-\$9,703	-\$6,855
Garden Grove, City of	-\$19,517	-\$13,788
Golden State Water Company	-\$23,684	-\$16,732
Huntington Beach, City of	-\$30,640	-\$21,647
Irvine Ranch Water District	-\$57,587	-\$40,684
La Habra, City of	-\$7,884	-\$5,570
La Palma, City of	-\$2,506	-\$1,770
Laguna Beach County Water District	-\$4,998	-\$3,531
Mesa Water District	-\$13,529	-\$9,558
Moulton Niguel Water District	-\$30,423	-\$21,493
Newport Beach, City of	-\$15,059	-\$10,639
Orange, City of	-\$19,105	-\$13,497
Orange County Water District	\$356,313	\$251,725
San Clemente, City of	-\$9,979	-\$7,050
San Juan Capistrano, City of	-\$6,548	-\$4,626
Santa Margarita Water District	-\$29,974	-\$21,176
Seal Beach, City of	-\$3,112	-\$2,199
Serrano Water District	-\$1,306	-\$923
South Coast Water District	-\$6,963	-\$4,919
Trabuco Canyon Water District	-\$2,284	-\$1,614
Westminster, City of	-\$11,629	-\$8,216
Yorba Linda Water District	-\$14,204	-\$10,035
Total	\$0	\$0



Summary – Percent Change

Agency	Scenario 1A	Scenario 1B
Brea, City of	-5.3%	-3.8%
Buena Park, City of	-5.3%	-3.8%
East Orange County Water District	-5.3%	-3.8%
El Toro Water District	-5.3%	-3.8%
Fountain Valley, City of	-5.3%	-3.8%
Garden Grove, City of	-5.3%	-3.8%
Golden State Water Company	-5.3%	-3.8%
Huntington Beach, City of	-5.3%	-3.8%
Irvine Ranch Water District	-5.3%	-3.8%
La Habra, City of	-5.3%	-3.8%
La Palma, City of	-5.3%	-3.8%
Laguna Beach County Water District	-5.3%	-3.8%
Mesa Water District	-5.3%	-3.8%
Moulton Niguel Water District	-5.3%	-3.8%
Newport Beach, City of	-5.3%	-3.8%
Orange, City of	-5.3%	-3.8%
Orange County Water District		
San Clemente, City of	-5.3%	-3.8%
San Juan Capistrano, City of	-5.3%	-3.8%
Santa Margarita Water District	-5.3%	-3.8%
Seal Beach, City of	-5.3%	-3.8%
Serrano Water District	-5.3%	-3.8%
South Coast Water District	-5.3%	-3.8%
Trabuco Canyon Water District	-5.3%	-3.8%
Westminster, City of	-5.3%	-3.8%
Yorba Linda Water District	-5.3%	-3.8%

15



**A&F Committee
Feedback?**

16

Proposed Schedule

TOPIC	DATES
GUIDING PRINCIPLE DISCUSSIONS WITH A&F COMMITTEE	A&F Committee Meeting – 1/13/2016 Managers Meeting – 1/21/2016 Managers Meeting – 2/4/2016 A&F Committee Meeting – 2/10/2016
WHOLESALE RATE MODEL DEVELOPMENT	February
RATE STRUCTURE WORKSHOP WITH A&F COMMITTEE AND MEMBER AGENCIES	A&F Committee Meeting – 3/9/2016 Managers Meeting – 3/17/2016 A&F Committee Meeting – 4/13/16 A&F Committee Meeting – 5/11/16
REPORT DEVELOPMENT & FINAL PRESENTATION	Board Meeting – 5/18/2016

17



Discussion



INFORMATION ITEM

April 13, 2016

TO: Administration & Finance Committee
(Directors Thomas, Barbre, Finnegan)

FROM: Robert Hunter, General Manager

Staff Contact: Hilary Chumpitazi

SUBJECT: Rebate Program – 1099 Update

STAFF RECOMMENDATION

Staff recommends the Administration & Finance Committee: Receive and file the report as presented.

COMMITTEE RECOMMENDATION

Committee recommends (To be determined at Committee Meeting)

DETAILED REPORT

The last email and hard copy post request for W-9's from our 2015 rebate recipients had a 35% success rate as of April 7, 2016 for a total response rate of 79%. We will continue to collect the information up until our last day to file electronically with the IRS, which is Monday, May 2, 2016.

Budgeted (Y/N):	Budgeted amount:	Core __	Choice __
Action item amount:		Line item:	
Fiscal Impact (explain if unbudgeted):			



INFORMATION ITEM

April 13, 2016

TO: Administration & Finance Committee
(Directors Thomas, Barbre & Finnegan)

FROM: Robert Hunter, General Manager

Staff Contact: Harvey De La Torre

SUBJECT: Monthly Water Usage Data, Tier 2 Projection, and Water Supply Info.

STAFF RECOMMENDATION

Staff recommends the Administration & Finance Committee receive and file this information.

COMMITTEE RECOMMENDATION

Committee recommends (To be determined at Committee Meeting)

REPORT

The attached figures show the recent trend of water consumption in Orange County (OC), an estimate of Tier 2 volume for MWDOC, and selected water supply information.

- Fig. 1 OC Water Usage, Monthly by Supply OCWD Groundwater water was the main supply in February.
- Fig. 2 OC Water Usage, Monthly, Comparison to Previous Years Water usage in February 2016 was about low compared to the last 5 years. Lower usage is primarily due to strong conservation efforts and mandatory restrictions set by the governor. Rainfall for February 2016 was below the historical average and temperatures were above average. The February weather outcome resulted in very few O.C. water agencies achieving their SWRCB goal for the month.
- Fig. 3 Historical OC Water Consumption OC water consumption was 571,000 AF in FY 2014-15 (*this includes ~17 TAF of agricultural usage and non-retail water agency Usage*). This is about 50,000 AF less than FY 2013-14 but is about 16,000 AF higher than FY 2010-11 (Fiscal year with lowest usage). Water usage per person was the lowest it has been for Orange County at 164 gallons per day. Although OC population has increased 20% over the past two decades, water usage has not increased, on average. A long-term decrease

Budgeted (Y/N): N	Budgeted amount: N/A	Core <u>X</u>	Choice <u> </u>
Action item amount: N/A		Line item:	
Fiscal Impact (explain if unbudgeted):			

in per-capita water usage is attributed mostly to Water Use Efficiency (water conservation) efforts. High Temperature, precipitation and the economy all remain indicators to O.C. water consumption.

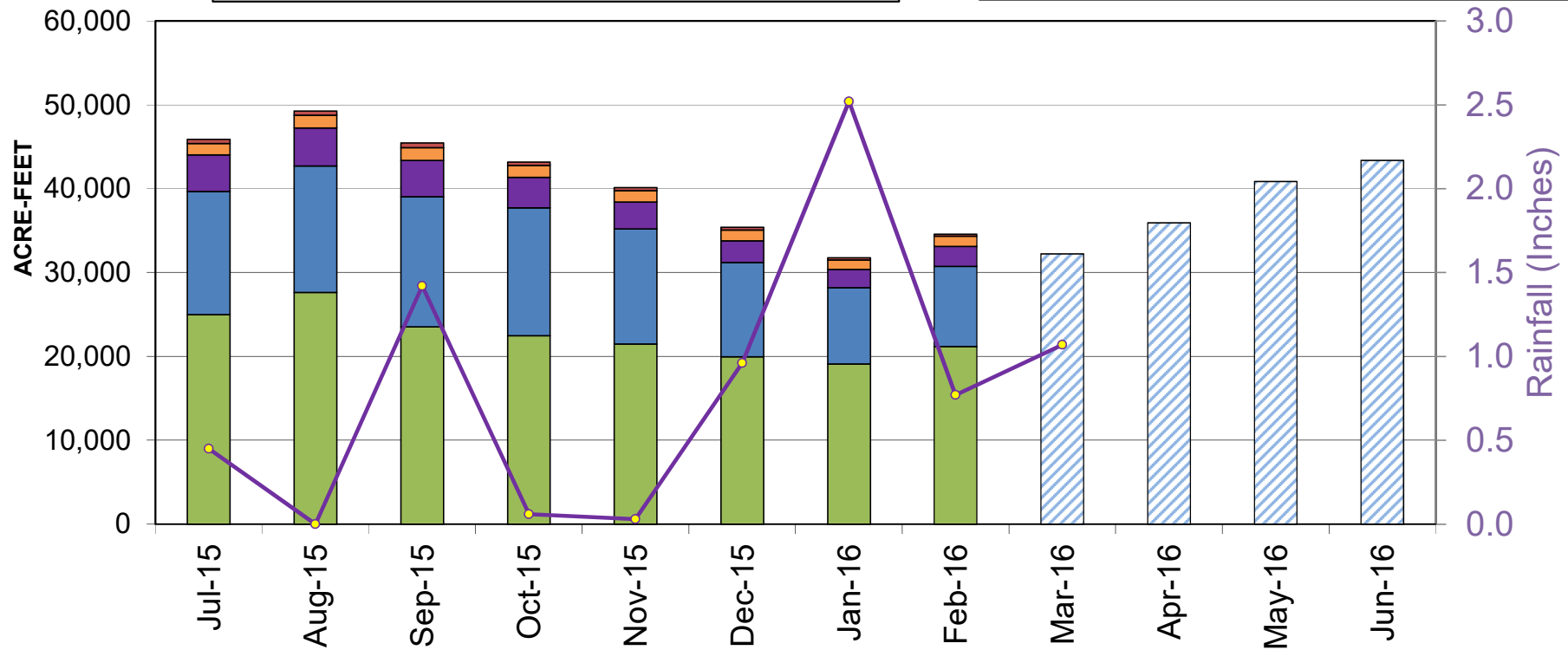
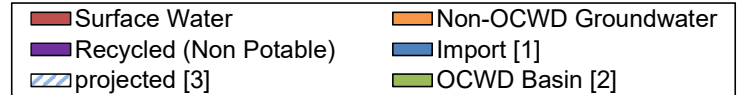
Fig. 4 MWDOC “Firm” Water Purchases, 2016 “Firm” water above the Tier 1 limit will be charged at the higher Tier 2 rate. Our current projection of Tier 2 purchases is zero in 2016.

Water Supply Information Includes data on: Rainfall in OC; the OCWD Basin overdraft; Northern California and Colorado River Basin hydrologic data; the State Water Project (SWP) Allocation, and regional storage volumes. The data has implications for the magnitude of supplies from the three watersheds that are the principal sources of water for OC. Note that a hydrologic year is Oct. 1st through Sept. 30th.

- Orange County’s accumulated rainfall through March was below average for this period. This continues the impact of the previous four hydrologic years’ below-normal rainfall in reducing those local supplies that are derived from local runoff. El Nino conditions are present but unfortunately there has not been amounts of precipitation for Southern California.
- Northern California accumulated precipitation in March was around 130% of normal for this period. The Northern California snowpack is 99% of normal. This follows three below-average hydrologic years. The State of California has been in a declared Drought Emergency since January 2014. The State Water Project Contractors Table A Allocation is only 45% as of the end of March.
- Colorado River Basin accumulated precipitation in March was 94% average for this period. The Upper Colorado Basin snowpack was 94% of average for this time period. However, this follows two below-average hydrologic years, and this watershed is in a long-term drought. Lake Mead and Lake Powell combined have about 61% of their average storage volume for this time of year. If Lake Mead’s level falls below a “trigger” limit at the end of a calendar year, then a shortage will be declared by the US Bureau of Reclamation (USBR), impacting Colorado River water deliveries for the Lower Basin states. As of Late July Lake Mead Levels were hovering around the “trigger” limit but fortunately levels are expecting to increase from the large amounts of precipitation that hit the Colorado River Basin this summer and spring. The USBR predicts that the “trigger” level will not be hit by the end of 2016.



Fig. 1A OC Water Usage, Monthly by Supply with projection to end of fiscal year



[1] Imported water for consumptive use. Includes "In-Lieu" deliveries and CUP water extraction. Excludes "Direct Replenishment" deliveries of spreading water, "Barrier Replenishment" deliveries, and deliveries into Irvine Lake.

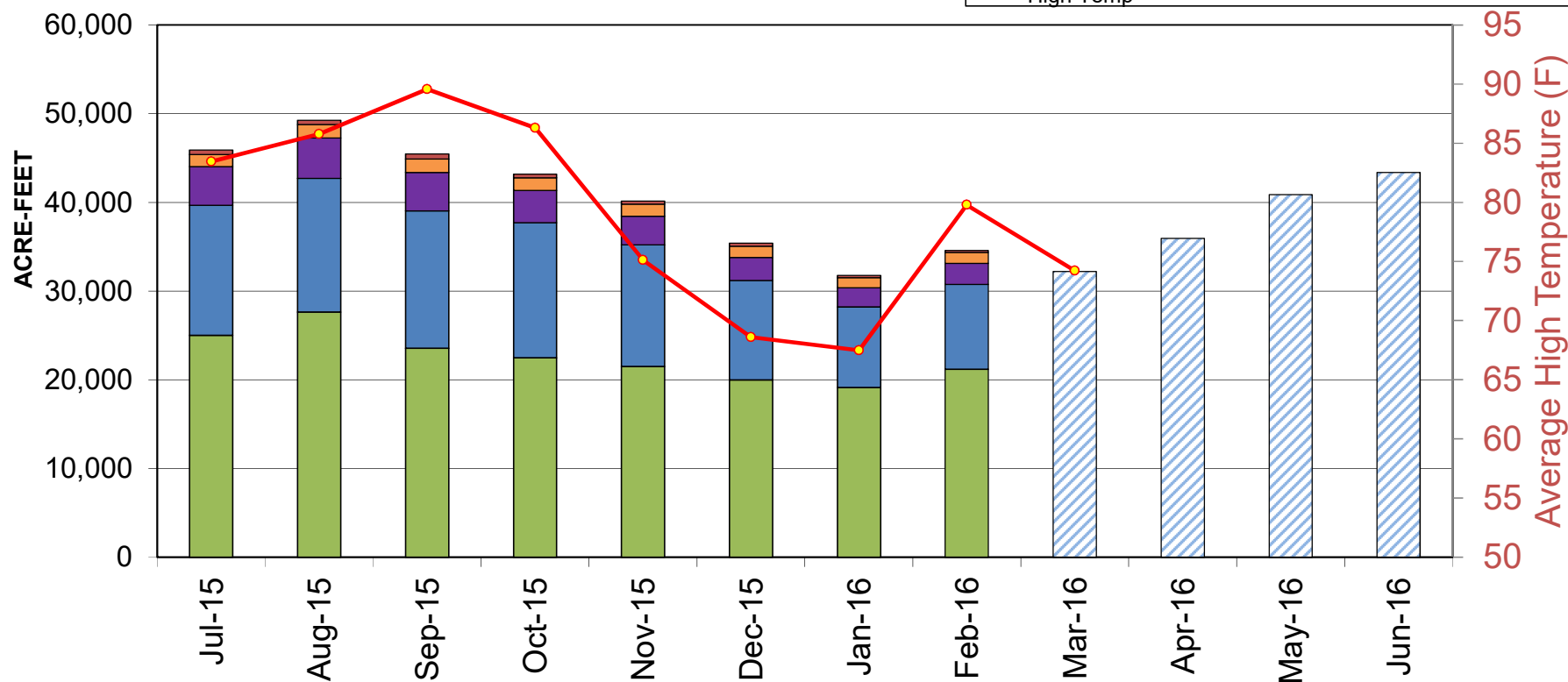
[2] GW for consumptive use only. Excludes In-Lieu water deliveries and CUP water extraction that are counted with Import. BPP in FY '15-16 is 75%.

[3] MWDOC's estimate of monthly demand is based on the projected FY 15-16 "Retail" water demand and historical monthly demand patterns.

[4] Total water usage includes IRWD groundwater agricultural use and usage by non-retail water agencies.



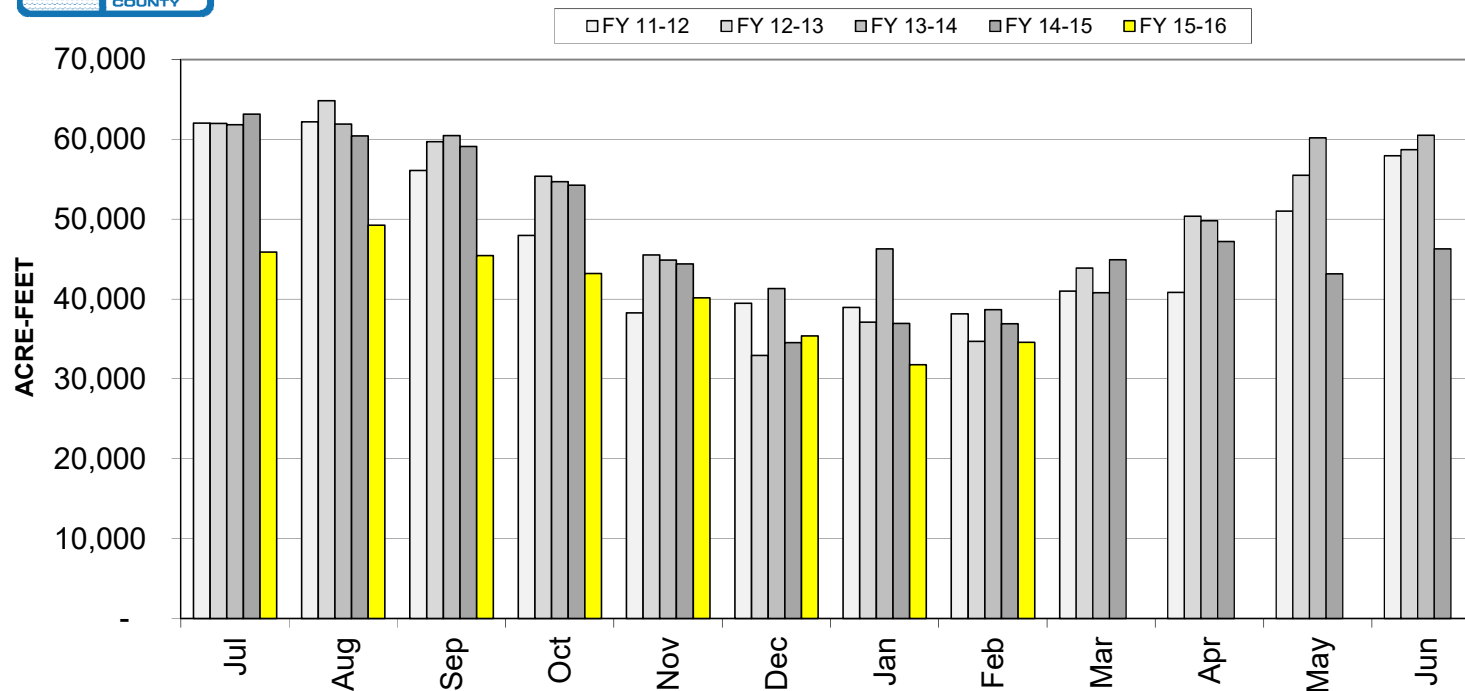
Fig. 1B OC Water Usage, Monthly by Supply with projection to end of fiscal year



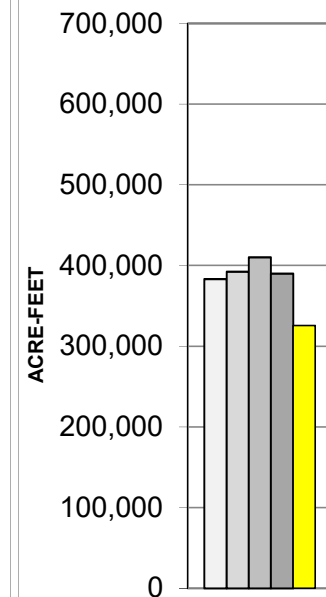
- [1] Imported water for consumptive use. Includes "In-Lieu" deliveries and CUP water extraction. Excludes "Direct Replenishment" deliveries of spreading water, "Barrier Replenishment" deliveries, and deliveries into Irvine Lake.
- [2] GW for consumptive use only. Excludes In-Lieu water deliveries and CUP water extraction that are counted with Import. BPP in FY '15-16 is 75%.
- [3] MWD OC's estimate of monthly demand is based on the projected FY 15-16 "Retail" water demand and historical monthly demand patterns.
- [4] Total water usage includes IRWD groundwater agricultural use and usage by non-retail water agencies.



Fig. 2A OC Monthly Water Usage [1]: Comparison to Last 4 Fiscal Years



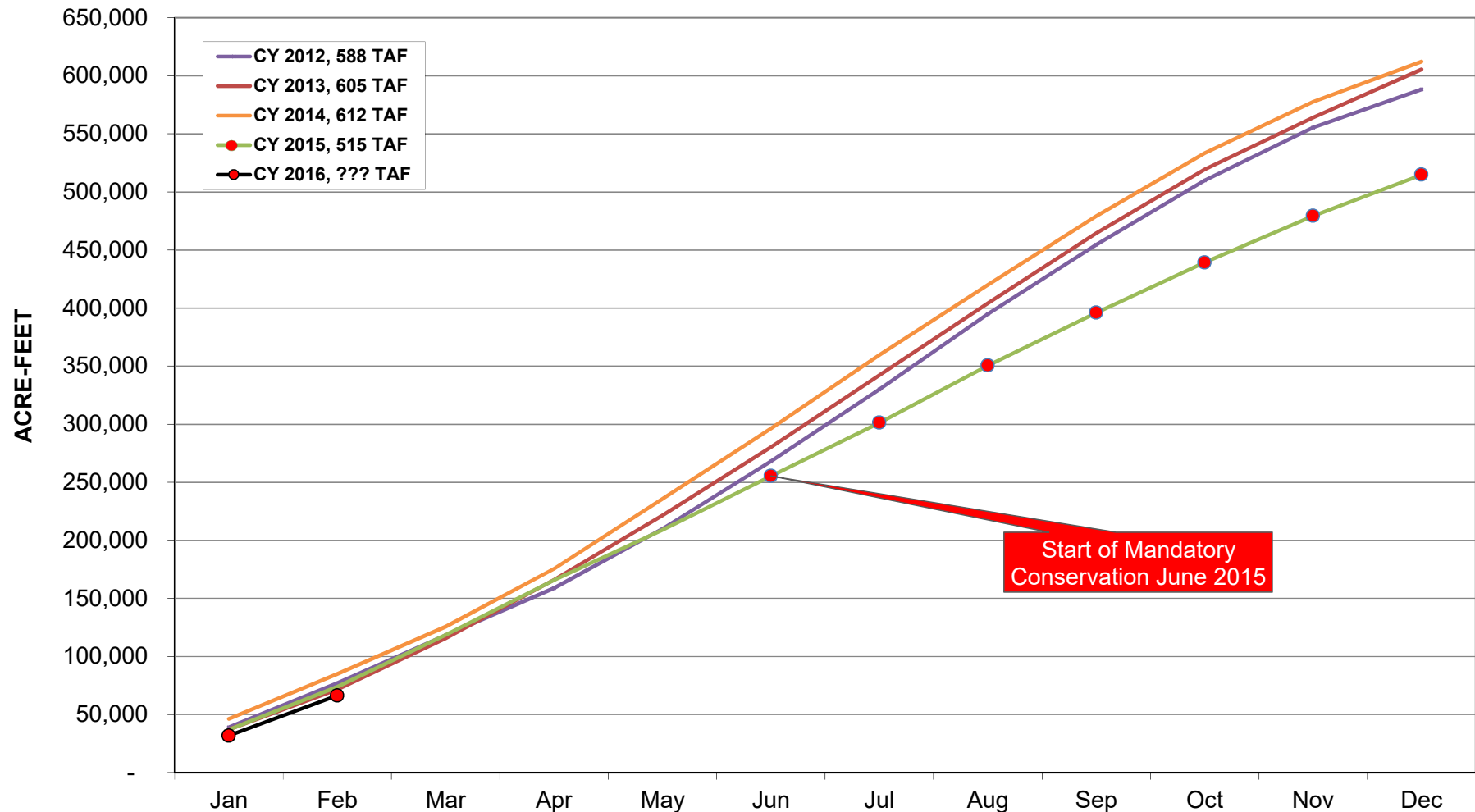
Partial Year Subtotals



[1] Sum of Imported water for consumptive use (includes "In-Lieu" deliveries; excludes "Direct Replenishment" and "Barrier Replenishment") and Local water for consumptive use (includes recycled and non-potable water; excludes GWRS production, groundwater pumped to waste, and waste brine from water treatment projects.) Recent months numbers include some estimation.



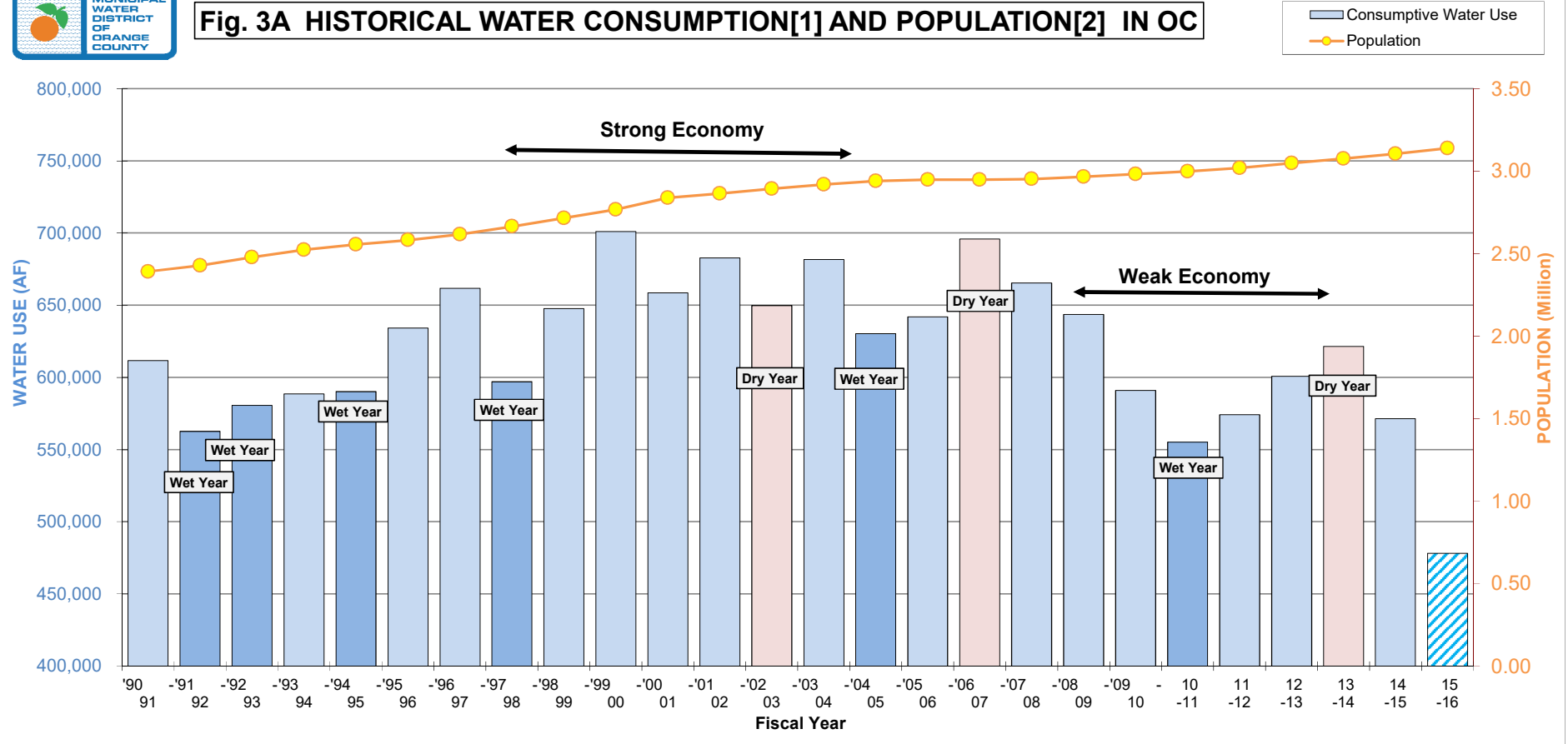
**Fig. 2B Orange County Cumulative Monthly Consumptive Water Usage [1]:
present year compared to last 4 calendar years**



[1] Sum of Imported water for consumptive use (includes "In-Lieu" deliveries; excludes "Direct Replenishment "and "Barrier Replenishment") and Local water for consumptive use (includes recycled and non-potable water; excludes GWRS production and waste brine from water quality pumping projects).



Fig. 3A HISTORICAL WATER CONSUMPTION[1] AND POPULATION[2] IN OC



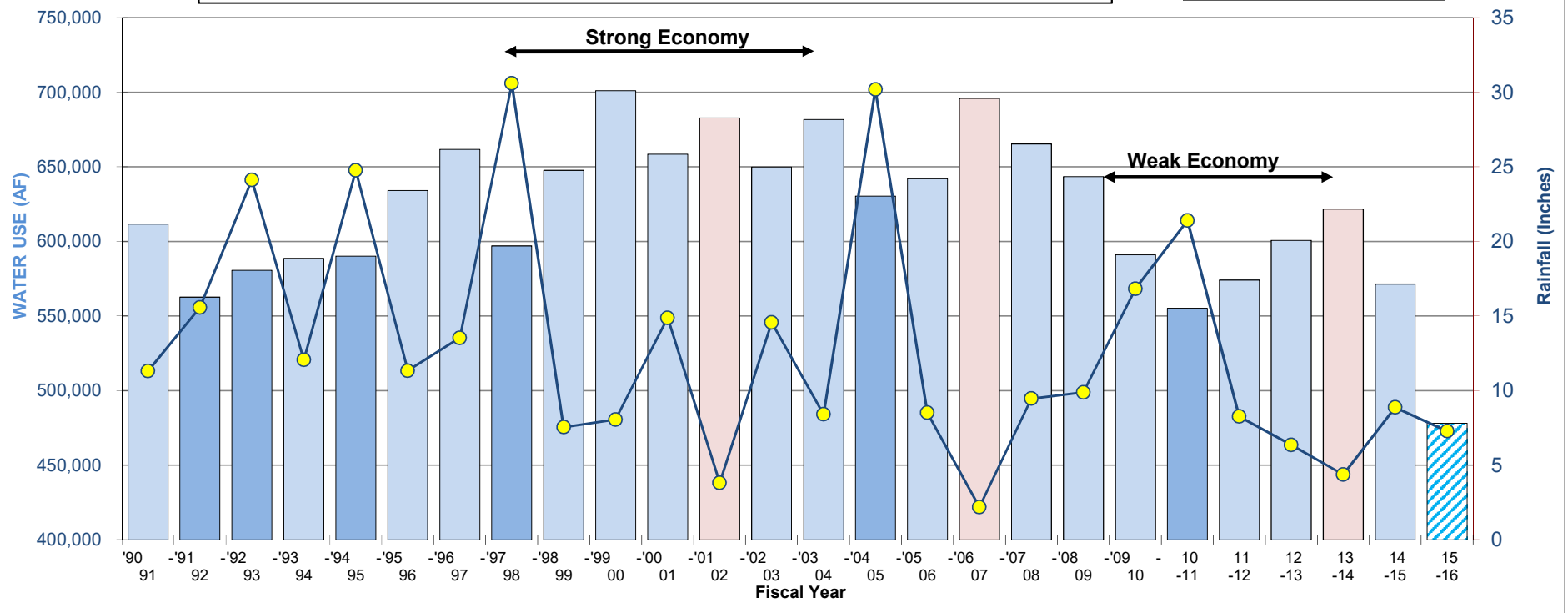
[1] Consumption includes potable, recycled and non-potable usage; excludes Barrier and Spreading water. The most recent data involve some estimation.

[2] Population estimates in the 2000s decade were revised by the State Dept. of Finance to reflect the 2010 Census counts.

[3] Projection of FY 15-16 water use estimated by MWDOC based on partial-year data.



Fig. 3B HISTORICAL WATER CONSUMPTION^[1] AND Annual Rainfall^[2] IN OC

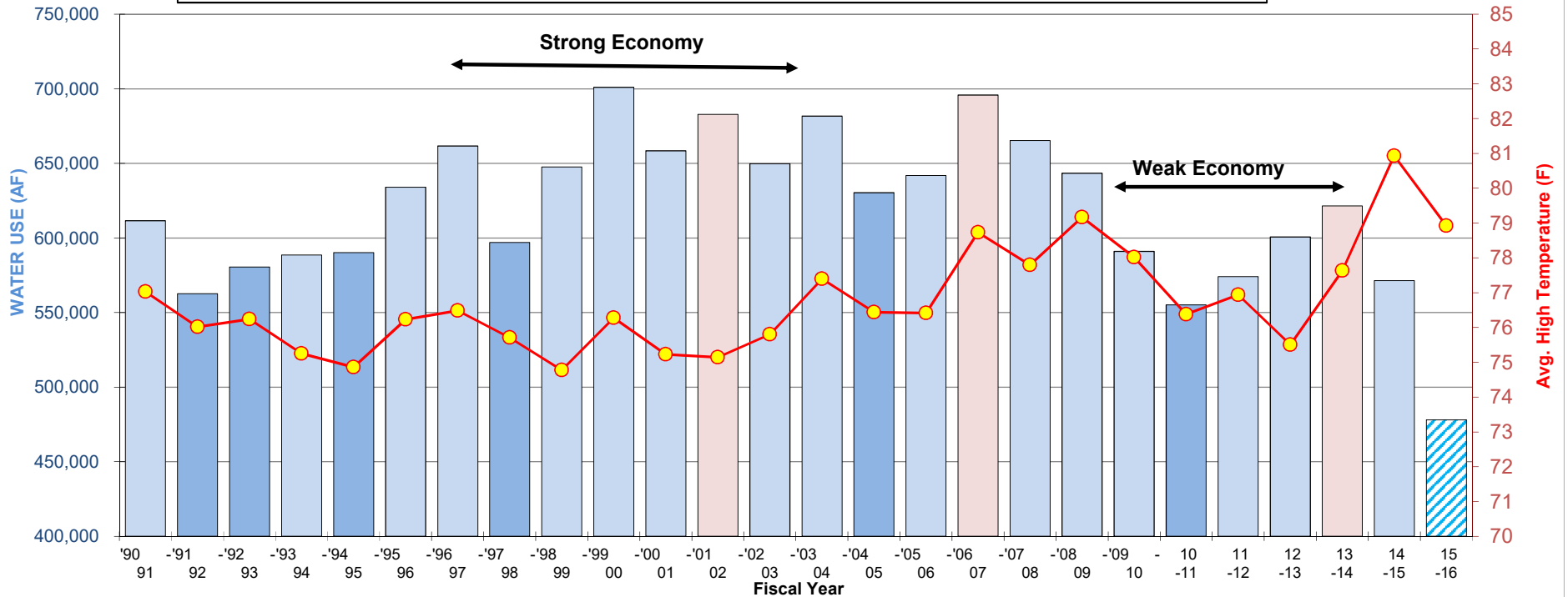


[1] Consumption includes potable, recycled and non-potable usage; excludes Barrier and Spreading water. The most recent data involve some estimation.

[2] Rainfall data from Santa Ana Station #121



Fig. 3C HISTORICAL WATER CONSUMPTION^[1] AND Annual Average High Temperature^[2] IN OC

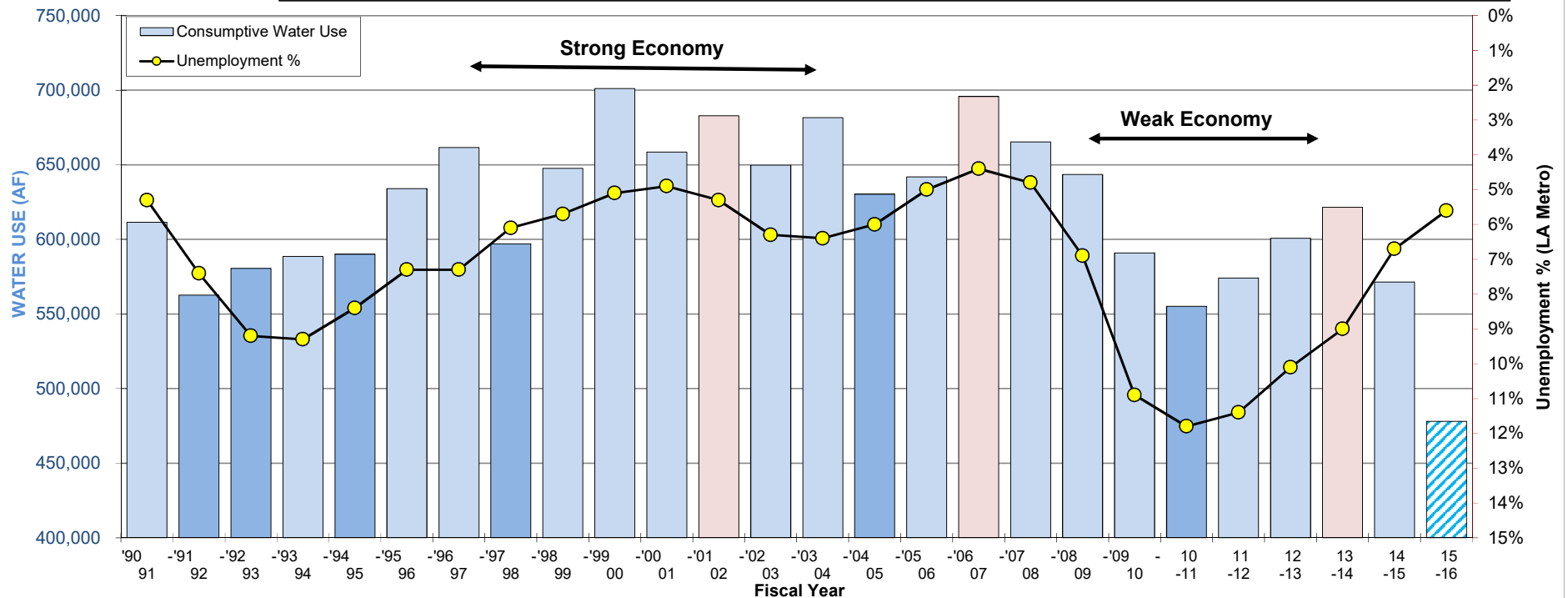


[1] Consumption includes potable, recycled and non-potable usage; excludes Barrier and Spreading water. The most recent data involve some estimation.

[2] Temperature data is from Santa Ana Fire Station, elevation 135'



Fig. 3D HISTORICAL WATER CONSUMPTION[1] AND Average Unemployment[2] IN OC



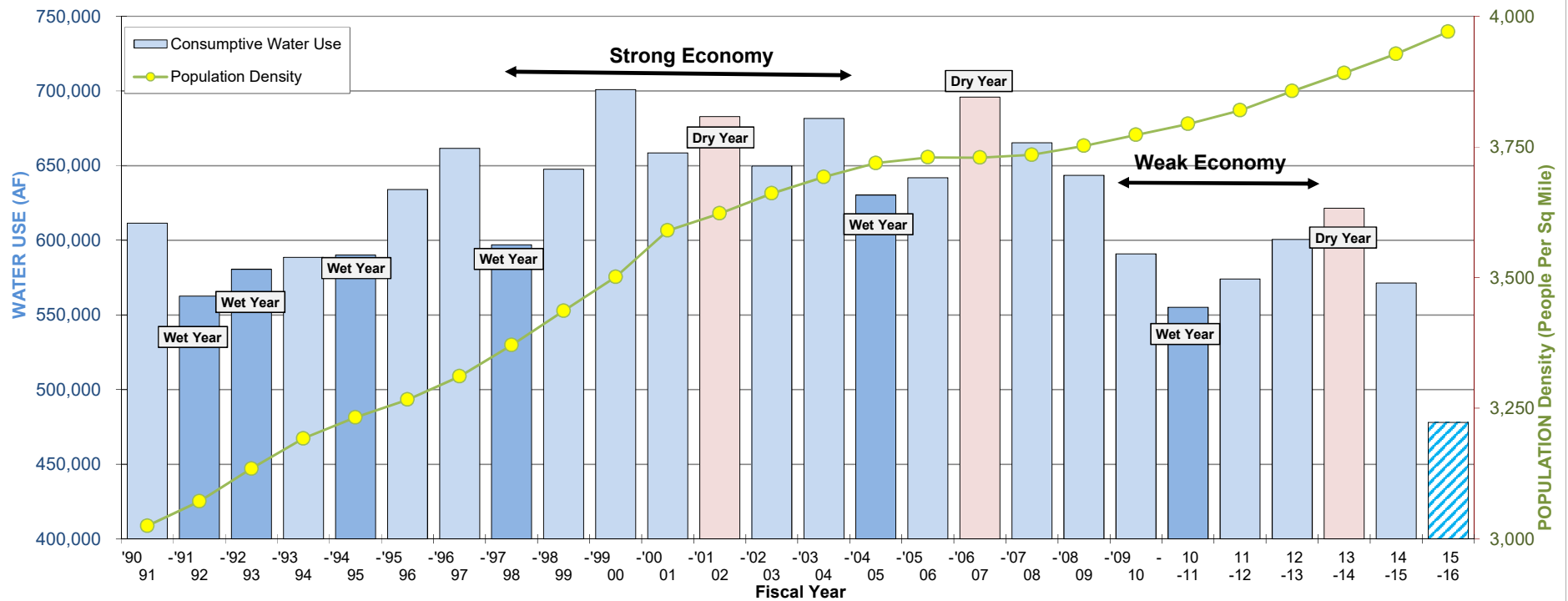
[1] Consumption includes potable, recycled and non-potable usage; excludes Barrier and Spreading water. The most recent data involve some estimation.

[2] Employment Data source Bureau of Labor Statistic for Long Beach-L.A.-Santa Ana Metro Area

<http://www.bls.gov/lau/>



Fig. 3E HISTORICAL WATER CONSUMPTION^[1] AND POPULATION DENSITY^[2] IN OC

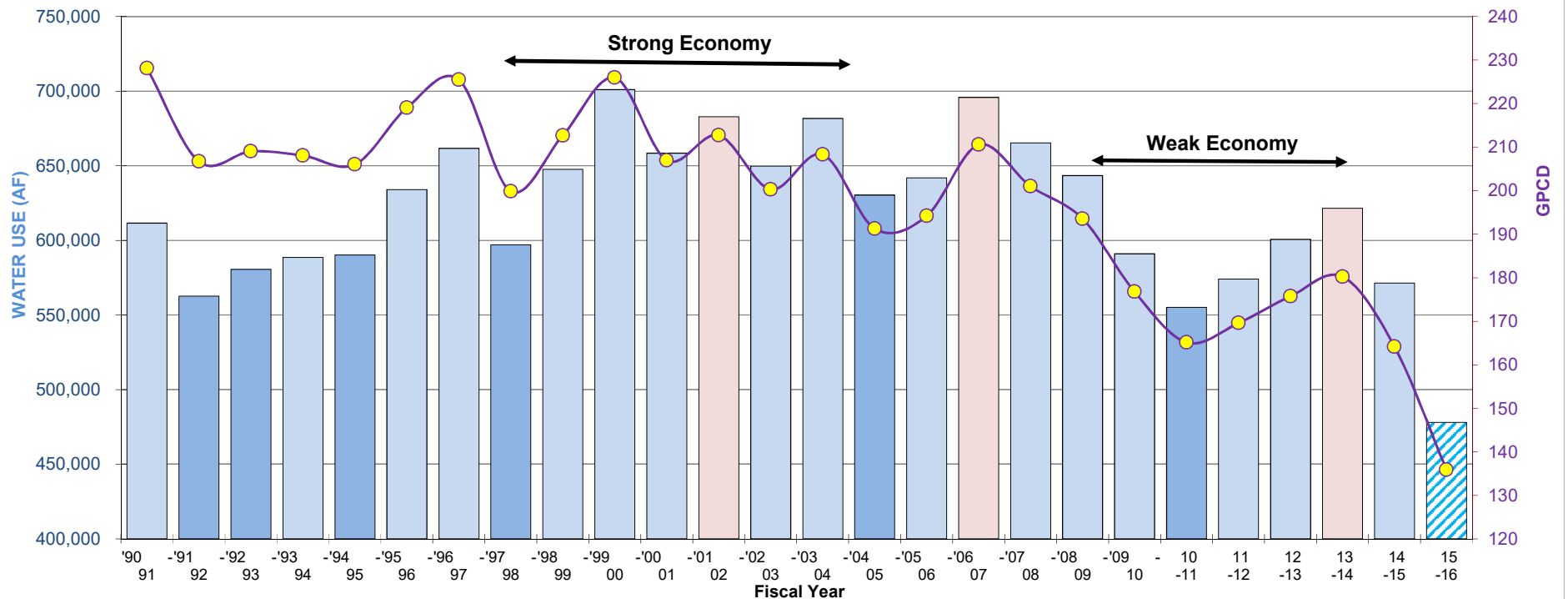


[1] Consumption includes potable, recycled and non-potable usage; excludes Barrier and Spreading water. The most recent data involve some estimation.

[2] Population estimates in the 2000s decade were revised by the State Dept. of Finance to reflect the 2010 Census counts.



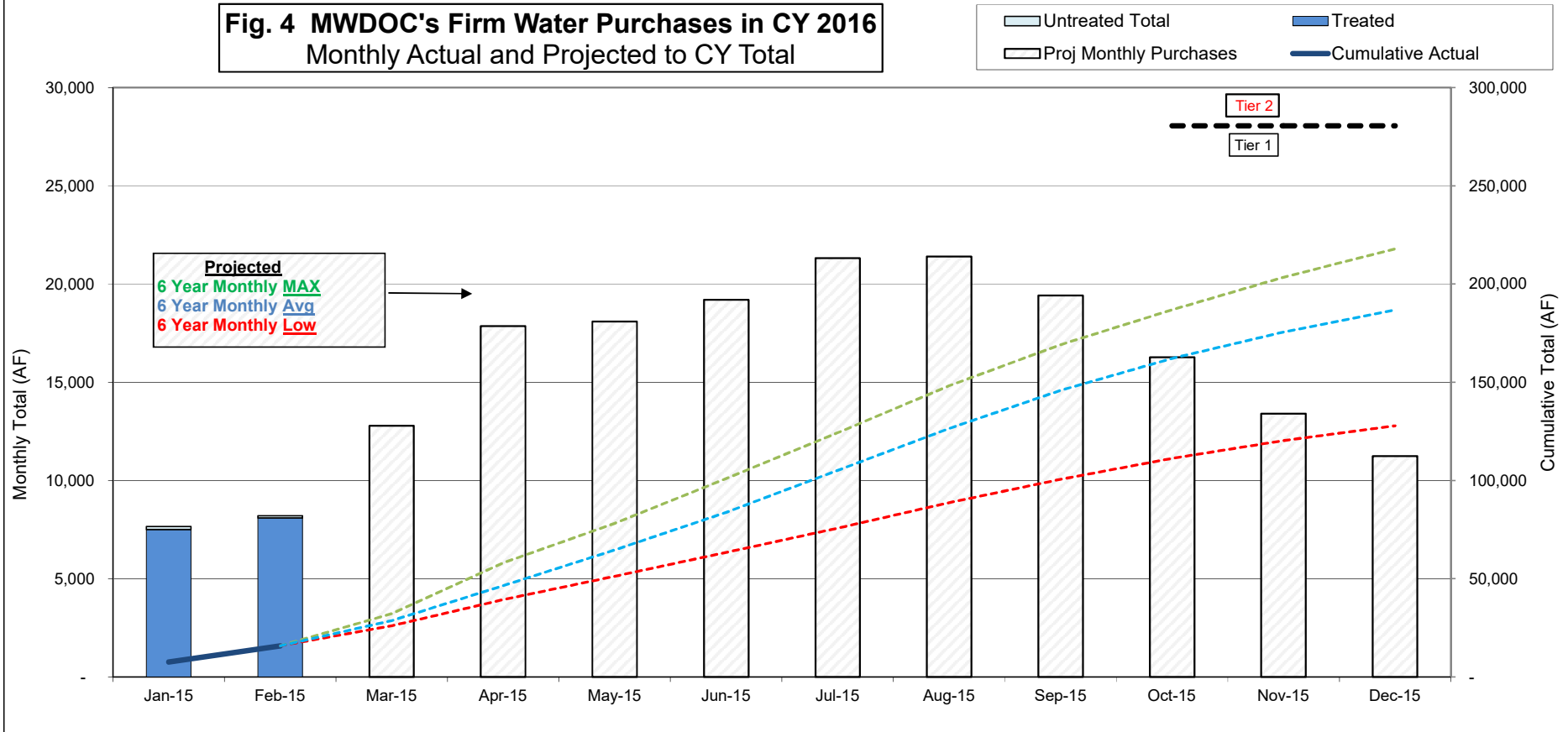
Fig. 3F HISTORICAL WATER CONSUMPTION[1] AND GPCD [2] IN OC



[1] Consumption includes potable, recycled and non-potable usage; excludes Barrier and Spreading water. The most recent data involve some estimation.

[2] Gallon per Capita Daily (includes all types of water usage and all type of water users).

Fig. 4 MWDOC's Firm Water Purchases in CY 2016
Monthly Actual and Projected to CY Total



Notes

1. "Firm" includes Full Service (both Treated and Untreated) and Barrier water.
2. Basin Pumping Percentage (BPP) is the percentage of a retail water agency's total water demand that they are limited to pump from the OCWD-managed groundwater basin. BPP pertains to Basin agencies only. For example, if a Basin agency's total demand is 10,000 AF/yr and OCWD sets the BPP at 72%, then the agency is limited to 7,200 AF of groundwater that year. There may be certain exceptions and/or adjustments to that simple calculation. OCWD sets the BPP for the Basin agencies, usually as of July 1st.

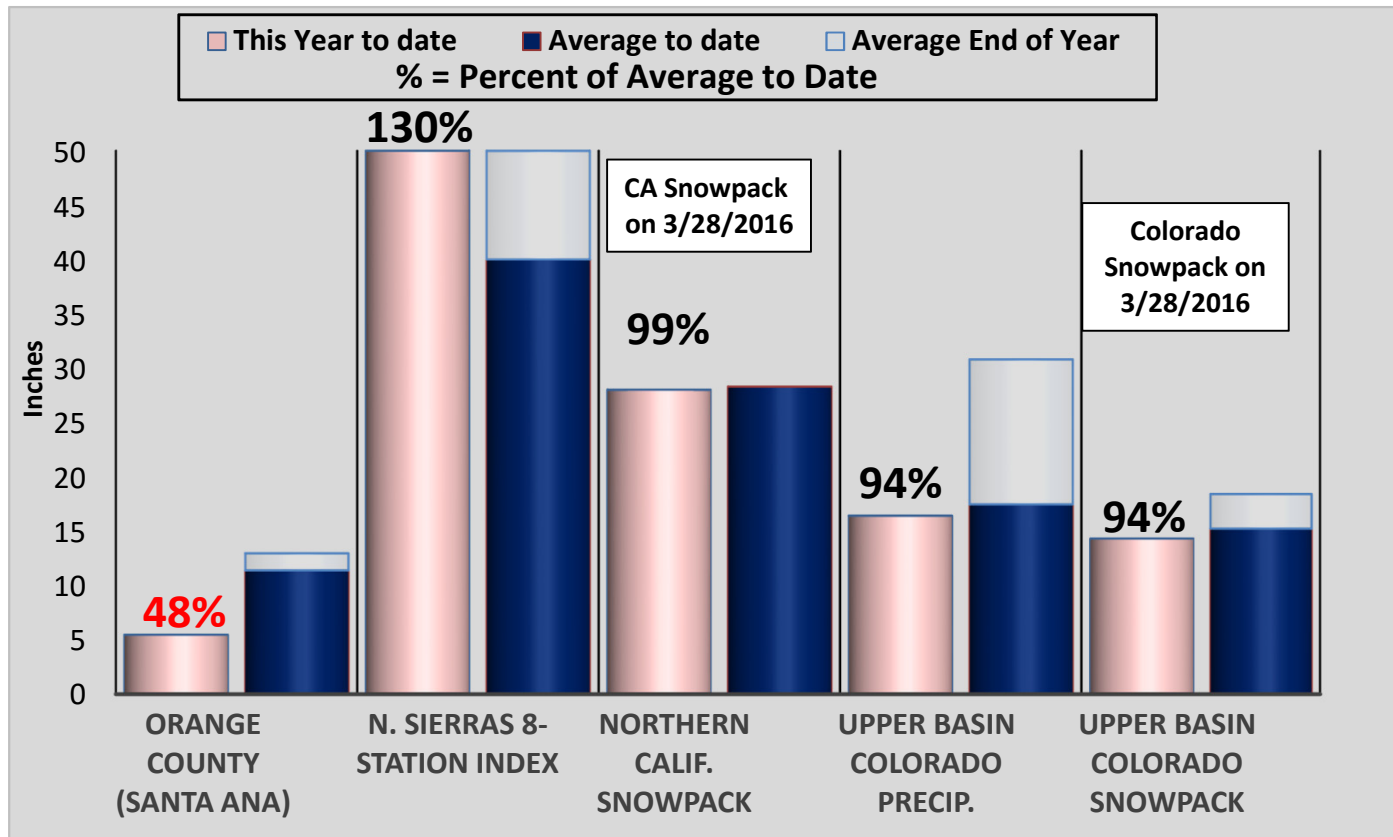


prepared by the Municipal Water District of Orange County

**numbers are subject to change*

printdate 3/29/2016

Accumulated Precipitation for the Oct.-Sep. water year, through late March 2016

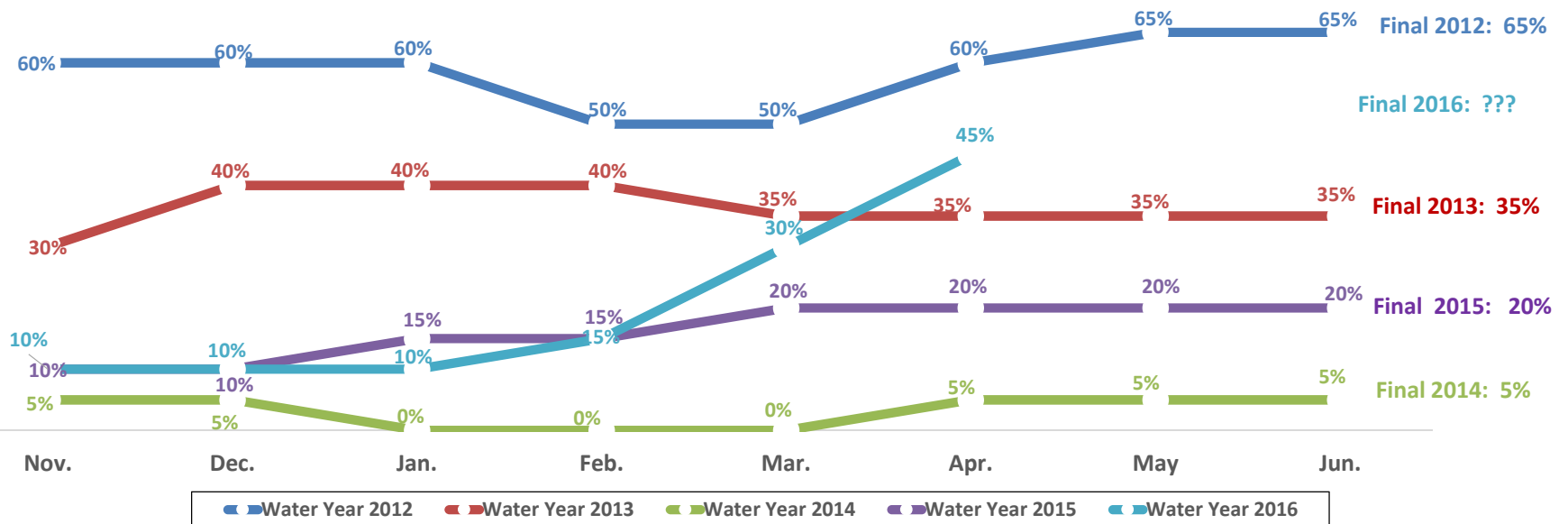


* The date of maximum snowpack accumulation (April 1st in Northern Calif. , April 15th in the Upper Colorado Basin) is used for year to year comparison.



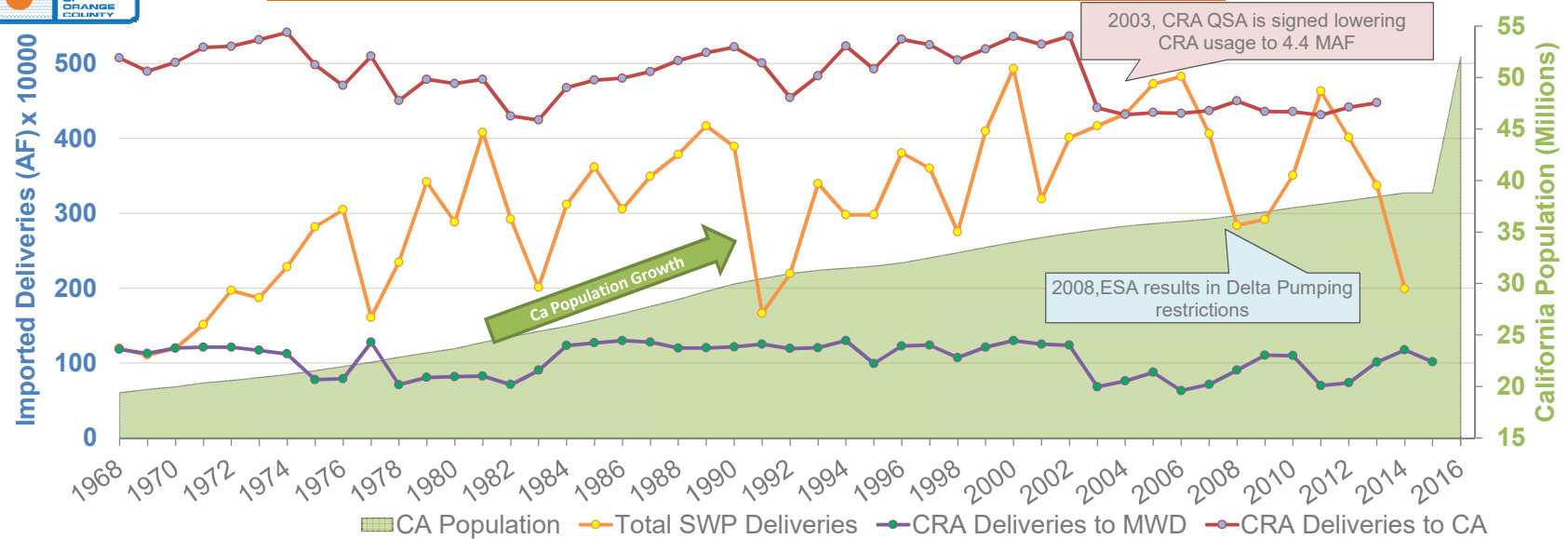
SWP TABLE A ALLOCATION

FOR STATE WATER PROJECT CONTRACTORS

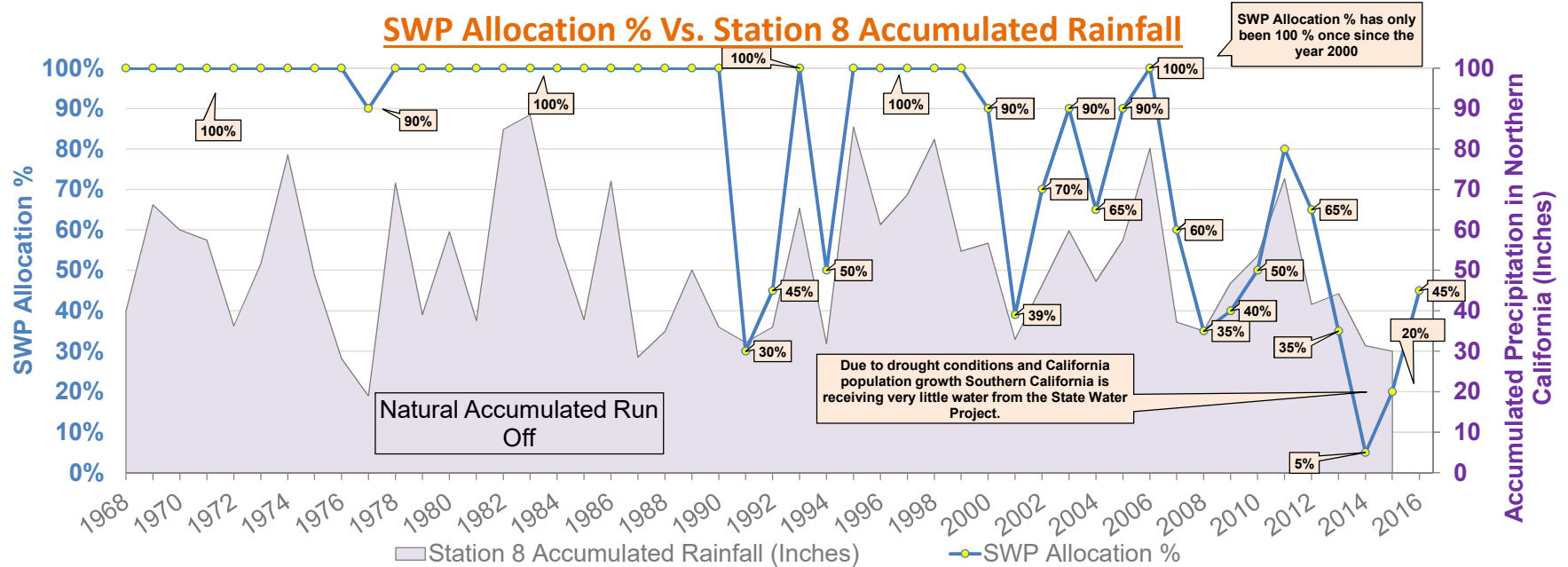




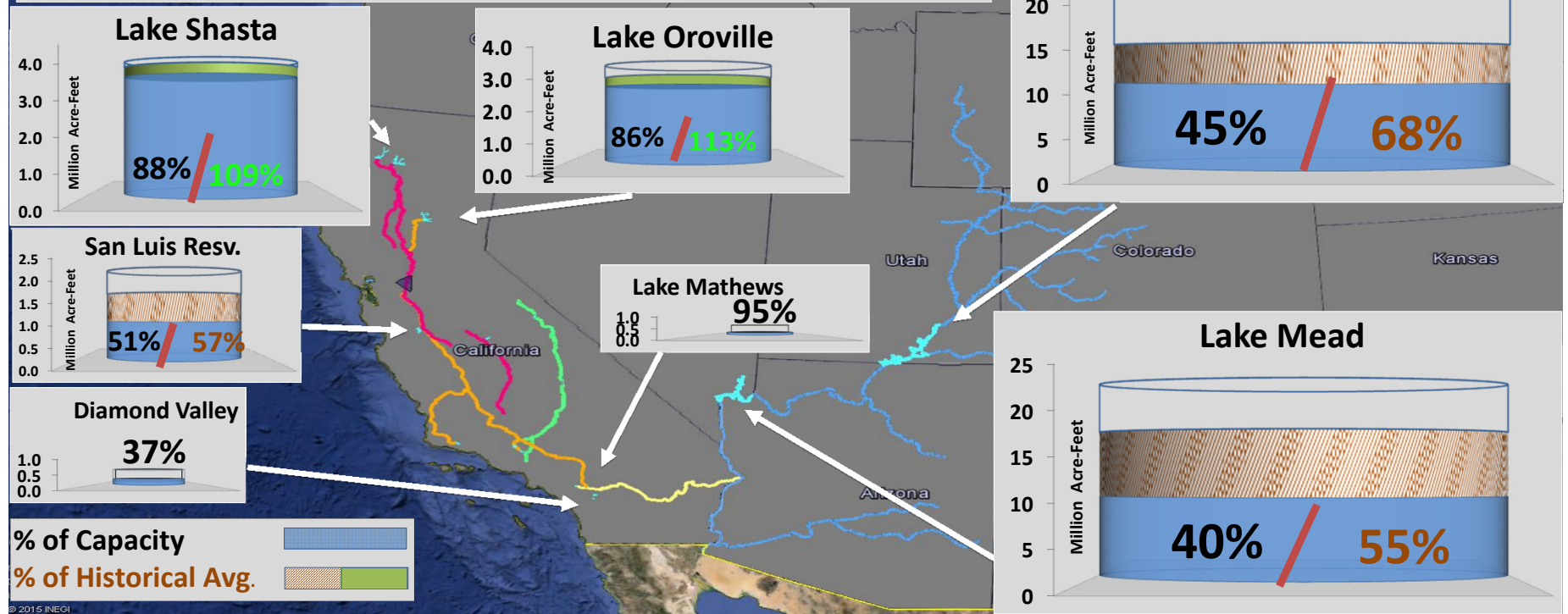
Imported Water Deliveries Vs. California Population Growth



SWP Allocation % Vs. Station 8 Accumulated Rainfall



State Water Project, Colorado River, and MWD Reservoir Storage
as of March 28th, 2016



© 2015 INEOI

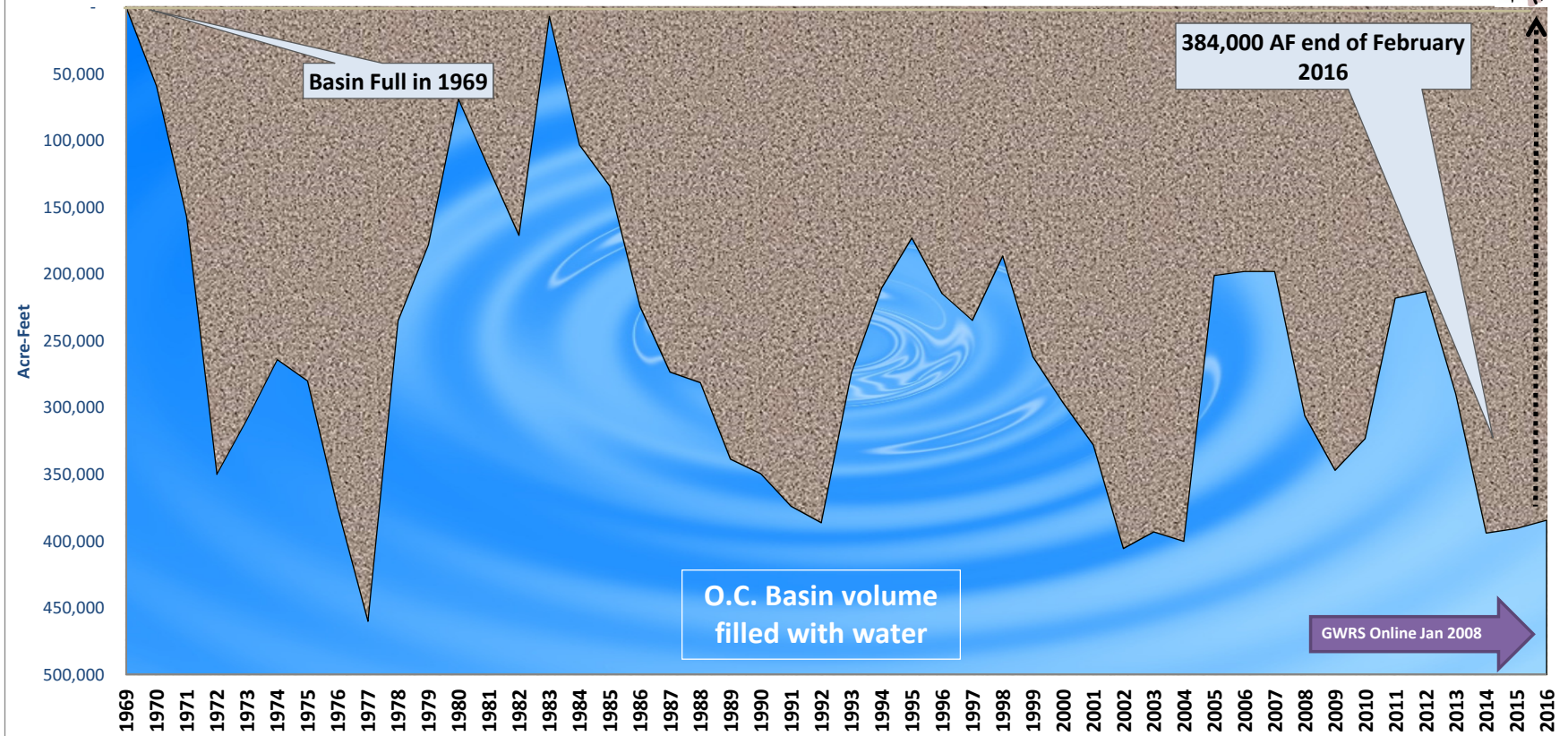


prepared by the Municipal Water District of Orange County
*Numbers are Subject to Change



O.C. Basin Accumulated Overdraft

Annual, 1969 to Present

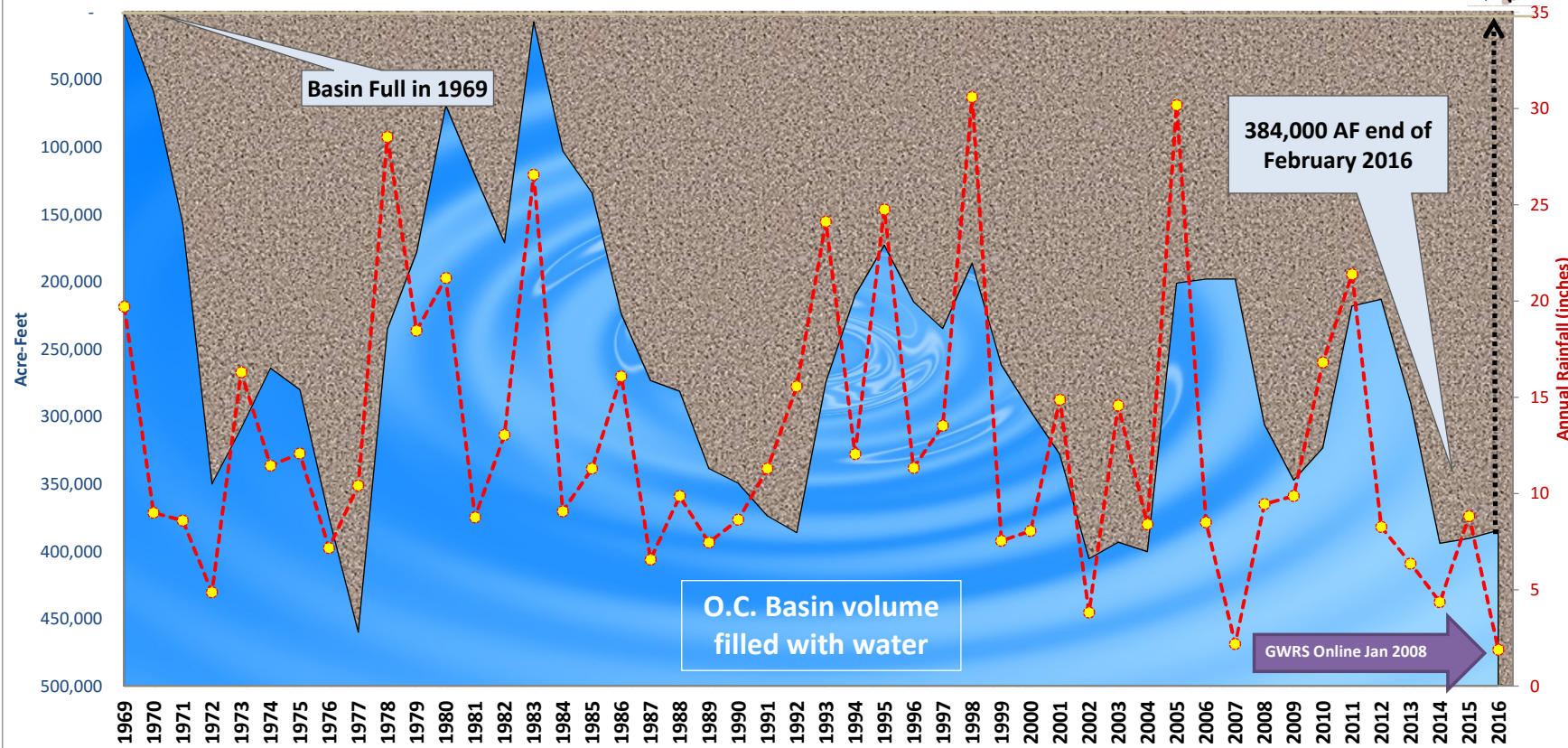
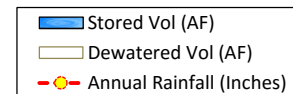


~ Accumulated Overdraft (dewatered volume) shown as white area, excluding the volume stored by Metropolitan. source: OCWD



O.C. Basin Accumulated Overdraft Vs. Annual Rainfall

Annual, 1969 to Present

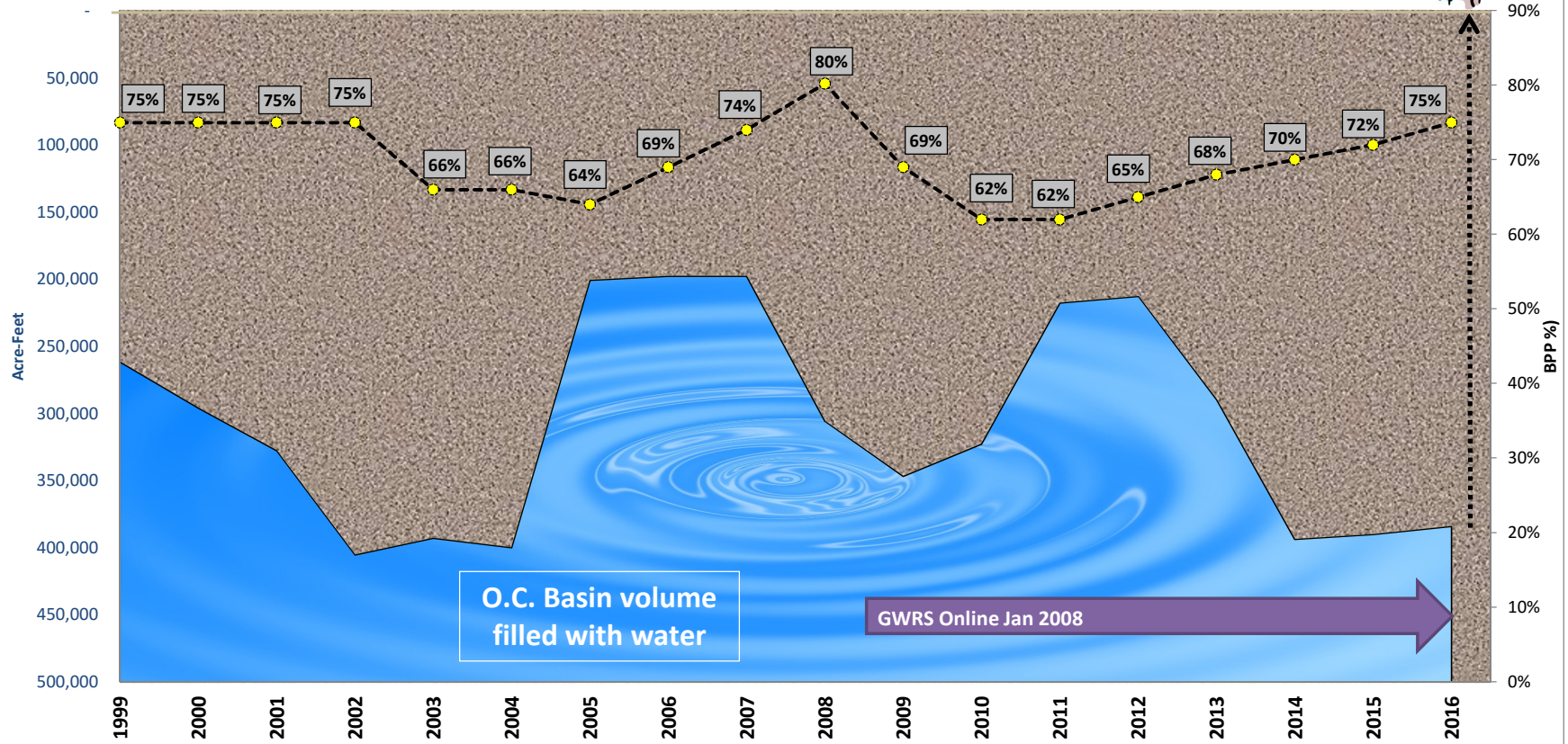
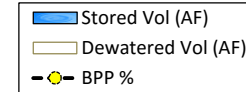


~ Accumulated Overdraft (dewatered volume) shown as white area, excluding the volume stored by Metropolitan. source: OCWD



O.C. Basin Accumulated Overdraft Vs. BPP %

Annual, 1999 to Present

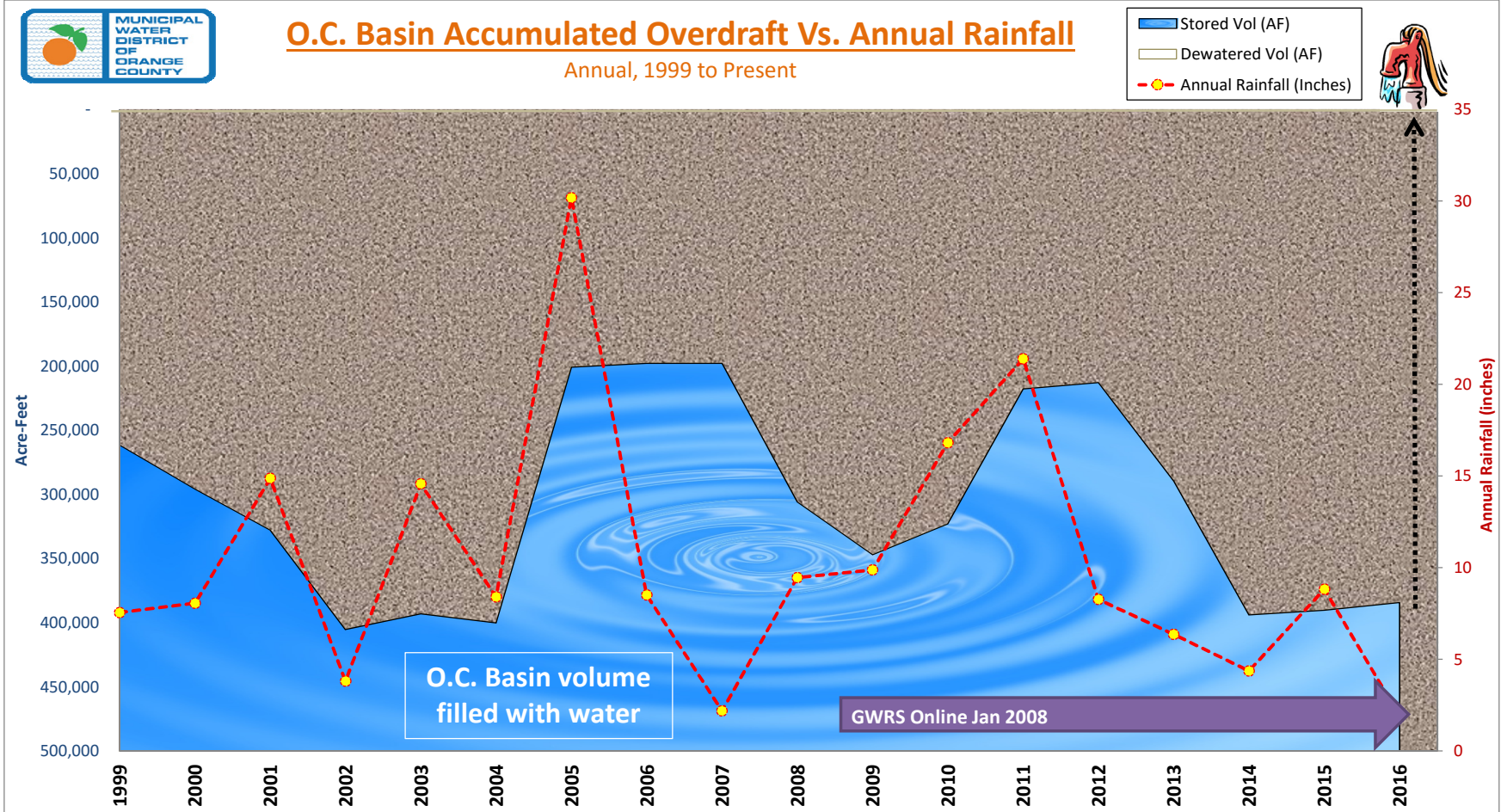


~ Accumulated Overdraft (dewatered volume) shown as white area, excluding the volume stored by Metropolitan. source: OCWD



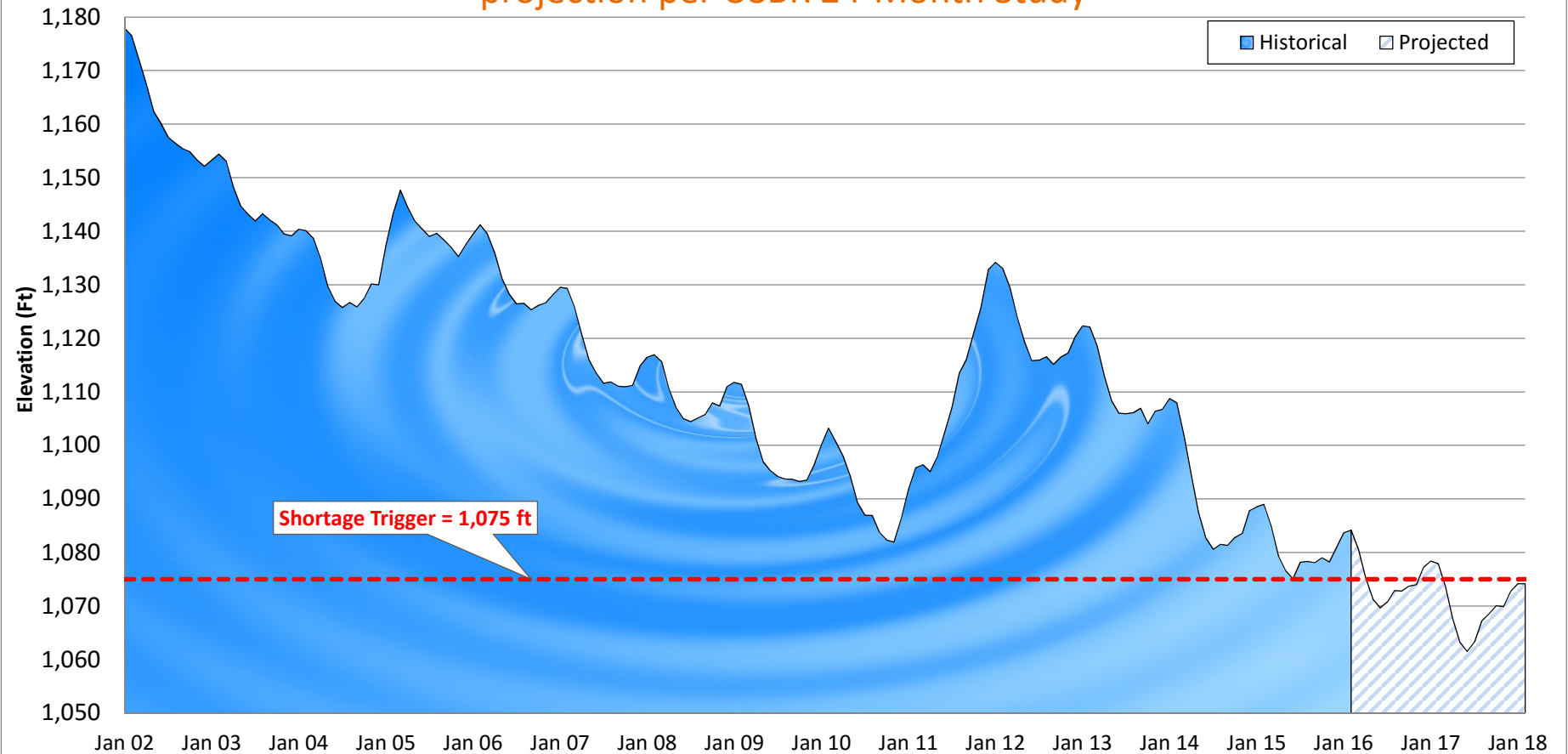
O.C. Basin Accumulated Overdraft Vs. Annual Rainfall

Annual, 1999 to Present

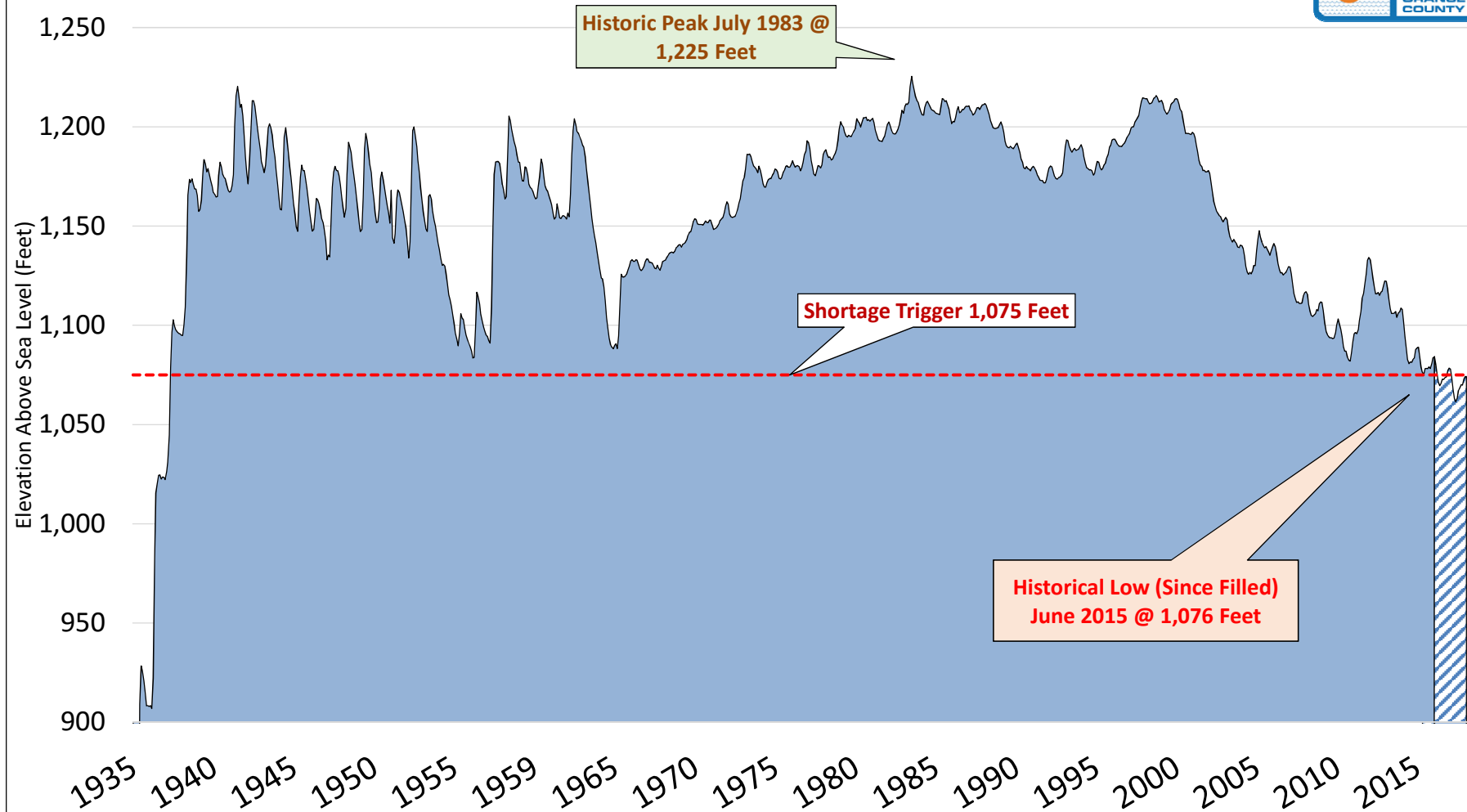


~ Accumulated Overdraft (dewatered volume) shown as white area, excluding the volume stored by Metropolitan. source: OCWD

Lake Mead Levels: Historical and Projected projection per USBR 24-Month Study



Lake Mead Historical Water Elevation Level



Item 10a**Administration Activities Report
March 4, 2016 to April 1, 2016**

Activity	Summary
Administration/Board	<ul style="list-style-type: none">• Maribeth has been scheduling meetings for Rob Hunter and other various meetings of the Board members• Maribeth has been assisting Rob/Karl with various write ups and follow-up for the Committees and Board, as well as a couple of comprehensive research projects• Maribeth reapplied for the Transparency of Excellence award and is currently awaiting a response (the District was notified that a response will be made in May or June)• Maribeth is orchestrating updates to the Open Government Portal and recommending changes/updates.• Maribeth is in the process of filing all of the 700s (Board and staff)• Maribeth continues to send the Water Supply Reports to the member agencies• Maribeth responded to one Public Records Act request, and is in the middle of researching and responding to a second• Maribeth secured the location and orchestrated the details of the recent Special Board meeting at the Westin• Maribeth is currently preparing for the upcoming Elected Officials Forum.• Pat has been scheduling meetings for Karl, Keith and Harvey, MET Directors' luncheon meeting, OC MET Managers and ordering lunches for several meetings.• Pat prepared and sent out dues' payment letters to the ISDOC membership. She also updated the 2016 ISDOC Directory.• Pat prepared Notification of Urban Water Management Plan preparation letters to all cities and water districts in Orange County as well as the County and others. She then worked with Laura to get the list updated in our database, and with Leah and Pari to facilitate the merge.• Pat registered staff and board members for the ACWA Conference, and scheduled travel for ACWA Federal Affairs and Legislative Committees, Advocacy Trip, CUWCC, and other misc. travel and/or workshops, which includes preparation of purchase requisitions and back-up.• Pat scanned and emailed Managers' meeting handouts to our agency managers.
MWDOC/OCWD Joint Administration	<ul style="list-style-type: none">• Cathy continues coordination efforts with OCWD regarding joint building remodel currently underway with anticipated completion by April 6.
Health Benefits	No information to report.

Records Management	<ul style="list-style-type: none"> • Sarah met with consultant for records management needs assessment. • Sarah Purged 6 boxes of outdated reference materials from the Library. • Sarah Purged 300 outdated e-mails • Sarah imported electronic files into Laserfiche • Sarah eliminated 2 index fields from the Laserfiche metadata template to improve efficiencies in the electronic records management system. • Sarah prepared destruction order for 21 boxes of Finance records at Iron Mountain. • Katie coordinated a Records Management Needs Assessment meeting with key staff and Diana Gladwell of Gladwell Government Services to evaluate District's current Records Management Process and make recommendations for improvements.
CalPERS	No information to report.
Agency Inquiries	Cathy responded to an inquiry from Western Municipal Water District regarding Risk and Safety job functions and the reporting structure.
Recruitment /Departures	<ul style="list-style-type: none"> • Recruitment for Principal Engineer position is underway. • Recruitment efforts are still underway for the Public Affairs Intern position. It is anticipated that a new intern will be on-board by April 25th. • An evaluation is underway on the Water Use Efficiency staffing needs. • HR is currently coordinating with the General Manager on Recruitment efforts for the Director of Public Affairs position.
Other	
Projects and Activities	<ul style="list-style-type: none"> • Cathy is continuing to work with the Pacific Design Center to evaluate the upcoming office areas to be renovated (MWDOC lobby and restrooms) and office space planning options to make better use of existing office space and work stations. • Cathy is working on the upcoming budget for the Administration, Board, Personnel and Overhead Departments. • Katie is preparing a staff report regarding the purchase of a copier for this month's Admin & Finance meeting which will be included in the packet.



INFORMATION ITEM

April 13, 2016

TO: Administration & Finance Committee
(Directors Thomas, Barbre, Osborne)

FROM: Robert J. Hunter, General Manager

Staff Contact: Jeff Stalvey

SUBJECT: Finance and IT Pending Items Report

SUMMARY

The following list details the status of special projects that are in-progress or to be completed during FY 2015-16. Highlighted items reflect updates from last month.

Description	% of Completion	Estimated Completion date	Status
<u>Finance</u>			
Further Implementation of WUE Landscape Programs Databases and Web Site.	On-going	On-going	In Progress
Preparation of documents for FY16-17 budget process.	60%	5/31/16	In Progress
Rate Study Services – Raftelis	80%	05/11/16	Raftelis presentation with final two scenarios
1099 filing with IRS. Received extension to file electronically by May 2 nd , awaiting Federal Tax ruling and continuing to collect W-9's.	90%	05/02/16	Pending

<u>Information Technology</u>			
Network security issues (hackers, viruses and spam emails)	On-going	On-going	Continuous system monitoring
Implement and install E-mail Archiver system.	70%	6/30/16	In Progress
Upgrade Exchange E-mail Server to the latest version	30%	6/30/16	In Progress
Upgrade District Desktop Computers to Windows 10	80%	6/30/15	In Progress

FY 2015-16 Completed Special Tasks

Description	% of Completion	Completion date	Status
<u>Finance</u>			
Rate Study RFP	100%	12/16/15	Completed
MetLife Global security matured. Re-invested in Wells Fargo corp. security 4yr at 2.55% and HSBC Bank 5yr callable step-up note at 1.55%.	100%	01/21/16	First call on callable is 01/21/18 and steps to 2.25%. 1% increase each year.
All 1099's and W2's sent out on time including 2,877 from Turf and Spray-to-Drip programs.	100%	02/01/16	Completed

Description	% of Completion	Completion date	Status
<u>Information Technology</u>			
Recycle obsolete and non-functional IT Equipment.	100%	1/28/16	Completed
Virtualize and migrate HR ABRA database Server	100%	2/1/16	Completed