MEETING OF THE
BOARD OF DIRECTORS OF THE
MUNICIPAL WATER DISTRICT OF ORANGE COUNTY
Jointly with the
PLANNING & OPERATIONS COMMITTEE
March 3, 2014, 8:30 a.m.
MWDOC Conference Room 101

P&O Committee:
Director Osborne, Chair
Director Barbre
Director Hinman

Staff: R. Hunter, K. Seckel, R. Bell, J. Berg, H. De La Torre, P. Meszaros

Ex Officio Member: L. Dick

MWDOC Committee meetings are noticed and held as joint meetings of the Committee and the entire Board of Directors and all members of the Board of Directors may attend and participate in the discussion. Each Committee has designated Committee members, and other members of the Board are designated alternate committee members. If less than a quorum of the full Board is in attendance, the Board meeting will be adjourned for lack of a quorum and the meeting will proceed as a meeting of the Committee with those Committee members and alternate members in attendance acting as the Committee.

PUBLIC COMMENTS - Public comments on agenda items and items under the jurisdiction of the Committee should be made at this time.

ITEMS RECEIVED TOO LATE TO BE AGENDIZED - Determine there is a need to take immediate action on item(s) and that the need for action came to the attention of the District subsequent to the posting of the Agenda. (Requires a unanimous vote of the Committee)

ITEMS DISTRIBUTED TO THE BOARD LESS THAN 72 HOURS PRIOR TO MEETING -- Pursuant to Government Code section 54957.5, non-exempt public records that relate to open session agenda items and are distributed to a majority of the Board less than seventy-two (72) hours prior to the meeting will be available for public inspection in the lobby of the District's business office located at 18700 Ward Street, Fountain Valley, California 92708, during regular business hours. When practical, these public records will also be made available on the District's Internet Web site, accessible at http://www.mwdoc.com.

PRESENTATION ITEMS

1. PRESENTATION BY JOHN KENNEDY OF ORANGE COUNTY WATER DISTRICT REGARDING GROUNDWATER BASIN OPERATIONS (Approximate Presentation Item 15 minutes)

ACTION ITEMS

2. APPROVAL OF IRVINE RANCH WATER DISTRICT'S (IRWD) STRAND RANCH WATER BANKING PROGRAM WHEELING AGREEMENT BETWEEN IRWD, MWDOC AND METROPOLITAN WATER DISTRICT OF SOUTHERN CALIFORNIA (MWD)

INFORMATION ITEMS (The following items are for informational purposes only – background information is included in the packet. Discussion is not necessary unless a Director requests.)

3. STATUS OF ONGOING MWDOC RELIABILITY AND ENGINEERING/PLANNING PROJECTS

4. STATUS OF ONGOING WEROC PROJECTS

5. WATER USE EFFICIENCY REPORTS
   a. Status of Water Use Efficiency Projects
   b. Water Use Efficiency Programs Savings and Implementation Report

6. REVIEW OF ISSUES RELATED TO CONSTRUCTION PROGRAMS, FACILITY AND EQUIPMENT MAINTENANCE, WATER STORAGE, WATER QUALITY, CONJUNCTIVE USE PROGRAMS, EDUCATION, DISTRICT FACILITIES, and MEMBER-AGENCY RELATIONS

ADJOURNMENT

NOTE: At the discretion of the Committee, all items appearing on this agenda, whether or not expressly listed for action, may be deliberated, and may be subject to action by the Committee. On those items designated for Board action, the Committee reviews the items and makes a recommendation for final action to the full Board of Directors; final action will be taken by the Board of Directors. Agendas for Committee and Board meetings may be obtained from the District Secretary. Members of the public are advised that the Board consideration process includes consideration of each agenda item by one or more Committees indicated on the Board Action Sheet. Attendance at Committee meetings and the Board meeting considering an item consequently is advised.

Accommodations for the Disabled. Any person may make a request for a disability-related modification or accommodation needed for that person to be able to participate in the public meeting by telephoning Maribeth Goldsby, District Secretary, at (714) 963-3058, or writing to Municipal Water District of Orange County at P.O. Box 20895, Fountain Valley, CA 92728. Requests must specify the nature of the disability and the type of accommodation requested. A telephone number or other contact information should be included so that District staff may discuss appropriate arrangements. Persons requesting a disability-related accommodation should make the request with adequate time before the meeting for the District to provide the requested accommodation.

Orange County Water District Basin Management Issues

MWDOC

March 3, 2014

FY13-14 Water Purchases

Budget – 20,000 acre-feet of MWD untreated water

Estimated Water Reserve Fund Balance - June 30, 2014	$32 Million	48,000 af
October 2013 Board Action	$12.6 Million	18,900 af
February 2014 Board Action	$19.4 Million	29,100 af

Estimated End of Year Water Fund Balance

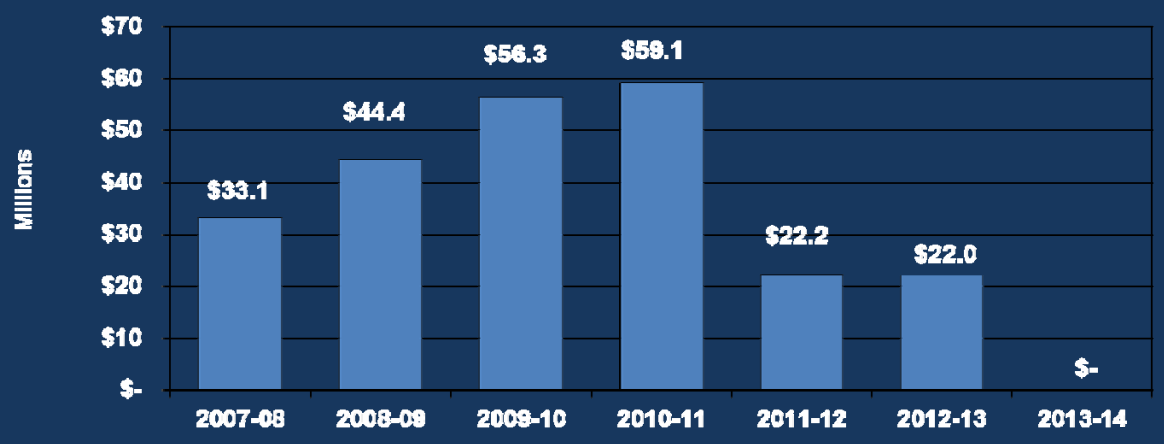

OCWD Groundwater Basin Accumulated Overdraft

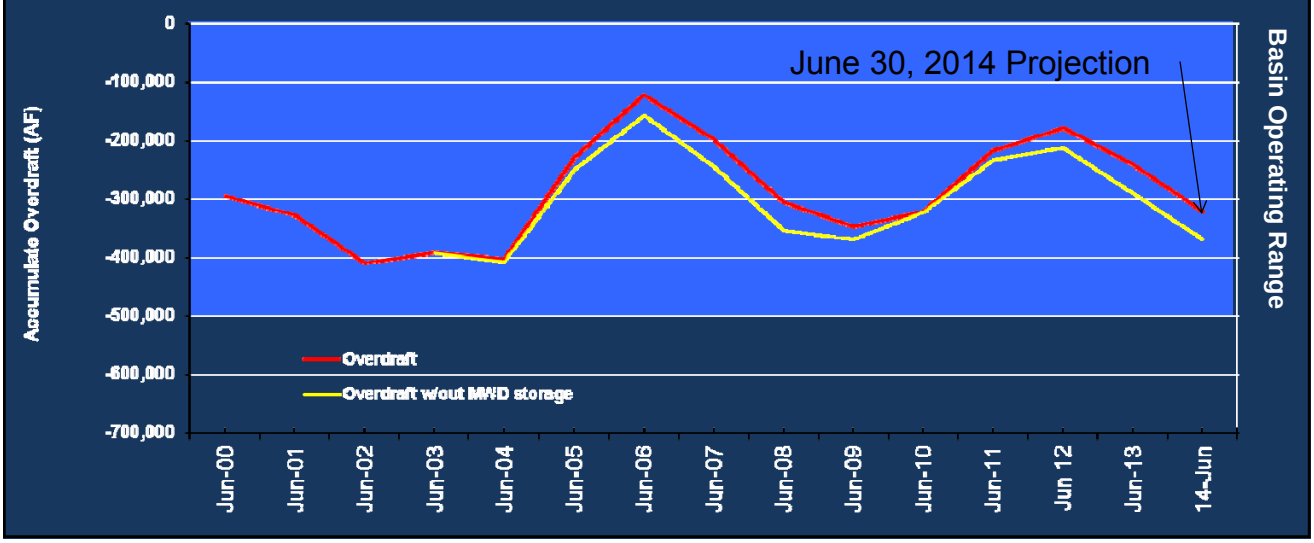

Historical BPP

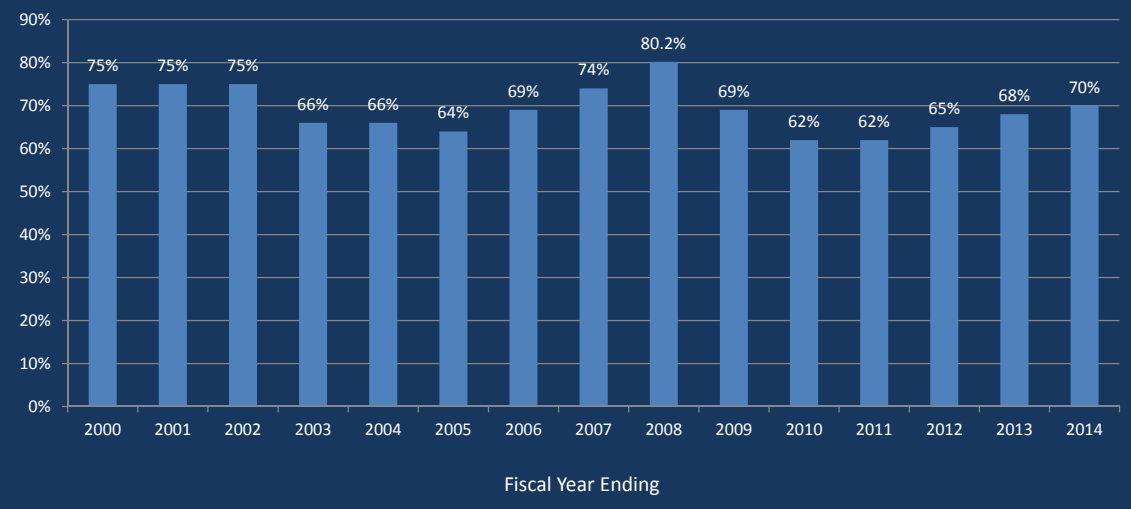

January 2013 Board Adopted Policy

- OCWD goal to reach and maintain a 75% BPP
-

Fiscal Year	BPP	MWD Purchases
13-14	70%	20,000 af
14-15	72%	40,000 af
15-16	75%	53,000 af

- Purchase/recharge > MWD untreated water
- Lower BPP if necessary to manage the basin

Draft FY14-15 Budget

- Increase RA from $276/af to $294/af
- Increase BPP from 70% to 72%
- Increase MWD purchases from 20,000 to 40,000 af to support 72% BPP
- Consider purchasing additional 25,000 af of MWD water using $15 million of commercial paper program

FY 14-15 Groundwater Basin Water Balance

Water Source	Average Hydrology (afy)
SAR Baseflow	95,000
SAR Stormflows	50,000
Incidental Recharge	60,000
GWR System	80,000
MWD Supplies	40,000
Other	2,000
Total Water Into Basin	327,000
Expected Pumping @ 72%	327,000
Subtotal Basin Gain/Loss	-

RA Increase & Revenue Generated

Additional RA Increase ($/af)	Revenue in Millions	Additional Water (af)	Monthly Bill Impact ($)
5	1.6	2,667	.15
10	3.2	5,334	.30
15	4.8	8,001	.45
20	6.4	10,668	.60
25	8.0	13,335	.75
30	9.6	16,002	.90
35	11.2	18,669	1.05
40	12.8	21,336	1.20

FY 14-15 Groundwater Basin Production Estimate (afy)

Total Water Demands (5 Yr. Avg. + Annexations)	**440,000**
Reclamation (Title 22)	**17,000**
Net Total Water Demands	**423,000**
72% x 423,000	**304,560**
WQ projects pumping above BPP	**22,000**
Total Estimated Pumping (rounded)	**327,000**

End of Presentation

OCWD Groundwater Basin Accumulated Overdraft

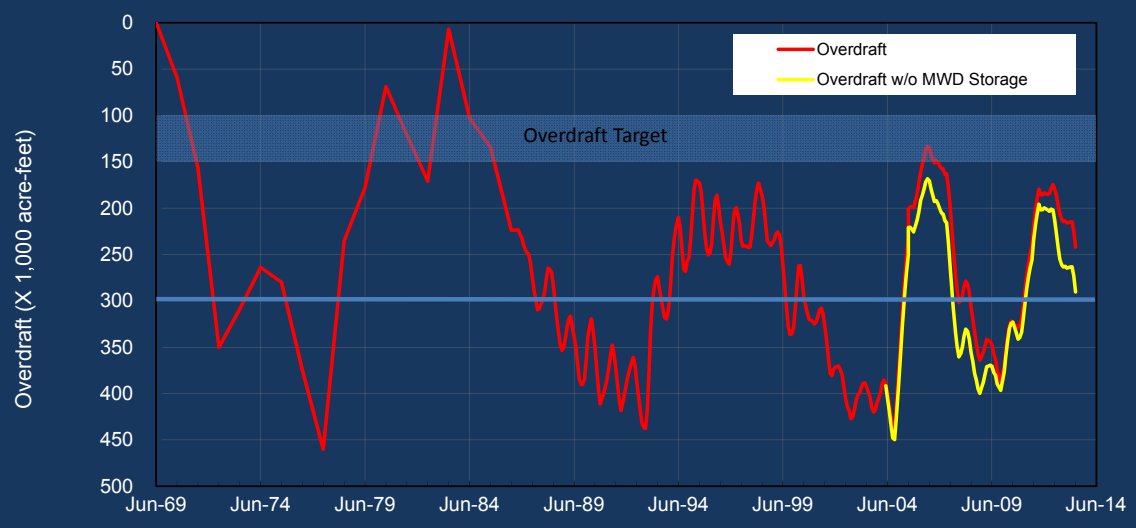

Commercial Paper Program

- $45 million capacity
- $28 million recently used to purchase La Palma (Panattoni property)
- Very low interest rates
- Very flexible principle repayment
- Has been used in past to purchase blocks of water
- 25,000 af block = $15 million
- Repay beginning in FY15-16

Basin Management Actions

Accumulated Overdraft Amount	Basin Management Actions to Consider
0 to 100,000 af	Increase BPP
100,000 to 300,000 af	No change to BPP; purchase imported water to help match basin recharge with expected pumping
300,000 to 350,000 af	Purchase additional imported water if possible to reduce overdraft and/or Reduce BPP
350,000 af and greater	Purchase additional water and Reduce BPP

14

Savings by Producers - OCWD Purchasing Untreated Full Service MWD Water

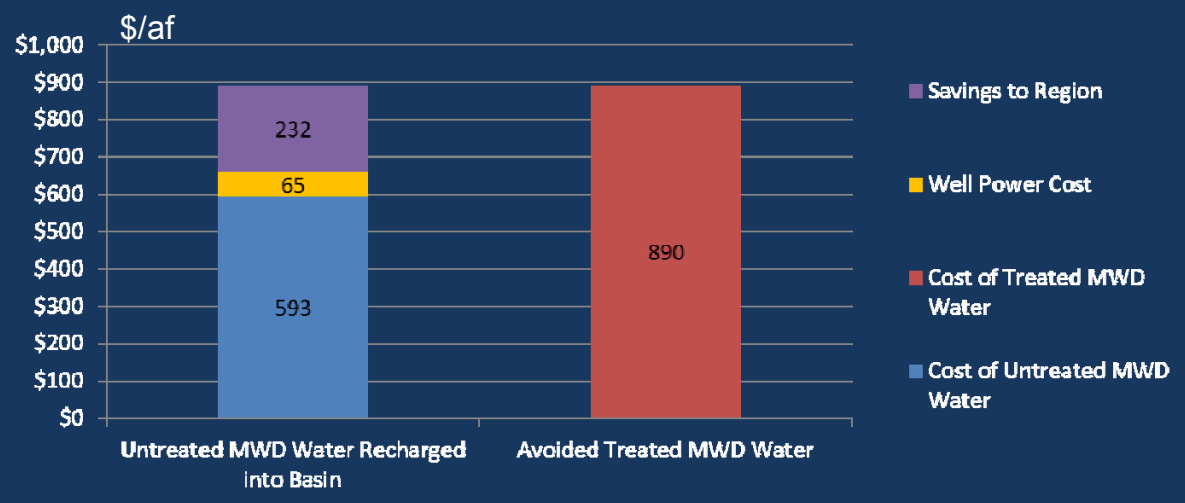

FY 14-15 Groundwater Basin Production Estimate (afy)

Total Water Demands (5 Yr. Avg. + Annexations)	**440,000**
Reclamation (Title 22)	**17,000**
Net Total Water Demands	**423,000**
72% x 423,000	**304,560**
WQ projects pumping above BPP	**22,000**
Total Estimated Pumping (rounded)	**327,000**

Item No. 2

ACTION ITEM
March 3, 2014

TO: Board of Directors

FROM: **Planning & Operations Committee**
(Directors Osborne, Barbre, Hinman)

Robert Hunter
General Manager

Staff Contact: Harvey De La Torre

SUBJECT: **Approval of Irvine Ranch Water District's (IRWD) Strand Ranch Water Banking Program Wheeling Agreement between IRWD, MWDOC and Metropolitan Water District of Southern California (MWD)**

STAFF RECOMMENDATION

Staff recommends the Board of Directors to authorize the MWDOC General Manager to execute the Wheeling Agreement between IRWD, MWDOC and MWD for conveyance of 1,000 AF water, subject to final review and approval of legal counsel.

COMMITTEE RECOMMENDATION

Committee recommends (To be determined at Committee Meeting)

Background

In 2009, Irvine Ranch Water District (IRWD) entered into a 30-year water banking and exchange agreement with the Rosedale-Rio Bravo Water Storage District (Rosedale) for the development of a water banking project on IRWD property in Kern County known as "Strand Ranch" located west of Bakersfield. A year later, IRWD entered into a 28-year water exchange agreement with Buena Vista Water Storage District (Buena Vista) to allow exchanges of Pre-1914 Kern River water on a 2-for-1 basis (also referred to as an "unbalanced exchanged"). Together these two projects have up to 50,000 AF of storage capacity. Its recharge as well as recovery capacity can reach up to 17,500 AF per year.

Budgeted (Y/N):	Budgeted amount:	Core __	Choice __
Action item amount:	Line item:		
Fiscal Impact (explain if unbudgeted):			

IRWD's objective of its banking projects is to secure surplus water supplies during wet periods to be delivered during dry-years. They can accomplish this through "unbalanced exchanges of Table A water" with State Water Project Contractors (Central Coast Water Authority, Antelope Valley-East Kern Water Agency, and Dudley Ridge Water District); and also by securing local water through Kern River flood flows. IRWD retains 20% of the Kern River Flood flows via Rosedale and 50% of the Kern River High Flow "pre-1914" water via an unbalanced exchange with Buena Vista. They currently have about 22,000 AF of water stored in their water bank.

In April 2011, IRWD, MWDOC and MWD entered into a Coordinated Operating, Water Storage, Exchange and Delivery Agreement (Coordinated Agreement) to facilitate, manage and coordinate the use and delivery of SWP water secured by IRWD. This agreement allows IRWD to make use of SWP water secured by IRWD in its service area through exchanges with MWD. Under the terms of the Coordinated Agreement and the State Water Project Contract, MWD must consent to IRWD securing SWP water that is intended to be delivered into IRWD's service area.

However, as it relates to Non-SWP water, such as high-flow Kern River water and other exportable supplies, the Coordinated Agreement does not facilitate these types of deliveries to IRWD's service area. A "Wheeling Agreement" consistent with MWD's administrative code and wheeling policies with MWD need to be entered into for the use of MWD's transportation system to deliver Non-SWP water.

The wheeling service rate by MWD includes the System Access Rate, Water Stewardship Rate, and Treatment Surcharge (if request). They must also pay MWD for the actual cost (not system average) of power service utilized for delivery of the wheeled water. Altogether, the total wheeling service rate with treatment is currently $789/AF. There is also a MWD administrative fee of not less than $5,000 per transaction. Wheeling transactions can be implemented for a period of up to one year subject to MWD General Manager's determination of available system capacity. Therefore, such wheeling agreements do not need MWD Board approval.

As it relates to MWDOC rates and charges, according to MWDOC's Rate Resolution, Section 10, there are also two additional charges MWDOC will assess to a member agency wheeling or transferring water through MET into the MWDOC service area: (1) a "One-Time" administrative charge, based on actual time spent to account for staff and legal counsel time to prepare and review the establishment of the wheeling agreement with MWDOC and MWD (not to exceed $20,000); and (2) an "Annual Charge", based on actual staff time spent on accounting and administrating at the time the water is wheeled (not to exceed $5,000). MWDOC staff and legal counsel are currently tracking the time spent in accordance with the Board policy.

Last May, MWDOC staff reported to the MWDOC Planning and Operation Committee that IRWD, MWDOC, and MWD was working on a draft Wheeling Agreement to recover and deliver a 1,000 AF of pre-1914 Kern River water from IRWD's Strand Ranch banking project to ensure that all of the necessary agreements and arrangements are in place and working properly with MWD and MWDOC for IRWD to make use of Non-SWP water recovered from Strand Ranch and "wheel" into its service area.

Since then staff and legal counsel have reviewed and provided comments on the attached draft wheeling agreement related to the delivery and payments for 1,000 AF of recovered Non-SWP water for IRWD's service area. The draft agreement is attached for MWDOC's Board review and approval, subject to review and approval of any final changes by MWDOC's legal counsel. It should be noted that the movement of this water in this instance is "deemed" a pilot program to "test" the system. Normally, water would only be moved into the IRWD service area during the time of a water allocation plan. Water developed via this plan is termed "extraordinary supplies" in accordance with the MET agreement. The current program limits IRWD to the use of the wheeled water to their service area. It is our hope that a future program can be considered to potentially allow others in the county to participate.

Due to the fact that MWD will require such an agreement for every transaction of Non-SWP, it is the intent of IRWD that this attached agreement will serve as a template for future "wheeling" transactions.

Attachment "A" – IRWD's Draft Agreement for Conveyance of Water Between the Metropolitan Water District of Southern California, Municipal Water District of Orange County, and Irvine Ranch Water District (Draft version 2/25/2014)

2/25/14 DRAFT
AGREEMENT NO. __ ____

AGREEMENT FOR CONVEYANCE OF WATER

BETWEEN

THE METROPOLITAN WATER DISTRICT OF SOUTHERN CALIFORNIA,

MUNICIPAL WATER DISTRICT OF ORANGE COUNTY

AND

IRVINE RANCH WATER DISTRICT

DATED AS OF _____ __, 2014

AGREEMENT FOR CONVEYANCE OF WATER BETWEEN THE METROPOLITAN WATER DISTRICT OF SOUTHERN CALIFORNIA, MUNICIPAL WATER DISTRICT OF ORANGE COUNTY AND IRVINE RANCH WATER DISTRICT

THIS AGREEMENT FOR CONVEYANCE OF WATER ("Agreement") is made and entered into as of _____, by and between The Metropolitan Water District of Southern California, the Municipal Water District of Orange County and the Irvine Ranch Water District. Metropolitan, MWDOC, and IRWD are sometimes referred to collectively as the "Parties" and each, individually, as a "Party." Capitalized terms used herein and not otherwise defined shall have the meanings given such terms pursuant to Paragraph 1.1.

RECITALS

A. IRWD is a California water district formed and existing under the California Water District Law, Sections 34000 *et seq.* of the California Water Code, for the purpose of providing water services and certain other services. IRWD's powers and purposes include the acquisition within or outside the district in the State of California of all necessary property or rights in property necessary or proper for the production, storage, transmission and distribution of water for irrigation, domestic, industrial and municipal purposes and the power to contract with one or more public agencies in carrying out any of its powers.

B. Metropolitan is a public agency of the State of California incorporated under the Metropolitan Water District Act, Stats. 1969, ch. 209, as amended, codified at Section 109.1 *et seq*. of Appendix to the California Water Code, engaged in transporting, storing and distributing water in the counties of Los Angeles, Orange, Riverside, San Bernardino, San Diego and Ventura, within the State of California.

C. MWDOC is a municipal water district formed and existing under the California Water District Law, Sections 71000 *et seq.* of the California Water Code, for purposes that include providing its member agencies in Orange County with a safe, reliable and sufficient supply of imported water.

D. MWDOC is a member agency of Metropolitan.

E. IRWD is within the service areas of Metropolitan and MWDOC and is a member

agency of MWDOC.

F. IRWD has entered into an agreement with the Rosedale-Rio Bravo Water Storage District for the development and operation of the Integrated Banking Project, a water banking project consisting of recharge, storage and recovery facilities that are located on IRWD property in Kern County known as "Strand Ranch" and on other property and integrated into RRBWSD's water banking program, thereby allowing for the use of such recharge, storage and recovery facilities, together with available RRBWSD facilities, to provide IRWD with a means for acquiring, including through exchange, and regulating, through basin storage, water supplies to help meet its dry year and other water requirements. IRWD has in storage in its account in the Integrated Banking Project high-flow Kern River water that was previously acquired under an agreement with Buena Vista Water Storage District dated as of January 1, 2011, and that is exportable pursuant to pre-1914 water rights. IRWD desires to recover the quantity of approximately 1,000 acre-feet of such water and have Metropolitan convey (wheel) these recovered supplies to Metropolitan's service area, pursuant to the provisions of Section 4405 of Metropolitan's Administrative Code governing Wheeling Service. The administrative fee required by Code Section 4405(b) has been paid.

G. To recover water from its Integrated Banking Project for use in IRWD, IRWD must obtain the use of Metropolitan's water transportation system to wheel the water pursuant to the California Water Code provisions dealing with wheeling, Metropolitan's Administrative Code and Metropolitan's wheeling policies in effect at the time the water is wheeled.

H. RRBWSD, as lead agency, prepared the "Strand Ranch Integrated Banking Project - Final Environment Impact Report," dated May 2008 (SCH #2007041080). IRWD, as a responsible agency, adopted said environmental impact report on May 27, 2008. RRBWSD also prepared Addendum No. 1 to the environmental impact report, which evaluated the impacts of proposed modifications to the project description and found the modifications would not change the conclusions of the previously-certified EIR. Such environmental documentation for the Integrated Banking Project evaluated the sources of water for banking in the Integrated Banking Project, such as high-flow Kern River water and other exportable supplies, and the recovery and delivery of the banked water for use in IRWD's service area. BVWSD, as lead agency with respect to its Water Management Program, including the BVWSD Water Exchange Project pursuant to which IRWD acquired the Recovered Water, certified a Final Environmental Impact

Report on January 12, 2010.

I. MWDOC is willing and able to provide administrative services to assist with payment, crediting and other tracking as provided herein for water delivered by means of this Agreement. This includes the transfer and pass through of water deliveries and financial considerations between IRWD and Metropolitan relative to the rights and obligations set forth in this Agreement.

AGREEMENT

NOW, THEREFORE, in consideration of the foregoing recitals and the representations, warranties, covenants and agreements contained in this Agreement and for other good and valuable consideration, the receipt and sufficiency of which the Parties hereby acknowledge, the Parties hereby agree to the following terms and conditions of this Agreement.

I.

DEFINITIONS AND RULES OF CONSTRUCTION

1.1 Definitions. As used in this Agreement, these terms, including any grammatical variations thereof, have the following meanings:

"Administrative Code" means the Metropolitan Water District Administrative Code.

"Banking Agreement" means the Agreement between RRBWSD and IRWD dated as of January 13, 2009, together with such amendments, supplements and exhibits thereto.

"BVWSD" means the Buena Vista Water Storage District.

"Delivery" means delivery of Recovered Water by Metropolitan to IRWD at IRWD Delivery Point(s) taking place at the rate determined by Metropolitan pursuant to Paragraph 2.2(b).

"Delivery Procedures" means the procedures described in this Agreement, the terms and conditions of the Administrative Code and customary practices relating to the delivery of Metropolitan Water at the IRWD Delivery Points.

"DWR" means the Department of Water Resources of the State of California, or its successor agency.

"DWR Delivery Agreement" means the agreement(s) referred to in Paragraph 2.2(a).

"Effective Date" means the date identified in the preamble clause of this Agreement.

"Extraordinary Supply" means a supply qualifying as an extraordinary supply under the Water Supply Allocation Plan.

"Integrated Banking Project" means the project described in the Banking Agreement and such other banking assets or components or interests as IRWD may determine to operate in conjunction with the Strand Ranch recharge, storage and recovery facilities.

"IRWD" means the Irvine Ranch Water District, the public agency referred to in Recital A.

"IRWD Delivery Point" means any of the Metropolitan and MWDOC service connections known as CM-01A and OC-7 (from the Orange County Feeder); CM-10, CM-12, OC-38, OC-39, OC-58 and OC-63 (from East Orange County Feeder No. 2); OC-68, OC-70 (through East Orange County Water District), OC-71, OC-72, OC73/73A, OC-74, OC-75, OC-83, OC-84 and OC-87 (from the Allen-McColloch Pipeline), OC-13/13A and OC-33/33A (from the Baker Pipeline) and any other Metropolitan service connection selected and operated in accordance with applicable operating rules and protocols in effect from time to time with respect to such pipelines, and any Metropolitan service connection used for delivery to any IRWD local storage reservoir or any other storage facility or capacity in which IRWD has a contractual or other legal right to store water.

"Metropolitan" means The Metropolitan Water District of Southern California, the public agency referred to in Recital B.

"Metropolitan Water" means water owned by Metropolitan and delivered to Metropolitan's member public agencies in accordance with the terms and conditions of the Administrative Code and customary practices; provided, "Metropolitan Water" shall not mean Recovered Water under this Agreement.

"MWDOC" means the Municipal Water District of Orange County, the public agency referred to in Recital C.

"Recovered Water" means the water to be wheeled, referred to in Recital F, up to a total of 1,000 acre-feet.

"RRBWSD" means the Rosedale-Rio Bravo Water Storage District, or if applicable, other Bank Operator.

"SWP" means the State Water Project.

"SWP Contract" means the "Contract for a Water Supply" between Metropolitan and DWR dated November 4, 1960 as subsequently amended.

"Termination Date" means the one year anniversary of the Effective Date.

"Water Supply Allocation Plan" means Metropolitan's Water Supply Allocation Plan and exhibits thereto, as originally adopted by Metropolitan on February 12, 2008 and as amended from time to time or any equivalent plan that may be adopted by Metropolitan as a replacement thereof.

"Wheeling Service" means the services subject to Section 4405 of the Administrative Code.

1.2 Rules of Construction.

(a) Unless the context clearly requires otherwise:

(i) Each of the plural and singular forms includes the other;

(ii) "Shall," will," "must," and "agrees" are each mandatory;

(iii) "May" is permissive;

(iv) "Or" is not exclusive;

(v) "Includes" and "including" are not limiting;

(vi) "Between" includes the ends of the identified range.

(b) Headings in the beginning of Articles, Paragraphs and subparagraphs are solely for the convenience of the Parties, are not a part of this Agreement and shall not be used in construing it.

(c) The masculine gender shall include the feminine and neuter genders and vice versa.

(d) The word "person" shall include individual, partnership, corporation, limited liability company, business trust, joint stock company, trust, unincorporated association, joint venture, governmental authority, water district and other entity of

whatever nature, except either Metropolitan, MWDOC or IRWD or an officer or employee of any of them.

(e) Reference to any agreement (including this Agreement), document or instrument means such agreement, document or instrument as amended or modified and in effect from time to time in accordance with the terms thereof and, if applicable, the terms thereof.

(f) Except as specifically provided herein, reference to any law, statute, regulation or the like means such law as amended, modified, codified or reenacted, in whole or in part, and in effect from time to time, including any rules and regulations promulgated thereunder.

II

DELIVERY OF THE RECOVERED WATER

2.1 Metropolitan Consent. Metropolitan consents to this AGREEMENT under Article XI, §9(a) of the California Constitution.

2.2 Delivery. Metropolitan will coordinate the conveyance and Delivery of Recovered Water, including entering into any necessary agreements with DWR ("DWR Delivery Agreement") and this Agreement.

(a) Metropolitan Acceptance and Delivery. Metropolitan will cooperate with MWDOC and IRWD in arranging for conveyance of the Recovered Water, using IRWD's or RRBWSD's or other available capacity in the Cross Valley Canal conveyance facilities and through the California Aqueduct, including coordination of operational exchanges and the preparation of the DWR Delivery Agreement with DWR and other agencies as necessary. Metropolitan will convey the Recovered Water from Tupman Turnout Reach 13B and Deliver it to the IRWD Delivery Point designated by MWDOC and IRWD or in the absence of such a designation, any IRWD Delivery Point(s). Metropolitan will not be required to accept any Recovered Water that does not meet DWR's requirements, including any water quality requirements for pump-in to the California Aqueduct.

(b) Delivery Rate. The Delivery of Recovered Water will take place at the lesser of (i) the same rate as such water is delivered from the Integrated Banking Project

or (ii) the same rate it moves through Metropolitan's system, subject to availability of capacity in Metropolitan's system above that required to convey Metropolitan Water**,** subject to IRWD's actual capability to accept the Recovered Water based on its then existing demands and available storage. If Metropolitan shall determine, in its sole discretion, that the quantity of the Recovered Water is an amount that will not have a material impact on the delivery capacity of Metropolitan's system, the limitation of clause (ii) of the preceding sentence shall not apply. If Metropolitan has not made such a determination, Metropolitan will promptly advise IRWD in advance if Metropolitan reasonably anticipates that there will be insufficient capacity in its system for delivery of the Recovered Water. If Metropolitan shall determine, in its sole discretion, that the quantity of the Recovered Water is an amount that will not have a material impact on the delivery capacity of Metropolitan's system, the recovery and delivery may be scheduled for times and amounts mutually agreed upon by Metropolitan and IRWD so as to be completed by the Termination Date.

(c) Delivery Practices. Metropolitan will use best efforts consistent with its historic Delivery Procedures to beneficially use and avoid loss through spill of the full amount of the Recovered Water.

(d) Acceptance of Delivery. IRWD shall accept the Recovered Water when delivered by Metropolitan as provided in clause (b) of this Paragraph. Metropolitan shall have no obligation to Deliver any Recovered Water to IRWD that IRWD does not or cannot accept as required by this Paragraph.

(e) Use Within Service Area. The Recovered Water must be used within IRWD's service area and IRWD may not sell, lease, or transfer Recovered Water for use outside of IRWD's service area without MWDOC's prior written consent.

2.3 Independent Local Supply. Irrespective of any Metropolitan pricing tier which may be in effect, Delivery of Recovered Water shall not be counted as water delivered by Metropolitan for purposes of aggregating the total of Metropolitan water delivered to MWDOC under a pricing tier.

2.4 Extraordinary Supply; Water Supply Allocation Plan. If the Recovered Water is delivered to a qualified extraordinary supply program, a consumptive use of that water shall not be deemed to occur until such water is withdrawn from the extraordinary supply program. .

2.5 MWDOC To Pass Through Extraordinary Supply Benefits. MWDOC shall pass through to IRWD the applications of Extraordinary Supply under Paragraph 2.4, without alteration or limitation, except for any retail impact adjustments and adjustments for conservation hardening credits relating to Extraordinary Supply that are generally applicable and computed in a manner consistent with such adjustments applied to Extraordinary Supply of other MWDOC member agencies, pursuant to the Water Supply Allocation Plan and any MWDOC water supply allocation plan as amended from time to time. Delivery of Recovered Water under this Agreement is considered a pilot project and will not be deemed to result in a consumptive use of any Recovered Water for Extraordinary Supply program purposes.

2.6 MWDOC Participation. Whenever this Agreement refers to a transaction that requires the execution of a document, to the extent such document is legally required to be executed by a Metropolitan member agency in addition to or on behalf of IRWD, each such reference shall be deemed to refer to MWDOC acting jointly with IRWD or MWDOC acting on behalf of IRWD or for IRWD's account, and MWDOC agrees to be a named participant in such a transaction on behalf of or in addition to IRWD and to cooperate with Metropolitan and IRWD in processing any documentation in good faith and in a timely fashion so as to accomplish the purposes of this Agreement.

III

PAYMENTS FOR WATER DELIVERED TO IRWD

3.1 MWDOC Payment. Metropolitan shall pay to DWR all DWR-related costs to move the Recovered Water to Metropolitan's service area, subject to the reimbursement specified in this Paragraph 3.1 and Paragraphs 3.2 and 3.3. MWDOC shall pay Metropolitan wheeling charges determined according to Section 4405 of the Code for each acre foot of Recovered Water wheeled by Metropolitan. These charges include: the System Access Rate, the Water Stewardship Rate, and the Treatment Surcharge, if applicable. All water delivered through treated-water IRWD Delivery Points will bear the Treatment Surcharge. In addition, MWDOC will pay the actual costs of power incurred by Metropolitan to convey the Recovered Water in the California Aqueduct from Tupman Turnout Reach 13B to IRWD Delivery Points.

MWDOC also will reimburse Metropolitan for any additional administrative or other charges imposed by DWR on Metropolitan to convey the Recovered Water. The wheeling charges and power costs will be those in effect at the time the water is Delivered and will be billed and paid in the same manner as the volumetric rate charged by Metropolitan for provision of Metropolitan Water.

3.2 IRWD Payment. IRWD shall pay MWDOC the costs paid by MWDOC to Metropolitan for each acre-foot of Delivery of Recovered Water, plus MWDOC's current or future customary charges used to recover administrative costs incurred by MWDOC in connection with delivering water to its member agencies, consistent with current MWDOC Resolutions and Ordinances.

3.3 Recovery Costs. IRWD shall pay the applicable costs charged by RRBWSD pursuant to the Banking Agreement for recovery of the Recovered Water, including and administrative charges as specified therein. IRWD shall also pay any applicable costs charged by the Kern County Water Agency.

3.4 Metropolitan and MWDOC Invoicing and Payment. Metropolitan shall submit monthly invoices to MWDOC in accordance with the Administrative Code, and MWDOC shall make monthly payments of amounts due pursuant to Paragraph 3.1 in accordance with the Administrative Code. In its invoicing to MWDOC for deliveries of water, Metropolitan shall separately identify any quantities of delivered water constituting Delivery of Recovered Water, determined as provided in Paragraph 2.2(a). MWDOC shall submit monthly invoices to IRWD in accordance with its generally applicable invoicing procedures, and IRWD shall make monthly payments of amounts due pursuant to Paragraph 3.2 in accordance with MWDOC's generally-applicable procedures. In its invoicing to IRWD for water deliveries, MWDOC shall separately identify any quantities of delivered water constituting Delivery of Recovered Water, as indicated on Metropolitan's invoice. MWDOC shall pass through the charges paid to Metropolitan pursuant to Paragraph 3.1, as indicated on Metropolitan's invoice, and shall not increase such rates or assess any additional charges except for the applicable MWDOC administrative charges specified in Paragraph 3.2.

3.5 Applicable Procedures. Unless otherwise provided for in this Agreement, all Metropolitan invoicing, billing and crediting processes shall be in accordance with generally applicable rules and regulations established from time to time by Metropolitan as reflected in the

Administrative Code, and all MWDOC invoicing, billing and crediting processes shall be in accordance with the generally applicable rules and regulations established from time to time by MWDOC. IRWD and MWDOC agree to develop mutually acceptable invoicing and reconciliation procedures that will govern in the event IRWD is receiving both Recovered Water and Metropolitan Water and/or water from other sources during the same invoicing period, which procedures shall preserve the intended economic, extraordinary supply, allocation and other consequence to IRWD of the differing treatment and characterization of such multiple deliveries.

IV
TERM

4.1 Commencement and Expiration. This Agreement shall become effective on the Effective Date and shall expire on the Termination Date, subject to Paragraph 4.4.

4.2 Early Termination. This Agreement may be terminated with the mutual written agreement of the Parties.

4.3 Force Majeure. If the performance, in whole or in part, of the obligations of the respective Parties, or any of them, to make any Delivery of Recovered Water under this Agreement is prevented by acts or failures to act of DWR or any agency, court or other government authority (other than the Parties), or any other person; by natural disaster (such as earthquake, fire, drought or flood), contamination or outbreak of a water borne disease, war, strike, lockout, act of God, act of civil or military authority; by the operation of applicable law; or by any other cause beyond the control of the affected Party or Parties, whether similar to the causes specified herein or not, then, in any such circumstances, the obligation of the affected Party or Parties to make such Delivery of Recovered Water under this Agreement shall be suspended from the time and to the extent that the performance thereof is prevented, but reasonable diligence shall be observed by the affected Party or Parties, so far as it lies in their power, in performing such respective obligations in whole or in part under this Agreement. In the event such performance of any of the Parties under this Agreement is prevented as described above, then during the period of such prevention, performance by the non-affected Party under this Agreement shall be excused until such prevention ceases, at which time all the Parties shall become obligated to resume and continue performance of their respective obligations hereunder

during the term of this Agreement. Notwithstanding the foregoing, no such prevention shall suspend or otherwise affect any payment obligations for Delivery of Recovered Water actually completed or any obligation of any Party to indemnify the other Parties pursuant to Paragraph 5.4, or shall extend the term of this Agreement beyond the Termination Date.

4.4 Survival. Notwithstanding the foregoing or anything to the contrary in this Agreement, the treatment and characterization of any Recovered Water actually delivered to Metropolitan as specified in Paragraphs 2.2(a), 2.3, 2.4 and 2.5, any outstanding payment obligation under Article III, and the provisions in Paragraph 2.6. and Article V shall survive the expiration or termination of this Agreement until the Parties have fully performed their obligations under this Agreement.

V

ADDITIONAL COVENANTS AND CONDITIONS

5.1 Applicable Laws. This Agreement and the actions described herein are contingent upon and subject to compliance with all applicable laws. This Agreement shall be governed by and construed in accordance with the laws of the State of California, without giving effect to conflict of laws provisions.

5.2 Wheeling Service. Wheeling Service under this Agreement is subject to the applicable provisions of the Administrative Code. Notwithstanding anything in this Agreement to the contrary, express or implied, Metropolitan shall have the right to amend the Administrative Code at its sole discretion, except that, for purposes of this Agreement, no such amendment shall result in a materially adverse change or modification of IRWD's rights to obtain Delivery of Recovered Water from the Integrated Banking Project, or the obligations of Metropolitan hereunder, or be binding on IRWD unless such effect is first approved by the Board of Directors of IRWD.

5.3 No Effect On Service Connection Agreements. Nothing herein shall alter, amend, or supersede any term or provision of the IRWD service connection agreements.

5.4 Indemnification.

(a) Metropolitan shall indemnify IRWD and MWDOC pursuant to Section 4502 of the Administrative Code against liability in connection with Metropolitan's Delivery of Recovered Water to the same extent as is required with respect to water

supplied by Metropolitan to a member public agency. Such indemnification shall be in addition to any indemnification rights available under applicable law and to any other remedy provided under this Agreement. Notwithstanding anything to the contrary in Section 4502 of the Administrative Code, Metropolitan's obligations pursuant to Section 4502 of the Administrative Code and this Paragraph 5.4(a) shall not be deemed to apply prior to the point where Metropolitan's control of the delivery of Recovered Water commences under Paragraph 2.2(a) except to the extent of any claims caused by Metropolitan's negligence or willful misconduct.

(b) IRWD shall indemnify Metropolitan and MWDOC pursuant to Section 4502 of the Administrative Code against liability in connection with acts of IRWD prior to IRWD's delivery of Recovered Water to Metropolitan at Tupman Turnout Reach 13B and after Metropolitan's Delivery of Recovered Water to the same extent as is required with respect to water supplied by Metropolitan to a member public agency. Such indemnification shall be in addition to any indemnification rights available under applicable law and to any other remedy provided under this Agreement. In addition to the liability indemnification provisions of the preceding sentence, IRWD shall defend, indemnify and hold harmless Metropolitan and MWDOC against claims and liabilities that arise from implementation of this Agreement, including liabilities arising from obligations to DWR assumed by Metropolitan, prior to the point where Metropolitan's control of the delivery of Recovered Water commences under Paragraph 2.2(a) except to the extent of any claims caused by Metropolitan's negligence or willful misconduct.

(c) MWDOC shall indemnify Metropolitan pursuant to Section 4502 of the Administrative Code against liability in connection with acts of MWDOC after Metropolitan's Delivery of Recovered Water to the same extent as is required with respect to water supplied by Metropolitan to a member public agency. Such indemnification shall be in addition to any indemnification rights available under applicable law and to any other remedy provided under this Agreement.

(d) Notwithstanding anything in this Agreement to the contrary, each Party agrees to proceed with reasonable diligence and use reasonable good faith efforts to jointly defend any lawsuit or administrative proceeding by any person other than the Parties challenging the legality, validity or enforceability of this Agreement.

5.5 No Third-Party Rights. This Agreement is made solely for the benefit of the Parties and their respective permitted successors and assigns (if any). Except for such a permitted successor or assign, no other person or entity may have or acquire any right by virtue of this Agreement.

5.6 Ambiguities. Each Party and its counsel have participated fully in the drafting, review and revision of this Agreement. No rule of construction to the effect that ambiguities are to be resolved against the drafting Party shall be applied in the interpretation of this Agreement or any amendments or modifications thereof.

5.7 Entire Agreement. This Agreement constitutes the final, complete and exclusive statement of the terms of the agreement among the Parties pertaining to the conveyance of the Recovered Water and supersedes all prior and contemporaneous understandings or agreements of the Parties related to the Recovered Water. No Party has been induced to enter into this Agreement by, nor is any Party relying on, any representation or warranty outside those expressly set forth in this Agreement.

5.8 Counterparts. This Agreement may be executed in two or more counterparts, each of which, when executed and delivered, shall be an original and all of which together shall constitute one instrument, with the same force and effect as though all signatures appeared on a single document.

IN WITNESS WHEREOF, the Parties have executed this Agreement as of the date first written above.

[signatures on following page]

THE METROPOLITAN WATER DISTRICT OF SOUTHERN CALIFORNIA

_____
Jeffrey Kightlinger
General Manager

APPROVED AS TO FORM:

Marcia L. Scully
General Counsel

By _____
TBD
Senior Deputy General Counsel

MUNICIPAL WATER DISTRICT OF ORANGE COUNTY

_____
Karl Seckel
Acting General Manager

APPROVED AS TO FORM:

Best, Best & Krieger

By _____
_____

IRVINE RANCH WATER DISTRICT

_____
Paul Cook
General Manager

APPROVED AS TO FORM:

Bowie, Arneson, Wiles & Giannone

By _____
Joan C. Arneson

Status of Ongoing MWDOC Reliability and Engineering and Planning Projects

February 25, 2014

Description	Lead Agency	Status % Complete	Scheduled Completion Date	Comments
Baker Treatment Plant or Expansion of Baker Water Treatment Plant	IRWD, MNWD, SMWD, ETWD Trabuco CWD		On line date is late 2016	MWDOC has been asked to help secure MET's concurrence on the quality of water being introduced into the South County Pipeline. Discussions are underway with MET staff.
MET Interconnections – Second Lower Cross Feeder	MWDOC			Based the past discussions and MET's recent correspondence, MWDOC's staff recommendations for this project are as follows: 1. Incorporate additional Conjunctive Use Storage, for emergency purposes, into the existing Emergency Services Program (ESP). MWDOC has been involved in these discussions for many years and was part of the group that put together the 2006 Emergency Services Program for exchanging up to 50 cfs of groundwater production with imported water and conveying this through the IRWD system. Currently, about 30 to 35 cfs of emergency supplies can be delivered under the concept, but it diminishes over time. The ESP limitation was 50 cfs. Thus an additional 15 to 20 cfs can be added under the existing agreement provisions. A review of the IRWD system to convey the additional capacity needs to be undertaken in conjunction with IRWD.

Description	Lead Agency	Status % Complete	Scheduled Completion Date	Comments
				2. Examine NEW opportunities, for a conjunctive use wellfield of up to 50 cfs. The wellfield could be used in normal times for production of groundwater by basin agencies and under emergency situations, would be used for emergency supplies by the South County area. The project would be structured in a manner to provide benefits both to the basin and to the non-basin areas, with concomitant cost sharing of the project costs. This will require close work with OCWD, the groundwater producers and the South County agencies. 3. The discussions should also involve MET to ascertain options involving the existing MET Conjunctive Use Storage Account and options for backfeeding into the MET system to serve portions of LA County.
Doheny Desalination Project (aka South Orange Coastal Ocean Desalination Project (SOCOD))	MWDOC		Phase 3 Pilot Plant operations ceased in May 2012; working toward Phase 3 wrap up in Feb 2014.	Work continues on: • Working with the five Participants regarding the Phase 3 Wind-Up Agreement, including discussions regarding leaving the facilities in place at the site. • Start of Foundational Action Program work for the Doheny Desal Project and the San Juan Basin Authority Project. Both efforts will provide additional information regarding the groundwater basin, the ocean desalination project and the interface between the two.

Description	Lead Agency	Status % Complete	Scheduled Completion Date	Comments
Poseidon Resources Ocean Desalination Project in Huntington Beach				MWDOC and OCWD staff met with Poseidon and MET to discuss various aspects of the proposal for Local Resources Funding by MET.
Other Meetings				
				Karl Seckel represented MWDOC in a South County Meeting focused on water reliability planning that included all South County agencies. MNWD hosted the meeting to discuss what efforts by each agency that can be shared with the other agencies. The group will continue to meet on a regular basis on topics such as reliability planning, recycling, water use efficiency and on status updates of various projects. Joe Berg will discuss WUE funding opportunities at the March 12 meeting of this group.
				Harvey De La Torre provided a presentation on the Water Supply Update to the San Juan Capistrano Utilities Commission.
				Director Hinman attended the City of San Clemente City Council meeting where they provided an update on the drought and water supply and the Council also discussed its interest in the Doheny Desal Project. The City Council indicated their continuing interest in the project, but the City indicated they did not want to participate in the current work underway.
				Karl Seckel and Richard Bell and consultant Ed Means continued working on an OC Comment letter on the BDCP

Description	Lead Agency	Status % Complete	Scheduled Completion Date	Comments
				Plan and EIR/EIS. Volunteers from SMWD, IRWD and South Coast Water District along with Steve Arakawa from MET provided input to a First Draft Comment letter and discussed a number of other changes. The group suggested an outreach to ACCOC, the OCBC and the South OC Economic Coalition to help gain business support for the letter. The OLD deadline was April 14, but an extension to June 14 was granted. Staff will continue working on the letter to get it out and circulating.
				Karl Seckel, Keith Lyon and Richard Bell attended the OCWD Board meeting where they interviewed the consulting team used by SDCWA for the Poseidon Project in Carlsbad. Each of the three members of the consulting team made a presentation to the Board. The team included: • David Moore - Clean Energy Capital in Houston Texas • Eric Peterson - Hawkins Delafield & Wood in New York NY • Neil Callahan – Leidos (formerly SAIC & RW Beck) The OCWD Board requested that staff seek proposals from the consultants and bring them back to the Board. The Board also requested that the District's Financial Advisory, Robert Porr, from Fieldmann Rolapp be involved.

Status of Ongoing WEROC Projects
February, 2014

Description	Comments
Water Trailers	Update: City of Buena Park is scheduled to go to City Council on March 11th. *Last Month's Update for reference: Staff is working on securing Transfer of Equipment agreements with the two agencies who will be receiving the trailers. The Cities of Buena Park and Newport Beach are taking the transfer agreements to their City Councils for approval.* *Reimbursement packets have been submitted to the City of Santa Ana for all 15 trailers for a total reimbursement request of $497,308. The first reimbursement check has been received in the amount of $298,386.*
Member Agency Coordination	WEROC staff receives several calls a year asking for copies of training records to assist agencies and individuals in tracking required training hours. WEROC staff was able to create and populate a WEROC Training database using Access. The database allows staff to search the records for individual employee and member agency records of trainings, as well as associated contact hours. Additionally, staff is working on adding in the tracking of WEROC exercises and participation. So far the database shows that the WEROC program has provided or facilitated training for over 2,200 individuals in the last 10 years. This number will increase once fully updated. WEROC held its Quarterly Emergency Coordinator Meeting on Tuesday, February 4th. Topics of discussion included: • Discussion of WEROC Bi-Monthly Radio Tests and participation from member agencies • Lessons learned from the WEROC Medical Point of Dispensing exercise in November. • The group also discussed potential impacts from the Drought and how an event like the West Virginia Chemical Leak could impact our agencies and response.

Description	Comments
	WEROC is providing 4 sessions of NIMS 100/700, SEMS, & ICS training for OCWD to ensure they are meeting the NIMS requirements for grant eligibility. Two sessions have been provided already with a total estimated staff to be trained at 160 individuals. WEROC staff has been cleaning up the user accounts for all of the water and wastewater agencies who signed the Alert OC User Agreement. Staff has been adding and deleting users for each agency, as well as adding in their agency's boundary maps to the system.
Coordination with the County of Orange	At the February 6th meeting of the Orange County Emergency Management Organization (OCEMO) the Health Care Agency provided an update on the current flu season. The Operational Area distributed its annual report on activities and funding. Lastly, the County Staff indicated that they are on a new emergency plan update schedule of every two year. This means that every plan and annex will need to be updated at this point. OCEMO helps to review each of these plans and every jurisdiction will be encouraged to review each update. Staff attended the Urban Area Working Group (UAWG) Meeting for February. The City of Santa Ana announced that they have been selected for a Monitoring Visit (audit) by the California Office of Emergency Services (Cal OES). This is a routine audit. The Water trailers are part of this audit. A primary topic was the reduction in training budget for the County. For grant fiscal years 2011 and 2012 just over $2 million was spent in OC for emergency and terrorism response training and exercises. For grant fiscal year 2013 less than $500,000 is projected for trainings and exercises. There will be no discretionary funds for training for FY13. This is a portion of the funding that was utilized to pay for WEROC staff to attend conferences and trainings in the last several years. This is not the same funding stream, nor does it impact the funding stream for Kelly Hubbard to attend the Harvard Kennedy Leadership Academy. The Operational Area (OA) Executive Board Meeting was held on February 19th. An

Description	Comments
	interesting update on San Onofre Nuclear Generating Station (SONGS) occurred regarding the decommissioning of the station and how that impacts emergency plans, distribution of Potassium Iodine (KI), staffing at the plant and funding for the OA. A significant amount of funding is provided to the OA by Edison for emergency planning, as required by the Nuclear Regulatory Commission (NRC). An interesting note is that Florida, Wisconsin Vermont, and New Jersey are all starting to decommission plants at this time, however SONGS is the first plant in the US to be fully decommissioned and so there is no protocol for this process. An additional topic of interest is that the OA will be convening a Drought Task Force to review the County's Drought Response Plan. A selection of WEROC Emergency Operations Center (EOC) staff from MWDOC are attending a series of Orange County OA EOC Responder Section Trainings over the next couple of months. This is to ensure that multiple individuals are prepared to respond to the OA EOC in the event of an activation. This month the following staff attended: • Kelly Hubbard – EOC Management Section Training • Keith Lyon and Lee Jacobi – EOC Operations Section Training
Coordination with Outside Agencies	Kelly was asked to join the California Office of Emergency Services Southern Region Drought Conference Calls as the Region 1 Mutual Aid Coordinator for the California Water and Wastewater Agency Response Network (CalWARN). This is a weekly conference call to provide an update to the Southern Region and the State Operations Center (SOC) on drought impacts, activities and needs. At the request of the State, Kelly has surveyed water utilities for their specific actions. Participation has been great to bring recognition of the potential role of water utilities in the EOC for a county EOC and to enhance emergency manager's knowledge of water utilities. Additionally, Kelly has been able to contribute to discussions regarding potential Stafford Act funding for Drought response. Kelly and Karl Seckel were asked to participate on a panel for a Community Emergency Preparedness Class in San Clemente on February 20th. The class is one part of a four class series on Emergency Preparedness. This session touched on water supplies in the County,

Description	Comments
	the extreme drought, water conservation, water utility preparedness, and safe emergency water storage.
WEROC Emergency Operations Center (EOC) Readiness	WEROC staff met with Metropolitan staff at the North EOC for annual air conditioning service and monthly pest control. Staff also ran the Generator while on site to exercise the engine. A United States Geological Survey (USGS) computer system called California Integrated Seismic Network (CISN) Display software was installed at both EOC's on two computers. The system allows EOC staff to actively monitor earthquake activity in real time during activation. WEROC successfully participated in the MARS and OA monthly radio test. The next WEROC radio test will be in March.

Status of Water Use Efficiency Projects

March 2014

Description	Lead Agency	Status % Complete	Scheduled Completion or Renewal Date	Comments
Smart Timer Rebate Program	MWDSC	82%	September 2015	In January 2014, 34 smart timers were installed in the residential sector and 105 in the commercial sector. Newport Beach has an ongoing smart timer installation program. In the month of January 2014, Newport Beach installed 21 smart timers in the commercial sector. These numbers are included in the program totals listed above. For program water savings and implementation information, see MWDOC Water Use Efficiency Program Savings and Implementation Report.
Rotating Nozzles Rebate Program	MWDSC	Ongoing	June 2015	In January 2014, 398 residential and 3,439 commercial rotating nozzles were installed in Orange County. Newport Beach has an ongoing rotating nozzle installation program. In the month of January 2014, Newport Beach installed 874 commercial rotating nozzles. These numbers are included in the program totals listed above. For program savings and implementation information, please see MWDOC Water Use Efficiency Program Savings and Implementation Report.
Water Smart Landscape Program	MWDOC	On-going	September 2014	In December 2013, a total of 12,313 meters received monthly irrigation performance reports comparing actual water use to a landscape irrigation budget customized to each meter. For program savings and implementation information, please see MWDOC Water Use Efficiency Program Savings and Implementation Report.

Description	Lead Agency	Status % Complete	Scheduled Completion or Renewal Date	Comments
SoCal Water$mart Residential Indoor Rebate Program	MWDSC	On-going	June 2015	In January 2014, 609 high efficiency clothes washers and 331 high efficiency toilets were installed through this program. For program savings and implementation information, please see MWDOC Water Use Efficiency Program Savings and Implementation Report.
SoCal Water$mart Commercial Rebate Program	MWDSC	On-going	On-going	In January 2014, 266 high efficiency toilets were installed through this program. For program savings and implementation information, please see MWDOC Water Use Efficiency Program Savings and Implementation Report.
Industrial Process Water Use Reduction Program	MWDOC	82%	December 2014	Survey scheduling is ongoing. A total of 40 Focused Surveys and 19 Comprehensive Surveys have been completed or are in progress. To date, 11 companies have signed Incentive Agreements. Updated discharger lists have been obtained, and outreach is continuing to sites with feasible water savings potential. MWDOC has recently signed an agreement with Hoag Hospital on a steam sterilizer project that is projected to have a water savings of 6.8 million gallons per year.
MWDOC Conservation Meeting	MWDOC	On-going	Monthly	This month's meeting was held on February 6, 2014 at the City of Newport Beach. The next meeting will be on March 6, 2014 and will be hosted by the Irvine Ranch Water District.
Metropolitan Conservation Meeting	MWDSC	On-going	Monthly	This month's meeting was held on February 20, 2014. The next meeting will be March 20, 2014 at Metropolitan.
Water Smart Hotel Program	MWDOC	68%	June 2014	MWDOC was awarded a Proposition 50 Water Use Efficiency grant and a Bureau of Reclamation grant, to be matched with Metropolitan funds, to conduct up to 105 commercial and landscape audits of hotels. Enhanced financial incentives will be provided to augment the current

Description	Lead Agency	Status % Complete	Scheduled Completion or Renewal Date	Comments
Water Smart Hotel Program (cont.)				SoCal Water$mart rebates. On February 13 and 14, 2014, a Survey was conducted at the Juvenile Hall in Orange.
Turf Removal Program	MWDOC	On-going	June 2014	In January 2014, 17 rebates were paid, representing 21,024 square feet of turf removed in Orange County. To date, the Turf Removal Program has removed approximately 1,377,055 square feet of turf. For program savings and implementation information, please see MWDOC Water Use Efficiency Program Savings and Implementation Report.
California Sprinkler Adjustment Notification System	MWDOC	81%	September 2014	MWDOC was awarded a grant from the Bureau of Reclamation to develop the California Sprinkler Adjustment Notification System (CSANS). This system will e-mail or "push" an irrigation index to assist property owners with making global irrigation scheduling adjustments. Participants will voluntarily register to receive this e-mail and can unsubscribe at any time. Staff is in the process of completing the final system testing before pilot implementation of the CSANS. This pilot is anticipated to begin in February 2014.
Public Spaces Program	MWDOC	10%	December 2015	Through the Integrated Regional Watershed Management (IRWM) process, MWDOC is implementing a Proposition 84 grant to target the implementation of comprehensive landscape improvements for publicly owned landscape properties throughout the South Orange County IRWM Plan area. The program encourages the removal of non-functional turfgrass, the upgrade of antiquated irrigation timers, and the conversion of high-precipitation-rate fixed spray irrigation to low-precipitation-rate rotating nozzles and/or drip irrigation. These improvements are meant to result in

Description	Lead Agency	Status % Complete	Scheduled Completion or Renewal Date	Comments
Public Spaces Program (cont.)				water savings, a reduction of dry-weather runoff, pollution prevention, and reduced maintenance costs on not only the landscape itself, but also the asphalt street material. To date, six (6) cities have applied for funding through this program. As these projects come in, MWDOC staff will evaluate them for consistency with the program rules and regulations. If the project is suitable, a Notice to Proceed will be issued to the agency. Outreach to the cities continues. In November, the program opened up to the water districts. In February, the program plans to extend to commercial sites as well.
Home Certification Program	MWDOC	3%	July 2015	This program will provide single-family sites with indoor and outdoor audits to identify areas for water savings improvements and opportunities. The program will also provide rebates for the installation of residential water efficiency devices, including smart timers and high efficiency rotating nozzles. In January 2014, MWDOC received nine (9) applications for the Home Certification Program. One survey was conducted, and survey results are pending for the remaining applications. The Program website is officially up and running. Participating retail water agencies can direct their customers to complete the program application at www.mwdoc.com/services/watersmart home.
Landscape Irrigation Survey Program	MWDSC	Ongoing	June 2016	Through this program, Metropolitan offers, at no cost, the services of a certified landscape irrigation auditor who will survey and provide written recommendations for qualifying non-residential properties within Metropolitan's service area. To participate, properties must have a minimum of one acre of irrigated area. Eligible landscapes include

Description	Lead Agency	Status % Complete	Scheduled Completion or Renewal Date	Comments
Landscape Irrigation Survey Program (cont.)				commercial and industrial sites, homeowner association common areas, and institutional sites such as schools, parks, and government facilities. To date, 83 sites in the MWDOC service area have contacted Metropolitan to request surveys. As these requests come in, MWDOC staff will continue to assist Metropolitan in scheduling the surveys and obtaining each site's water use history for incorporation into the customized written report that contains recommendations for improved efficiency.
Spray to Drip Conversion Pilot Program	MWDOC	10%	October 2014	This is a pilot program designed to test the efficacy of replacing conventional spray heads in shrub beds with low-volume, low-precipitation drip technology. Through a rebate program format, residential sites will be encouraged to convert their existing spray nozzles to drip. The program is scheduled to launch during the first Quarter of 2014.
Commercial, Industrial, and Institutional Performance-Based Water Use Efficiency Program	MWDOC	1%	December 2015	This program will provide enhanced rebate incentives to commercial, industrial, and institutional sites and large-landscape properties (landscapes $\geq$ 1 acre). The program is scheduled to launch during the first Quarter of 2014.
Landscape Training and Outreach	MWDOC	5%	Ongoing	Orange County Garden Friendly: The Orange County Garden Friendly (OCGF) Program will promote the use of climate appropriate plants and water efficient irrigation practices with the overall goals of reducing water runoff and improving outdoor water use efficiency. The OCGF Program will be a collaborative effort of the Orange County Stormwater Program (OCSP) and the University of California Cooperative Extension (UCCE). Each partner will play a role in planning and implementing the Program. Various water-related organizations will also provide program support and assist with implementation.

Orange County

Water Use Efficiency Programs Savings
and
Implementation Report

Retrofits and Acre-Feet Water Savings for Program Activity

Program	Program Start Date	Retrofits Installed in	Month Indicated		Current Fiscal Year		Overall Program		
			Interventions	Water Savings	Interventions	Water Savings	Interventions	Annual Water Savings[4]	Cumulative Water Savings[4]
High Efficiency Clothes Washer Program	2001	January-14	609	1.40	3,525	34.93	94,556	2,612	15,043
Smart Timer Program - Irrigation Timers	2004	January-14	139	5.79	622	61.13	10,824	3,692	19,612
Rotating Nozzles Rebate Program	2007	January-14	3,837	1.28	51,316	71.14	360,871	1,950	7,814
SoCal Water$mart Commercial Plumbing Fixture Rebate Program	2002	January-14	266	0.94	797	11.40	44,625	3,368	26,944
Water Smart Landscape Program [1]	1997	December-13	12,313	878.65	12,313	5,231.21	12,313	10,316	52,532
Industrial Process Water Use Reduction Program	2006	January-14	0	0.00	0	0.00	10	239	837
Turf Removal Program[3]	2010	January-14	21,024	0.25	299,869	42	1,377,055	193	440
High Efficiency Toilet (HET) Program	2005	January-14	331	1.17	1,772	71.08	30,345	1,122	7,079
Home Water Certification Program	2013	January-14	1	0.002	29	0.086	29	0.682	0.682
Synthetic Turf Rebate Program	2007		1	0	29	0	29	0	1
Ultra-Low-Flush-Toilet Programs [2]	1992		0	0	0	0	685,438	25,336	469
Home Water Surveys [2]	1995		0	0	0	0	363,926	4,892	138,457
Showerhead Replacements [2]	1991		0	0	0	0	11,867	73	1,708
Total Water Savings All Programs				**889**	**370,272**	**5,523**	**2,991,888**	**53,792**	**290,017**

(1) Water Smart Landscape Program participation is based on the number of water meters receiving monthly Irrigation Performance Reports.
(2) Cumulative Water Savings Program To Date totals are from a previous Water Use Efficiency Program Effort.
(3) Turf Removal Interventions are listed as square feet.
(4) Cumulative & annual water savings represents both active program savings and passive savings that continues to be realized due to plumbing code changes over time.

HIGH EFFICIENCY CLOTHES WASHERS INSTALLED BY AGENCY

through MWDOC and Local Agency Conservation Programs

Agency	FY 01/02	FY 02/03	FY03/04	FY 04/05	FY 05/06	FY 06/07	FY 07/08	FY 08/09	FY 09/10	FY 10/11	FY 11/12	FY 12/13	FY13/14	Total	Current FY Water Savings Ac/Ft (Cumulative)	Cumulative Water Savings across all Fiscal Years
Brea	17	107	178	132	143	132	175	156	42	186	144	93	72	1,577	0.66	250.86
Buena Park	9	45	88	81	84	85	114	146	59	230	145	105	79	1,270	0.77	182.75
East Orange CWD RZ	3	8	20	20	11	18	22	17	3	23	10	10	6	171	0.07	28.38
El Toro WD	21	88	108	103	83	91	113	130	32	162	112	134	78	1,255	0.83	186.14
Fountain Valley	36	127	209	196	178	205	219	243	72	289	158	115	61	2,108	0.61	344.54
Garden Grove	39	173	278	243	243	238	304	332	101	481	236	190	101	2,959	1.07	466.47
Golden State WC	37	195	339	374	342	339	401	447	168	583	485	265	178	4,153	1.57	646.51
Huntington Beach	114	486	857	738	680	761	750	751	211	963	582	334	171	7,398	1.76	1,232.98
Irvine Ranch WD	159	626	1,087	1,093	1,445	1,972	2,052	1,844	1,394	2,621	2,170	1,763	1,050	19,276	10.74	2,864.66
La Habra	8	40	86	81	66	96	136	83	22	179	128	82	71	1,078	0.66	159.65
La Palma	3	5	13	21	18	33	35	51	25	76	46	34	17	377	0.18	53.91
Laguna Beach CWD	17	88	119	84	68	57	77	77	27	96	57	38	20	825	0.16	135.36
Mesa Water District	24	117	228	240	212	239	249	246	73	232	176	114	50	2,200	0.51	373.07
Moulton Niguel WD	158	630	841	640	570	652	716	742	250	1,127	679	442	270	7,717	2.55	1,214.02
Newport Beach	17	144	343	277	243	245	270	259	57	197	142	116	58	2,368	0.59	409.26
Orange	58	247	304	358	330	366	365	403	111	349	262	218	99	3,470	1.01	580.44
Orange Park Acres	-	-	-	-	-	4	8	-	-	-	-	-	-	12	0.00	2.43
San Juan Capistrano	16	95	120	107	102	109	103	127	43	190	110	76	46	1,244	0.37	195.82
San Clemente	32	182	235	170	136	204	261	278	63	333	206	140	59	2,299	0.63	361.06
Santa Margarita WD	140	510	743	573	592	654	683	740	257	1,105	679	553	382	7,611	3.89	1,167.03
Seal Beach	13	28	57	39	46	47	46	57	7	81	51	31	19	522	0.23	81.89
Serrano WD	9	16	54	39	39	30	31	23	7	21	20	13	8	310	0.11	54.41
South Coast WD	35	138	165	97	103	107	130	148	43	183	112	89	57	1,407	0.60	218.18
Trabuco Canyon WD	10	63	76	58	44	69	60	62	28	82	62	30	28	672	0.30	106.75
Tustin	21	89	152	138	127	152	146	144	45	174	97	78	35	1,398	0.32	232.91
Westminster	37	159	235	196	186	213	171	233	74	329	208	121	47	2,209	0.40	354.94
Yorba Linda	36	214	342	355	333	288	350	367	117	394	273	181	100	3,350	0.93	555.55
MWDOC Totals	1,069	4,620	7,277	6,453	6,424	7,406	7,987	8,106	3,331	10,686	7,350	5,365	3,162	79,236	31.53	12,459.97
Anaheim	917	677	904	1,364	701	854	847	781	860	910	477	331	163	9,786	1.56	1,684.62
Fullerton	40	196	369	289	263	269	334	330	69	397	270	200	123	3,149	1.15	494.10
Santa Ana	15	69	188	269	244	236	235	257	87	355	190	163	77	2,385	0.69	404.45
Non-MWDOC Totals	972	942	1,461	1,922	1,208	1,359	1,416	1,368	1,016	1,662	937	694	363	15,320	3.40	2,583.17
Orange County Totals	2,041	5,562	8,738	8,375	7,632	8,765	9,403	9,474	4,347	12,348	8,287	6,059	3,525	94,556	34.93	15,043.14

SMART TIMERS INSTALLED BY AGENCY

through MWDOC and Local Agency Conservation ProgramS

Agency	FY 08/09		FY 09/10		FY 10/11		FY 11/12		FY 12/13		FY 13/14		Total Program		Cumulative Water Savings across all Fiscal Years
	Res	Comm	Res	Comm	Res	Comm	Res	Comm	Res	Comm	Res	Comm	Res	Comm.	
Brea	3	9	0	0	2	0	8	0	9	8	3	0	36	66	293.64
Buena Park	3	1	0	0	0	0	4	19	3	0	0	0	10	20	44.07
East Orange CWD RZ	0	0	0	0	1	0	5	0	2	0	0	0	11	0	2.35
El Toro WD	0	25	2	18	5	5	26	2	7	2	7	0	61	321	1,524.68
Fountain Valley	1	0	0	6	2	2	8	2	3	2	1	0	35	17	74.26
Garden Grove	2	1	6	0	5	4	7	0	5	2	5	0	46	13	62.23
Golden State WC	1	2	9	22	7	4	13	3	9	50	2	11	88	114	312.13
Huntington Beach	13	1	6	27	6	36	15	4	18	33	14	15	117	140	419.94
Irvine Ranch WD	29	56	14	145	28	153	267	71	414	136	47	43	1,095	1,334	5,569.97
La Habra	0	0	0	21	0	0	3	0	4	7	2	0	17	29	89.27
La Palma	0	0	0	0	0	0	1	0	1	0	1	0	3	0	0.28
Laguna Beach CWD	2	0	2	14	4	1	109	2	76	2	2	0	229	19	93.32
Mesa Water District	6	7	13	7	7	22	21	0	10	2	9	2	110	73	337.92
Moulton Niguel WD	21	23	17	162	36	60	179	31	51	74	29	35	458	467	1,512.22
Newport Beach	10	27	7	58	6	0	275	12	242	26	87	65	888	335	1,361.08
Orange	5	2	2	13	5	8	25	0	20	24	10	9	144	111	461.26
San Juan Capistrano	10	0	7	49	13	1	103	2	14	17	3	0	171	78	274.96
San Clemente	81	20	13	209	46	11	212	17	26	7	7	0	939	332	1,476.17
Santa Margarita WD	25	44	10	152	61	53	262	7	53	171	35	66	557	667	2,118.71
Santiago CWD	0	0	0	0	0	0	0	0	0	0	0	0	0	0	0.00
Seal Beach	0	0	0	1	0	0	0	3	1	0	1	36	2	40	33.79
Serrano WD	0	0	11	0	4	0	3	0	1	0	0	0	19	0	3.78
South Coast WD	11	6	3	10	13	3	78	10	13	16	4	1	154	125	531.73
Trabuco Canyon WD	1	0	2	0	2	10	12	0	6	0	2	0	68	103	548.16
Tustin	7	9	10	14	10	0	11	0	8	4	9	0	59	34	137.51
Westminster	3	0	3	0	1	1	2	0	1	1	0	0	26	14	85.13
Yorba Linda	8	5	5	21	25	0	22	0	20	0	10	5	171	83	394.39
MWDOC Totals	242	238	142	949	289	374	1,671	185	1,017	584	290	288	5,514	4,535	17,762.93
Anaheim	9	59	5	46	12	11	23	60	19	10	6	26	117	361	1,376.22
Fullerton	2	2	2	39	9	33	22	51	9	29	4	0	70	154	384.70
Santa Ana	2	4	1	8	8	0	6	5	8	19	2	6	31	42	88.05
Non-MWDOC Totals	13	65	8	93	29	44	51	116	36	58	12	32	218	557	1,848.97
Orange County Totals	255	303	150	1,042	318	418	1,722	301	1,053	642	302	320	5,732	5,092	19,612

ROTATING NOZZLES INSTALLED BY AGENCY
through MWDOC and Local Agency Conservation Programs

Agency	FY 09/10			FY 10/11			FY 11/12			FY 12/13			FY 13/14			Total Program			Cumulative Water Savings across all Fiscal Years
	Small		Large	Small		Large	Small		Large	Small		Large	Small		Large	Small		Large	
	Res	Comm.	Comm.	Res	Comm.	Comm.	Res	Comm.	Comm.	Res	Comm.	Comm.	Res	Comm.	Comm.	Res	Comm.	Comm.	
Brea	8	100	0	32	0	0	130	0	0	65	120	0	48	0	0	305	220	0	6.43
Buena Park	0	0	2,535	29	0	0	32	0	0	65	0	0	53	0	0	216	75	2,535	447.88
East Orange	0	0	0	0	0	0	340	0	0	55	0	0	0	0	0	500	0	0	7.04
El Toro	145	2,874	890	174	0	0	357	76	0	23	6,281	0	36	3,288	0	823	12,809	890	296.85
Fountain Valley	21	0	0	83	0	0	108	0	0	35	0	0	0	0	0	381	0	0	6.74
Garden Grove	151	45	0	38	0	0	119	0	0	95	0	0	61	0	0	661	151	0	14.40
Golden State	280	29	0	303	943	0	294	0	0	257	2,595	0	35	0	0	1,413	3,567	0	59.08
Huntington Beach	39	3,420	305	203	625	0	458	0	0	270	0	0	120	0	0	1,505	4,909	2,681	719.35
Irvine Ranch	1,034	54,441	1,479	2,411	2,861	0	1,715	4,255	0	23,778	1,014	0	10,753	4,257	0	41,895	79,371	2,004	2293.64
La Habra	0	273	0	0	0	0	33	90	0	0	0	0	15	0	0	72	898	900	213.71
La Palma	0	0	0	0	0	0	0	0	0	0	0	0	0	0	0	10	0	0	0.24
Laguna Beach	191	0	0	156	0	0	763	0	0	3,596	0	0	0	878	0	4,922	925	0	54.50
Mesa Water District	195	83	0	118	0	0	297	277	0	246	0	0	219	0	0	1,356	385	343	109.31
Moulton Niguel	234	0	959	1,578	0	0	1,225	0	0	512	1,385	0	484	227	0	4,756	8,615	2,945	834.51
Newport Beach	92	4,781	0	337	1,208	0	640	3,273	0	25,250	50	0	14,064	6,673	0	40,470	16,724	0	476.47
Orange	129	0	0	135	30	0	343	0	0	264	0	0	165	0	0	2,155	193	0	43.49
San Clemente	729	1,299	0	2,612	851	0	4,266	117	1,343	631	172	0	198	5,004	0	9,020	7,468	1,343	331.82
San Juan Capistrano	656	5,709	0	1,452	0	0	949	0	0	684	30	0	283	0	0	4,528	7,399	0	220.89
Santa Margarita	1,731	937	611	3,959	3,566	0	4,817	0	0	983	0	0	236	0	0	12,970	4,571	611	379.33
Seal Beach	0	291	0	0	0	0	0	0	0	0	0	0	0	0	0	115	291	0	8.58
Serrano	1,498	0	0	364	0	0	58	0	0	190	0	0	105	0	0	2,333	0	0	41.61
South Coast	0	0	0	318	1,772	0	688	359	0	435	0	0	70	0	0	1,700	2,264	0	58.30
Trabuco Canyon	1,357	791	0	0	0	0	379	0	0	34	0	0	0	0	0	1,900	791	0	51.40
Tustin	314	0	0	512	0	0	476	1,013	0	265	0	0	280	0	0	2,419	1,013	0	49.38
Westminster	80	0	0	0	0	0	26	0	0	15	0	0	0	0	0	232	0	0	4.69
Yorba Linda	371	3,256	0	529	0	0	559	0	0	730	0	0	40	940	0	3,232	4,309	500	231.45
MWDOC Totals	9,255	78,329	6,779	15,343	11,856	0	19,072	9,460	1,343	58,478	11,647	0	27,265	21,267	0	139,889	156,948	14,752	6961.07
Anaheim	273	164	105	372	382	0	742	38,554	0	459	813	0	144	0	0	2,387	39,913	105	531.07
Fullerton	48	0	1,484	416	0	0	409	0	0	119	0	0	107	0	0	1,640	64	1,484	288.49
Santa Ana	48	572	0	53	0	0	22	65	0	99	0	0	0	2,533	0	463	3,226	0	32.91
Non-MWDOC Totals	369	736	1,589	841	382	0	1,173	38,619	0	677	813	0	251	2,533	0	4,490	43,203	1,589	852.46
Orange County Totals	9,624	79,065	8,368	16,184	12,238	0	20,245	48,079	1,343	59,155	12,460	0	27,516	23,800	0	144,379	200,151	16,341	7813.53

SOCAL WATER$MART COMMERCIAL PLUMBING FIXTURES REBATE PROGRAM[1]
INSTALLED BY AGENCY
through MWDOC and Local Agency Conservation Programs

Agency	FY 01/02	FY 02/03	FY 03/04	FY 04/05	FY 05/06	FY 06/07	FY 07/08	FY 08/09	FY 09/10	FY 10/11	FY 11/12	FY 12/13	FY 13/14	Totals	Cumulative Water Savings across all Fiscal Years
Brea	0	51	0	22	52	2	27	113	24	4	1	234	0	**530**	**263**
Buena Park	10	83	28	55	64	65	153	432	122	379	290	5	0	**1,686**	**691**
East Orange CWD RZ	0	0	0	0	0	0	0	0	0	0	0	0	0	**0**	**0**
El Toro WD	23	23	73	42	5	2	0	92	143	1	137	0	212	**753**	**393**
Fountain Valley	1	94	2	59	35	63	17	35	0	2	314	0	0	**622**	**409**
Garden Grove	21	199	51	297	34	136	5	298	130	22	0	4	1	**1,198**	**1,058**
Golden State WC	11	197	34	232	80	531	46	414	55	68	135	0	0	**1,803**	**1,367**
Huntington Beach	5	191	73	185	82	209	48	104	126	96	156	104	138	**1,517**	**1,076**
Irvine Ranch WD	306	1,085	87	325	1,044	429	121	789	2,708	1,002	646	1,090	127	**9,759**	**4,485**
La Habra	10	37	52	45	60	16	191	75	53	4	0	0	0	**543**	**385**
La Palma	0	0	0	0	5	0	0	140	21	0	0	0	0	**166**	**56**
Laguna Beach CWD	2	30	2	18	9	12	20	137	189	0	0	0	27	**446**	**219**
Mesa Water District	424	155	22	130	241	141	141	543	219	669	41	6	0	**2,732**	**1,438**
Moulton Niguel WD	31	74	65	172	3	0	9	69	151	6	0	0	0	**580**	**595**
Newport Beach	4	230	9	77	24	94	98	27	245	425	35	0	0	**1,268**	**873**
Orange	84	144	22	553	127	88	18	374	67	1	73	1	38	**1,590**	**1,240**
San Juan Capistrano	0	34	21	181	0	6	2	1	1	0	0	0	2	**248**	**306**
San Clemente	0	36	5	95	40	173	2	18	43	0	19	0	0	**431**	**287**
Santa Margarita WD	0	16	3	56	0	0	6	23	11	0	0	0	0	**115**	**149**
Santiago CWD	0	0	0	0	0	0	0	0	0	0	0	0	0	**0**	**0**
Seal Beach	3	34	44	40	61	45	1	2	124	0	0	0	0	**354**	**309**
Serrano WD	0	0	0	0	0	0	0	0	0	0	0	0	0	**0**	**0**
South Coast WD	0	31	8	54	8	4	9	114	56	422	84	148	0	**938**	**304**
Trabuco Canyon WD	0	1	0	6	0	0	0	4	0	0	0	0	0	**11**	**11**
Tustin	9	114	16	82	14	7	115	145	25	230	0	0	0	**757**	**574**
Westminster	16	109	32	153	57	104	40	161	16	63	35	1	12	**799**	**730**
Yorba Linda	0	36	12	42	4	118	10	24	8	30	0	1	0	**285**	**402**
MWDOC Totals	**960**	**3,004**	**661**	**2,921**	**2,049**	**2,245**	**1,079**	**4,134**	**4,537**	**3,424**	**1,966**	**1,594**	**557**	**29,131**	**17,618**
Anaheim	1,042	400	947	362	1,113	780	766	3,298	582	64	48	165	240	**9,807**	**4,843**
Fullerton	28	41	138	270	91	96	133	579	29	4	0	94	0	**1,503**	**1,141**
Santa Ana	115	153	589	227	624	373	493	815	728	39	12	16	0	**4,184**	**3,341**
Non-MWDOC Totals	**1,185**	**594**	**1,674**	**859**	**1,828**	**1,249**	**1,392**	**4,692**	**1,339**	**107**	**60**	**275**	**240**	**15,494**	**9,325**
Orange County Totals	**2,145**	**3,598**	**2,335**	**3,780**	**3,877**	**3,494**	**2,471**	**8,826**	**5,876**	**3,531**	**2,026**	**1,869**	**797**	**44,625**	**26,944**

[1] Retrofit devices include ULF Toilets and Urinals, High Efficiency Toilets and Urinals, Zero Water Urinals, High Efficiency Clothes Washers, Cooling Tower Conductivity Controllers, Ph Cooling Tower Conductivity Controllers, Flush Valve Retrofit Kits, Pre-rinse Spray heads, Hospital X-Ray Processor Recirculating Systems, Steam Sterilizers, Food Steamers, and Water Pressurized Brooms.

Water Smart Landscape Program

Total Number of Meters in Program by Agency

Agency	FY 04-05	FY 05-06	FY 06-07	FY 07-08	FY 08-09	FY 09-10	FY 10-11	FY 11-12	FY 12/13	FY 13/14	Overall Water Savings To Date (AF)
Brea	0	0	0	0	0	0	0	22	22	22	29.83
Buena Park	0	0	0	0	0	17	103	101	101	101	304.13
East Orange CWD RZ	0	0	0	0	0	0	0	0	0	0	0.00
El Toro WD	88	109	227	352	384	371	820	810	812	812	3,582.17
Fountain Valley	0	0	0	0	0	0	0	0	0	0	0.00
Garden Grove	0	0	0	0	0	0	0	0	0	0	0.00
Golden State WC	0	0	0	14	34	32	34	32	32	32	150.35
Huntington Beach	0	0	0	0	0	31	33	31	31	31	99.76
Irvine Ranch WD	277	638	646	708	1,008	6,297	6,347	6,368	6,795	6,796	27,677.07
Laguna Beach CWD	0	0	0	0	57	141	143	141	124	124	538.41
La Habra	0	0	0	0	23	22	24	22	22	22	102.19
La Palma	0	0	0	0	0	0	0	0	0	0	0.00
Mesa Water District	191	170	138	165	286	285	288	450	504	511	2,139.57
Moulton Niguel WD	80	57	113	180	473	571	595	643	640	637	3,066.67
Newport Beach	32	27	23	58	142	171	191	226	262	299	1,030.57
Orange	0	0	0	0	0	0	0	0	0	0	0.00
San Clemente	191	165	204	227	233	247	271	269	269	269	1,811.67
San Juan Capistrano	0	0	0	0	0	0	0	0	0	0	0.00
Santa Margarita WD	547	619	618	945	1,571	1,666	1,746	1,962	1,956	2,271	10,567.03
Seal Beach	0	0	0	0	0	0	0	0	0	0	0.00
Serrano WD	0	0	0	0	0	0	0	0	0	0	0.00
South Coast WD	0	0	0	62	117	108	110	118	118	118	605.27
Trabuco Canyon WD	0	0	0	12	49	48	62	60	60	60	256.32
Tustin	0	0	0	0	0	0	0	0	0	0	0.00
Westminster	0	0	0	10	18	18	20	18	18	18	88.20
Yorba Linda WD	0	0	0	0	0	0	0	0	0	0	0.00
MWDOC Totals	**1,406**	**1,785**	**1,969**	**2,733**	**4,395**	**10,025**	**10,787**	**11,273**	**11,766**	**12,123**	**52,049.2**
Anaheim	0	0	0	0	0	142	146	144	190	190	483.25
Fullerton	0	0	0	0	0	0	0	0	0	0	0.00
Santa Ana	0	0	0	0	0	0	0	0	0	0	0.00
Non-MWDOC Totals	**0**	**0**	**0**	**0**	**0**	**142**	**146**	**144**	**190**	**190**	**483.25**
Orange Co. Totals	**1,406**	**1,785**	**1,969**	**2,733**	**4,395**	**10,167**	**10,933**	**11,417**	**11,956**	**12,313**	**52,532.44**

INDUSTRIAL PROCESS WATER USE REDUCTION PROGRAM

Number of Process Changes by Agency

Agency	FY 07/08	FY 08/09	FY 09/10	FY 10/11	FY 11/12	FY 12/13	FY 13/14	Overall Program Interventions	Annual Water Savings[1]	Cumulative Water Savings across all Fiscal Years[1]
Brea	0	0	0	0	0	0	0	0	0	0
Buena Park	0	1	0	0	0	0	0	1	54	275
East Orange	0	0	0	0	0	0	0	0	0	0
El Toro	0	0	0	0	0	0	0	0	0	0
Fountain Valley	0	0	0	0	0	0	0	0	0	0
Garden Grove	0	0	0	0	0	0	0	0	0	0
Golden State	1	0	0	0	0	0	0	1	3	17
Huntington Beach	0	0	0	0	0	2	0	2	54	83
Irvine Ranch	0	0	2	1	1	1	0	5	84	204
La Habra	0	0	0	0	0	0	0	0	0	0
La Palma	0	0	0	0	0	0	0	0	0	0
Laguna Beach	0	0	0	0	0	0	0	0	0	0
Mesa Water District	0	0	0	0	0	0	0	0	0	0
Moulton Niguel	0	0	0	0	0	0	0	0	0	0
Newport Beach	0	0	0	0	0	0	0	0	0	0
Orange	1	0	0	0	0	0	0	1	43	258
San Juan Capistrano	0	0	0	0	0	0	0	0	0	0
San Clemente	0	0	0	0	0	0	0	0	0	0
Santa Margarita	0	0	0	0	0	0	0	0	0	0
Seal Beach	0	0	0	0	0	0	0	0	0	0
Serrano	0	0	0	0	0	0	0	0	0	0
South Coast	0	0	0	0	0	0	0	0	0	0
Trabuco Canyon	0	0	0	0	0	0	0	0	0	0
Tustin	0	0	0	0	0	0	0	0	0	0
Westminster	0	0	0	0	0	0	0	0	0	0
Yorba Linda	0	0	0	0	0	0	0	0	0	0
MWDOC Totals	2	1	2	1	1	3	0	10	239	837

[1] Acre feet of savings determined during a one year monitoring period.

If monitoring data is not available, the savings estimated in agreement is used.

TURF REMOVAL BY AGENCY[1]

through MWDOC and Local Agency Conservation Programs

Agency	FY 10/11		FY 11/12		FY 12/13		FY 13/14		Total Program		Cumulative Water Savings across all Fiscal Years
	Res	Comm.	Res	Comm.	Res	Comm.	Res	Comm.	Res	Comm.	
Brea	0	0	3,397	9,466	7,605	0	0	0	11,002	9,466	7.53
Buena Park	0	0	0	0	0	0	0	0	0	0	-
East Orange	0	0	0	0	0	0	1,964	0	1,964	0	0.27
El Toro	0	0	4,723	0	4,680	72,718	2,908	0	12,311	72,718	24.06
Fountain Valley	0	0	1,300	0	682	7,524	1,054	0	3,036	7,524	2.99
Garden Grove	0	46,177	14,013	0	4,534	0	3,274	0	21,821	46,177	33.47
Golden State	0	0	42,593	30,973	31,813	3,200	15,161	8,424	89,567	42,597	44.00
Huntington Beach	801	3,651	27,630	48,838	9,219	12,437	10,670	0	48,320	64,926	42.17
Irvine Ranch	5,423	12,794	6,450	1,666	32,884	32,384	19,042	54,381	63,799	101,225	42.16
La Habra	0	7,775	0	8,262	0	0	0	0	0	16,037	7.82
La Palma	0	0	0	0	0	0	0	0	0	0	-
Laguna Beach	978	0	2,533	0	2,664	1,712	1,886	226	8,061	1,938	3.13
Mesa Water District	0	0	6,777	0	10,667	0	8,008	0	25,452	0	6.95
Moulton Niguel	956	16,139	4,483	26,927	11,538	84,123	3,672	8,012	20,649	135,201	51.19
Newport Beach	0	0	3,454	0	3,548	2,346	894	0	7,896	2,346	3.23
Orange	0	0	12,971	0	15,951	8,723	0	0	28,922	8,723	12.36
San Clemente	0	0	21,502	0	16,062	13,165	9,446	10,000	47,010	23,165	19.94
San Juan Capistrano	0	0	22,656	103,692	29,544	27,156	6,581	0	58,781	130,848	69.86
Santa Margarita	4,483	5,561	1,964	11,400	10,151	11,600	1,651	10,257	18,249	38,818	18.99
Seal Beach	0	0	0	0	3,611	0	0	0	3,611	0	1.01
Serrano	0	0	0	0	0	0	2,971	0	2,971	0	0.42
South Coast	0	16,324	6,806	0	9,429	4,395	5,627	101,127	21,862	121,846	30.82
Trabuco Canyon	0	0	272	0	1,542	22,440	2,009	0	3,823	22,440	7.11
Tustin	0	0	0	0	9,980	0	1,410	0	11,390	0	2.99
Westminster	0	0	0	0	0	0	0	0	0	0	-
Yorba Linda	11,349	0	0	0	0	0	0	0	11,349	0	6.36
MWDOC Totals	23,990	108,421	183,524	241,224	216,104	303,923	98,228	192,427	521,846	845,995	438.83
Anaheim	0	0	0	0	0	0	0	0	0	0	-
Fullerton	0	0	0	0	0	0	0	9,214	0	9,214	1.29
Santa Ana	0	0	0	0	0	0	0	0	0	0	-
Non-MWDOC Totals	0	0	0	0	0	0	0	9,214	0	9,214	1.29
Orange County Totals	23,990	108,421	183,524	241,224	216,104	303,923	98,228	201,641	521,846	855,209	440.12

[1]Installed device numbers are listed as square feet

HIGH EFFICIENCY TOILETS (HETs) INSTALLED BY AGENCY

through MWDOC and Local Agency Conservation Programs

Agency	FY05-06	FY 06-07	FY 07-08	FY 08-09	FY 09-10	FY 10-11	FY 11-12	FY 12-13	FY 13-14	Total	Cumulative Water Savings across all Fiscal Years
Brea	0	2	7	43	48	8	0	0	22	130	**26.26**
Buena Park	0	1	2	124	176	7	0	0	26	336	**72.35**
East Orange CWD RZ	0	0	10	12	1	0	0	0	0	23	**6.26**
El Toro WD	0	392	18	75	38	18	0	133	141	815	**186.45**
Fountain Valley	0	69	21	262	54	17	0	0	17	440	**111.76**
Garden Grove	0	14	39	443	181	24	0	0	22	723	**173.05**
Golden State WC	2	16	36	444	716	37	80	2	68	1,401	**302.25**
Huntington Beach	2	13	59	607	159	76	0	0	96	1,012	**228.63**
Irvine Ranch WD	29	1,055	826	5,088	2,114	325	0	1,449	431	11,317	**2,562.48**
Laguna Beach CWD	0	2	17	91	28	11	0	0	15	164	**37.45**
La Habra	0	3	18	296	34	20	0	0	4	375	**92.78**
La Palma	0	1	10	36	26	13	0	0	15	101	**20.90**
Mesa Water District	0	247	19	736	131	7	0	0	40	1,180	**308.47**
Moulton Niguel WD	0	20	104	447	188	46	0	0	173	978	**207.13**
Newport Beach	0	5	19	163	54	13	0	0	17	271	**63.41**
Orange	1	20	62	423	79	40	0	1	67	693	**160.23**
San Juan Capistrano	0	10	7	76	39	11	0	0	18	161	**35.83**
San Clemente	0	7	22	202	66	21	0	0	33	351	**79.54**
Santa Margarita WD	0	5	14	304	151	44	0	0	341	859	**137.64**
Seal Beach	0	678	8	21	12	1	0	2	0	722	**241.48**
Serrano WD	0	0	1	13	5	0	0	0	1	20	**5.49**
South Coast WD	2	2	29	102	41	12	23	64	39	314	**56.94**
Trabuco Canyon WD	2	0	4	23	23	0	0	0	5	57	**12.17**
Tustin	0	186	28	387	479	17	0	0	34	1,131	**276.76**
Westminster	0	17	25	541	167	23	0	0	14	787	**191.43**
Yorba Linda WD	0	14	89	323	96	18	0	0	21	561	**138.15**
MWDOC Totals	38	2,779	1,494	11,282	5,106	809	103	1,651	1,660	24,922	**5,735.30**
Anaheim	0	255	78	2,771	619	114	0	0	76	3,913	**972.01**
Fullerton	0	4	28	286	60	23	0	0	21	422	**100.31**
Santa Ana	0	11	25	925	89	23	0	0	15	1,088	**270.89**
Non-MWDOC Totals	0	270	131	3,982	768	160	0	0	112	5,423	**1,343.21**
Orange County Totals	38	3,049	1,625	15,264	5,874	969	103	1,651	1,772	30,345	**7,078.51**

HOME WATER SURVEYS PERFORMED BY AGENCY

through MWDOC and Local Agency Conservation Programs

Agency	FY 13/14		FY 14/15		Total		Cumulative
	Surveys	Cert Homes	Surveys	Cert Homes	Surveys	Cert Homes	Water Savings
Brea	0	0	0	0	0	0	0.00
Buena Park	0	0	0	0	0	0	0.00
East Orange	13	0	0	0	13	0	0.31
El Toro	0	0	0	0	0	0	0.00
Fountain Valley	2	0	0	0	2	0	0.05
Garden Grove	0	0	0	0	0	0	0.00
Golden State	0	0	0	0	0	0	0.00
Huntington Beach	0	0	0	0	0	0	0.00
Irvine Ranch	0	0	0	0	0	0	0.00
La Habra	0	0	0	0	0	0	0.00
La Palma	0	0	0	0	0	0	0.00
Laguna Beach	3	0	0	0	3	0	0.07
Mesa	0	0	0	0	0	0	0.00
Moulton Niguel	1	0	0	0	1	0	0.02
Newport Beach	0	0	0	0	0	0	0.00
Orange	0	0	0	0	0	0	0.00
San Clemente	0	0	0	0	0	0	0.00
San Juan Capistrano	1	0	0	0	1	0	0.02
Santa Margarita	7	0	0	0	7	0	0.16
Serrano	0	0	0	0	0	0	0.00
South Coast	2	0	0	0	2	0	0.05
Trabuco Canyon	0	0	0	0	0	0	0.00
Tustin	0	0	0	0	0	0	0.00
Westminster	0	0	0	0	0	0	0.00
Yorba Linda	0	0	0	0	0	0	0.00
MWDOC Totals	29	0	0	0	29	0	0.68
Anaheim	0	0	0	0	0	0	0.00
Fullerton	0	0	0	0	0	0	0.00
Santa Ana	0	0	0	0	0	0	0.00
Non-MWDOC Totals	0	0	0	0	0	0	0.00
Orange County Totals	29	0	0	0	29	0	0.682

SYNTHETIC TURF INSTALLED BY AGENCY[1]

through MWDOC and Local Agency Conservation Programs

Agency	FY 07/08		FY 08/09		FY 09/10		FY 10/11		Total Program		Cumulative Water Savings across all Fiscal Years
	Res	Comm.	Res	Comm.	Res	Comm.	Res	Comm.	Res	Comm.	
Brea	0	0	2,153	2,160	500	0	0	0	2,653	2,160	3.30
Buena Park	0	0	1,566	5,850	0	0	0	0	1,566	5,850	5.19
East Orange	0	0	0	0	983	0	0	0	983	0	0.55
El Toro	3,183	0	2,974	0	3,308	0	895	0	10,360	0	6.98
Fountain Valley	11,674	0	1,163	0	2,767	0	684	0	16,288	0	12.46
Garden Grove	1,860	0	0	0	3,197	0	274	0	5,331	0	3.47
Golden State	6,786	0	13,990	0	15,215	0	2,056	0	38,047	0	24.88
Huntington Beach	15,192	591	12,512	0	4,343	1,504	0	0	32,047	2,095	25.29
Irvine Ranch	11,009	876	13,669	0	2,585	0	0	0	27,263	876	21.00
La Habra	0	0	0	0	0	0	0	0	0	0	-
La Palma	429	0	0	0	0	0	0	0	429	0	0.36
Laguna Beach	3,950	0	3,026	0	725	0	0	0	7,701	0	5.84
Mesa Water District	4,114	0	3,005	78,118	4,106	0	2,198	0	13,423	78,118	63.46
Moulton Niguel	14,151	0	25,635	2,420	7,432	0	0	0	47,218	2,420	35.69
Newport Beach	2,530	0	6,628	0	270	0	0	0	9,428	0	6.92
Orange	4,169	0	7,191	0	635	0	0	0	11,995	0	8.89
San Clemente	9,328	0	11,250	455	2,514	1,285	500	0	23,592	1,740	18.37
San Juan Capistrano	0	0	7,297	639	2,730	0	4,607	0	14,634	639	9.02
Santa Margarita	12,922	0	26,069	0	21,875	0	7,926	0	68,792	0	44.68
Seal Beach	0	0	817	0	0	0	0	0	817	0	0.57
Serrano	7,347	0	1,145	0	0	0	0	0	8,492	0	6.97
South Coast	2,311	0	6,316	0	17,200	0	1,044	0	26,871	0	16.43
Trabuco Canyon	1,202	0	9,827	0	0	0	0	0	11,029	0	7.89
Tustin	6,123	0	4,717	0	2,190	0	0	0	13,030	0	9.67
Westminster	2,748	16,566	8,215	0	890	0	0	0	11,853	16,566	22.47
Yorba Linda	11,792	0	12,683	0	4,341	5,835	0	0	28,816	5,835	24.48
MWDOC Totals	132,820	18,033	181,848	89,642	97,806	8,624	20,184	0	432,658	116,299	384.83
Anaheim	4,535	0	7,735	20,093	13,555	65,300	4,122	0	29,947	85,393	69.18
Fullerton	4,865	876	5,727	0	6,223	0	105	0	16,920	876	12.36
Santa Ana	0	0	2,820	0	525	0	0	0	3,345	0	2.27
Non-MWDOC Totals	9,400	876	16,282	20,093	20,303	65,300	4,227	0	50,212	86,269	83.81
Orange County Totals	142,220	18,909	198,130	109,735	118,109	73,924	24,411	0	482,870	202,568	468.63

[1]Installed device numbers are calculated in square feet

ULF TOILETS INSTALLED BY AGENCY

through MWDOC and Local Agency Conservation Programs

Agency	Previous Years	FY 95-96	FY 96-97	FY 97-98	FY 98-99	FY 99-00	FY 00-01	FY 01-02	FY 02-03	FY 03-04	FY 04-05	FY 05-06	FY 06-07	FY 07-08	FY 08-09	Total	Cumulative Water Savings across all Fiscal Years
Brea	378	189	299	299	122	144	867	585	341	401	26	48	17	4	0	**3,720**	**1,569.44**
Buena Park	361	147	331	802	520	469	524	1,229	2,325	1,522	50	40	18	9	0	**8,347**	**3,221.94**
East Orange CWD RZ	2	0	33	63	15	17	15	50	41	44	19	18	13	2	0	**332**	**127.24**
El Toro WD	1,169	511	678	889	711	171	310	564	472	324	176	205	61	40	0	**6,281**	**2,883.15**
Fountain Valley	638	454	635	858	1,289	2,355	1,697	1,406	1,400	802	176	111	58	32	0	**11,911**	**4,988.63**
Garden Grove	1,563	1,871	1,956	2,620	2,801	3,556	2,423	3,855	3,148	2,117	176	106	67	39	0	**26,298**	**11,284.48**
Golden State WC	3,535	1,396	3,141	1,113	3,024	2,957	1,379	2,143	3,222	1,870	167	116	501	43	0	**24,607**	**10,916.54**
Huntington Beach	3,963	1,779	2,600	2,522	2,319	3,492	3,281	2,698	3,752	1,901	367	308	143	121	0	**29,246**	**12,886.15**
Irvine Ranch WD	4,016	841	1,674	1,726	1,089	3,256	1,534	1,902	2,263	6,741	593	626	310	129	0	**26,700**	**10,965.00**
Laguna Beach CWD	283	93	118	74	149	306	220	85	271	118	32	26	29	6	0	**1,810**	**785.75**
La Habra	594	146	254	775	703	105	582	645	1,697	1,225	12	31	6	7	0	**6,782**	**2,733.13**
La Palma	65	180	222	125	44	132	518	173	343	193	31	27	20	17	0	**2,090**	**858.31**
Mesa Water District	1,610	851	1,052	2,046	2,114	1,956	1,393	1,505	2,387	988	192	124	56	14	0	**16,288**	**7,114.85**
Moulton Niguel WD	744	309	761	698	523	475	716	891	728	684	410	381	187	100	0	**7,607**	**3,119.21**
Newport Beach	369	293	390	571	912	1,223	438	463	396	1,883	153	76	36	16	0	**7,219**	**2,927.69**
Orange	683	1,252	1,155	1,355	533	2,263	1,778	2,444	2,682	1,899	193	218	88	53	4	**16,600**	**6,798.18**
San Juan Capistrano	1,234	284	193	168	323	1,319	347	152	201	151	85	125	42	39	0	**4,663**	**2,170.00**
San Clemente	225	113	191	65	158	198	667	483	201	547	91	66	37	34	0	**3,076**	**1,212.77**
Santa Margarita WD	577	324	553	843	345	456	1,258	790	664	260	179	143	101	29	0	**6,522**	**2,785.02**
Seal Beach	74	66	312	609	47	155	132	81	134	729	29	10	6	12	0	**2,396**	**994.45**
Serrano WD	81	56	68	41	19	52	95	73	123	98	20	15	14	2	0	**757**	**313.59**
South Coast WD	110	176	177	114	182	181	133	358	191	469	88	72	32	22	0	**2,305**	**913.71**
Trabuco Canyon WD	10	78	42	42	25	21	40	181	102	30	17	20	12	14	0	**634**	**252.02**
Tustin	968	668	557	824	429	1,292	1,508	1,206	1,096	827	69	89	26	12	0	**9,571**	**4,106.91**
Westminster	747	493	969	1,066	2,336	2,291	2,304	1,523	2,492	1,118	145	105	70	24	0	**15,683**	**6,544.89**
Yorba Linda WD	257	309	417	457	404	1,400	759	1,690	1,155	627	158	136	81	41	0	**7,891**	**3,148.16**
MWDOC Totals	24,256	12,879	18,778	20,765	21,136	30,242	24,918	27,175	31,827	27,568	3,654	3,242	2,031	861	4	**249,336**	**105,621.20**
Anaheim	447	1,054	1,788	3,661	1,755	7,551	4,593	6,346	9,707	5,075	473	371	462	341	1	**43,625**	**16,914.77**
Fullerton	1,453	1,143	694	1,193	1,364	2,138	1,926	2,130	2,213	1,749	172	77	44	23	2	**16,321**	**6,894.71**
Santa Ana	1,111	1,964	1,205	2,729	2,088	8,788	5,614	10,822	10,716	9,164	279	134	25	5	0	**54,644**	**21,078.27**
Non-MWDOC Totals	3,011	4,161	3,687	7,583	5,207	18,477	12,133	19,298	22,636	15,988	924	582	531	369	3	**114,590**	**44,887.75**
Orange County Totals	27,267	17,040	22,465	28,348	26,343	48,719	37,051	46,473	54,463	43,556	4,578	3,824	2,562	1,230	7	**363,926**	**150,508.96**