

**MEETING OF THE
BOARD OF DIRECTORS OF THE
MUNICIPAL WATER DISTRICT OF ORANGE COUNTY**
Jointly with the
PLANNING & OPERATIONS COMMITTEE
January 4, 2016, 8:30 a.m.
MWDOC Conference Room 101

P&O Committee:

Director Osborne, Chair
Director Barbre
Director Hinman

Staff: R. Hunter, K. Seckel,
H. De La Torre, K. Davanaugh, J. Berg

Ex Officio Member: L. Dick

MWDOC Committee meetings are noticed and held as joint meetings of the Committee and the entire Board of Directors and all members of the Board of Directors may attend and participate in the discussion. Each Committee has designated Committee members, and other members of the Board are designated alternate committee members. If less than a quorum of the full Board is in attendance, the Board meeting will be adjourned for lack of a quorum and the meeting will proceed as a meeting of the Committee with those Committee members and alternate members in attendance acting as the Committee.

PUBLIC COMMENTS - Public comments on agenda items and items under the jurisdiction of the Committee should be made at this time.

ITEMS RECEIVED TOO LATE TO BE AGENDIZED - Determine there is a need to take immediate action on item(s) and that the need for action came to the attention of the District subsequent to the posting of the Agenda. (Requires a unanimous vote of the Committee)

ITEMS DISTRIBUTED TO THE BOARD LESS THAN 72 HOURS PRIOR TO MEETING --
Pursuant to Government Code section 54957.5, non-exempt public records that relate to open session agenda items and are distributed to a majority of the Board less than seventy-two (72) hours prior to the meeting will be available for public inspection in the lobby of the District's business office located at 18700 Ward Street, Fountain Valley, California 92708, during regular business hours. When practical, these public records will also be made available on the District's Internet Web site, accessible at <http://www.mwdoc.com>.

ACTION ITEM

1. ADOPTION OF RESOLUTION FOR THE DESIGNATION OF APPLICANT AGENT RESOLUTION (CAL OES 130) FOR DISASTER RESPONSE REIMBURSEMENT
2. TRI-COUNTY FUNDING AREA COORDINATING COMMITTEE (TCFACC) 2ND AMENDMENT FOR SHARING OF FUNDS WITHIN THE SAN DIEGO FUNDING AREA BY THE SOUTH ORANGE COUNTY IRWMP FOR PROPOSITION 1

DISCUSSION ITEMS

3. STATUS UPDATE ON THE OC WATER RELIABILITY STUDY

INFORMATION ITEMS (The following items are for informational purposes only – background information is included in the packet. Discussion is not necessary unless a Director requests.)

4. STATUS REPORTS
 - a. Ongoing MWDOC Reliability and Engineering/Planning Projects
 - b. WEROC
 - c. Water Use Efficiency Projects
 - d. Water Use Efficiency Programs Savings and Implementation Report
5. REVIEW OF ISSUES RELATED TO CONSTRUCTION PROGRAMS, WATER USE EFFICIENCY, FACILITY AND EQUIPMENT MAINTENANCE, WATER STORAGE, WATER QUALITY, CONJUNCTIVE USE PROGRAMS, EDUCATION, DISTRICT FACILITIES, and MEMBER-AGENCY RELATIONS

ADJOURNMENT

NOTE: At the discretion of the Committee, all items appearing on this agenda, whether or not expressly listed for action, may be deliberated, and may be subject to action by the Committee. On those items designated for Board action, the Committee reviews the items and makes a recommendation for final action to the full Board of Directors; final action will be taken by the Board of Directors. Agendas for Committee and Board meetings may be obtained from the District Secretary. Members of the public are advised that the Board consideration process includes consideration of each agenda item by one or more Committees indicated on the Board Action Sheet. Attendance at Committee meetings and the Board meeting considering an item consequently is advised.

Accommodations for the Disabled. Any person may make a request for a disability-related modification or accommodation needed for that person to be able to participate in the public meeting by telephoning Maribeth Goldsby, District Secretary, at (714) 963-3058, or writing to Municipal Water District of Orange County at P.O. Box 20895, Fountain Valley, CA 92728. Requests must specify the nature of the disability and the type of accommodation requested. A telephone number or other contact information should be included so that District staff may discuss appropriate arrangements. Persons requesting a disability-related accommodation should make the request with adequate time before the meeting for the District to provide the requested accommodation.



ACTION ITEM
January 20, 2015

TO: Board of Directors

FROM: **Planning & Operations Committee**
(Directors Osborne, Barbre, Hinman)

Robert Hunter
General Manager

Staff Contact: Kelly Hubbard

**SUBJECT: Adoption of Resolution for the Designation of Applicant Agent
Resolution (Cal OES 130) for Disaster Response Reimbursement**

STAFF RECOMMENDATION

Staff recommends that the Board adopt a resolution designating the General Manager, Assistant General Manager and the WEROC Emergency Manager as authorized agents of the Municipal Water District of Orange County for Cal OES (State of California Governor's Office of Emergency Services) and FEMA (Federal Emergency Management Agency) public assistance grants.

COMMITTEE RECOMMENDATION

Committee recommends (To be determined at Committee Meeting)

DETAILED REPORT

Cal OES requires a Designation of Applicant's Agent Resolution for all local government to be on file for the purpose of obtaining certain federal financial assistance, primarily disaster related public assistance reimbursement (Public Law 93-288 as amended by the Robert T. Stafford Disaster Relief and Emergency Assistance Act of 1988, and/or state financial assistance under the California Disaster Assistance Act). Participation in Federal and State assistance programs enables the District to seek reimbursement for costs incurred in responding to natural and man-made disasters.

It is recommended that a current designation form and resolution be on file with the State at all times to ensure eligibility and to expedite the reimbursement of disaster response related costs if a disaster were to occur. A new Designation of Applicant's Agent Resolution for

Budgeted (Y/N):	Budgeted amount:	Core __	Choice __
Action item amount:		Line item:	
Fiscal Impact (explain if unbudgeted):			

local government agencies is required every three (3) years from the last date of approval or if changes are required to the name and/or title of authorized agents. Staff recently realized that MWDOC has not filed a new 130 Form in over 3 years. Additionally, MWDOC is currently eligible for reimbursement of Kelly Hubbard's response costs to the Valley Fire, which may be filed as public assistance through Lake County.

If a current Designation of Applicant's Authorized Agent Resolution (Cal OES Form 130) is not filed with Cal OES, the District will be ineligible to apply for reimbursement for future public assistance grants available for declared disasters. FEMA mandates current designations as a condition of qualifying for Cal OES public assistance grants.

The attached resolution designates the General Manager, Assistant General Manager and the WEROC Emergency Manager as authorized agents for the Municipal Water District of Orange County. If approved, staff will file the attached resolution and Cal OES Form 130 with a Cover Letter with the Authorized Agent's names to Cal OES.

Attachments:

1. Resolution Of The Municipal Water District Of Orange County Authorizing Identified District Staff To File Application With The California Office Of Emergency Services (Cal OES)
2. Designation of Applicant's Agent Resolution for Non-State Agencies (Cal OES Form 130)

**RESOLUTION NO.
MUNICIPAL WATER DISTRICT OF ORANGE COUNTY
AUTHORIZING IDENTIFIED DISTRICT STAFF TO FILE APPLICATION WITH
THE CALIFORNIA OFFICE OF EMERGENCY SERVICES (CAL OES)**

THE MUNICIPAL WATER DISTRICT OF ORANGE COUNTY HEREBY RESOLVES AS FOLLOWS:

WHEREAS, the California Office of Emergency Services ensures that local jurisdictions meet federal and state eligibility requirements defined in the Robert T Stafford Disaster Relief and Emergency Assistance Act as amended, 44 CFR 302; and

WHEREAS, applications to be filed under the laws specified in this resolution are to be signed by one of the following district staff:

General Manager
Assistant General Manager
WEROC Emergency Manager

NOW, THEREFORE, BE IT RESOLVED by the Board of Directors of the Municipal Water District of Orange County hereby authorizes the above identified staff of the District to execute for and on behalf of the Municipal Water District of Orange County, a public entity established under the laws of the State of California, to make application and to file it in the California Office of Emergency Services (Cal OES) for the purpose of obtaining certain federal assistance under P.L. 93-288, as amended by the Robert T. Stafford Disaster Relief and Emergency Assistance Act of 1988; and/or state financial assistance under the California Disaster Assistance Act.

Said Resolution was adopted, on roll call, by the following vote:

AYES:
NOES:
ABSENT:
ABSTAIN:

I hereby certify that the foregoing is a true and correct copy of Resolution No. adopted by the Board of Directors of Water District at its meeting held on.

MARIBETH GOLDSBY
District Secretary
Municipal Water District of Orange County

**DESIGNATION OF APPLICANT'S AGENT RESOLUTION
FOR NON-STATE AGENCIES**

BE IT RESOLVED BY THE Board of Directors OF THE Municipal Water District of Orange County
(Governing Body) (Name of Applicant)

THAT WEROC Emergency Manager, OR
(Title of Authorized Agent)

General Manager, OR
(Title of Authorized Agent)

Assistant General Manager
(Title of Authorized Agent)

is hereby authorized to execute for and on behalf of the Municipal Water District of Orange County, a public entity
(Name of Applicant)
established under the laws of the State of California, this application and to file it with the California Governor's Office of Emergency Services for the purpose of obtaining certain federal financial assistance under Public Law 93-288 as amended by the Robert T. Stafford Disaster Relief and Emergency Assistance Act of 1988, and/or state financial assistance under the California Disaster Assistance Act.

THAT the Municipal Water District of Orange County, a public entity established under the laws of the State of California,
(Name of Applicant)
hereby authorizes its agent(s) to provide to the Governor's Office of Emergency Services for all matters pertaining to such state disaster assistance the assurances and agreements required.

Please check the appropriate box below:

- ☒ This is a universal resolution and is effective for all open and future disasters up to three (3) years following the date of approval below.
☐ This is a disaster specific resolution and is effective for only disaster number(s) _____

Passed and approved this 20th day of January, 2016

(Name and Title of Governing Body Representative)

(Name and Title of Governing Body Representative)

(Name and Title of Governing Body Representative)

CERTIFICATION

I, Maribeth Goldsby_____, duly appointed and Senior Executive Assistant to the Board of
(Name) (Title)
the Municipal Water District of Orange County, do hereby certify that the above is a true and correct copy of a
(Name of Applicant)

Resolution passed and approved by the Board of Director__ of the Municipal Water District of Orange County
(Governing Body) (Name of Applicant)

on the 20th day of January, 2016.

(Signature)

(Title)

Cal OES Form 130 Instructions

A Designation of Applicant's Agent Resolution for Non-State Agencies is required of all Applicants to be eligible to receive funding. A new resolution must be submitted if a previously submitted Resolution is older than three (3) years from the last date of approval, is invalid or has not been submitted.

When completing the Cal OES Form 130, Applicants should fill in the blanks on page 1. The blanks are to be filled in as follows:

Resolution Section:

Governing Body: This is the group responsible for appointing and approving the Authorized Agents.
Examples include: Board of Directors, City Council, Board of Supervisors, Board of Education, etc.

Name of Applicant: The public entity established under the laws of the State of California. Examples include: School District, Office of Education, City, County or Non-profit agency that has applied for the grant, such as: City of San Diego, Sacramento County, Burbank Unified School District, Napa County Office of Education, University Southern California.

Authorized Agent: These are the individuals that are authorized by the Governing Body to engage with the Federal Emergency Management Agency and the Governor's Office of Emergency Services regarding grants applied for by the Applicant. There are two ways of completing this section:

1. **Titles Only:** If the Governing Body so chooses, the titles of the Authorized Agents would be entered here, not their names. This allows the document to remain valid (for 3 years) if an Authorized Agent leaves the position and is replaced by another individual in the same title. If "Titles Only" is the chosen method, this document must be accompanied by a cover letter naming the Authorized Agents by name and title. This cover letter can be completed by any authorized person within the agency and does not require the Governing Body's signature.
2. **Names and Titles:** If the Governing Body so chooses, the names **and** titles of the Authorized Agents would be listed. A new Cal OES Form 130 will be required if any of the Authorized Agents are replaced, leave the position listed on the document or their title changes.

Governing Body Representative: These are the names and titles of the approving Board Members.
Examples include: Chairman of the Board, Director, Superintendent, etc. The names and titles **cannot** be one of the designated Authorized Agents, and a minimum of two or more approving board members need to be listed.

Certification Section:

Name and Title: This is the individual that was in attendance and recorded the Resolution creation and approval.
Examples include: City Clerk, Secretary to the Board of Directors, County Clerk, etc. This person **cannot** be one of the designated Authorized Agents or Approving Board Member (if a person holds two positions such as City Manager and Secretary to the Board and the City Manager is to be listed as an Authorized Agent, then the same person holding the Secretary position would sign the document as Secretary to the Board (not City Manager) to eliminate "Self Certification."



ACTION ITEM
January 20, 2015

TO: MWDOC Board of Directors

FROM: Planning & Operations Committee
(Directors Osborne, Barbre & Hinman)

Rob Hunter
General Manager

Staff Contact: Karl Seckel

SUBJECT: Tri-County Funding Area Coordinating Committee (TCFACC) Second Amendment for Sharing of Funds Within the San Diego Funding Area by the South Orange County IRWMP for Proposition 1

STAFF RECOMMENDATION

It is recommended that the President of the board be authorized to execute the Second Amendment to Memorandum of Understanding for Integrated Regional Water Management Planning and Funding in the San Diego Sub-Region Funding Area, as attached. Approval of the Amendment will provide for approximately \$6.5 million in IRWMP Funding for the South Orange County IRWMP.

COMMITTEE RECOMMENDATION

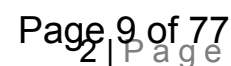
Committee recommends (To be determined at Committee Meeting)

SUMMARY

Since 2009, the San Diego, Upper Santa Margarita and South Orange County regions have been working together cooperatively through the Tri-County Funding Area Coordinating Committee (TCFACC) with respect to IRWMP funding from DWR for Proposition 84 and now it is proposed to continue the relationship for Proposition 1 Funding. The MWDOC Board approved the original Agreement in 2009 (Attached) and approved Amendment #1 in November of 2014 extending the time period of the Agreement to allow all funds associated with Proposition 84 to be expended. At this time staff is presenting and recommending Amendment #2 to continue the coordination and sharing of funds from Proposition 1.

Budgeted (Y/N): n/a	Budgeted amount: n/a	Core ✓	Choice __
Action item amount: n/a	Line item: n/a		
Fiscal Impact (explain if unbudgeted): Bringing in grant funds is part of our Core Activity for our agencies.			

The map below shows the three portions of the San Diego Funding area:



The original Agreement provided for:

- Recognition that the IRWM-related needs of the three planning regions far exceed the funding allocated to the San Diego Funding Area.
- The MOU declares that the Tri-County partners have agreed to divide the total Proposition 84 funding available to San Diego Funding Area using a mutually acceptable formula based on a combination of land area and population as of 2007. Under this formula, the San Diego region will receive 78 percent of the funding, the South Orange County region will receive 12.9 percent, and the Upper Santa Margarita region will receive 9.1 percent.
- Since the timing of work may vary among the planning regions and not all of the Proposition 84 funding will be made available at the same time, the Tri-County FACC members will cooperate and coordinate on individual funding cycle applications to ensure that the sum of the total grant requests does not exceed the amount identified for the funding area in any given cycle.
- The Tri-County FACC will continue to meet periodically to discuss issues of mutual interest and make recommendations to the partners' respective planning groups. The committee will form a subcommittee to focus on projects that either cross regional boundaries or benefit multiple regions. When the partners update their IRWM plans, they will include references to the entire funding area, to the coordination that is occurring among the FACC partners and to the MOU itself. The goal of this effort is to ensure consistency and the use of common language where possible in the three plans.

In November 2014, the Tri-County Funding Area Coordinating Committee (FACC) Agreement was amended (Amendment One) to extend the length of the San Diego Funding Area agreement by six years to 2020 to cover the life expectancy of the Proposition 84 Integrated Regional Water Management grant funding program.

The Second Amendment for your consideration (Amendment Two) will extend the length of the agreement until 2025 to provide additional coverage through the expected duration of the Proposition 1 Integrated Regional Water Management grant funding program. The Table below provides the NEW cost-sharing for the Proposition 1 Funds and compares the percentages to the percentages for the Proposition 84. The same methodology was used for both calculations, however, the original calculation was based on 2007 data whereas the NEW calculation has been updated.

Proposed Percentage Sharing of San Diego Funding Area						
			Allocations (in % of \$ totals)			
Planning Region	Population	Area (Acres)	\$14.5 M on Land	\$38 M on Population	NEW Total Prop 1	Prior Total Prop 84
Riverside Upper Santa Margarita	292,227	405,233	16.38%	6.84%	9.46%	9.1%
South Orange County	613,800	168,192	6.8%	14.37%	12.29%	12.9%
San Diego County	3,364,191	1,901,203	76.83%	78.78%	78.25%	78.0%
Total	4,270,218	2,474,628	100%	100%	100%	100%

Attachments:

1. Proposed Second Amendment
2. Adopted Agreement from 2009
3. Adopted First Amendment in November 2014

**Second Amendment to Memorandum of Understanding
for Integrated Regional Water Management Planning and Funding
in the San Diego Sub-Region Funding Area**

The Memorandum of Understanding (MOU) for Integrated Regional Water Management Planning and Funding in the San Diego Sub-Region Funding Area between the San Diego County Regional Water Management Group (SDRWMG Planning Region Agencies), Orange County Regional Management Group (OCRWMG Planning Region Agencies), and Riverside County Upper Santa Margarita Regional Water Management Group (RCRWMG Planning Region Agencies), which was executed by the parties on April 28, 2009 and amended by the parties on January 29, 2015, is hereby amended as of _____, 2015 as follows:

1. Pursuant to Section 9 (Term of Agreement) in the original MOU, which allows for contract extensions by mutual agreement of the Parties, the term of the MOU is extended for five years and the termination date is changed from December 31, 2020 to December 31, 2025. Section 9 of the MOU is amended to reflect this change.

2. Add new Recital B as follows:

Proposition 1, the Water Quality, Supply, and Infrastructure Improvement Act of 2014 (Public Resources Code, sections 79740-79744), authorizes the Legislature to appropriate funding for competitive grants for Integrated Regional Water Management (IRWM) projects. Funding is administered by the Department of Water Resources (DWR).

3. The existing Recital B is renamed Recital C and is amended as follows:

The intent of the Safe Drinking Water, Water Quality and Supply, Flood Control, River and Coastal Protection Act of 2006 and the Water Quality, Supply, and Infrastructure Improvement Act of 2014 is to encourage integrated regional strategies for management of water resources and to provide funding through competitive grants, for projects that protect communities from drought, protect and improve water quality, promote environmental stewardship, and improve local water security by reducing dependence on imported water.

4. The existing Recitals C-H are renamed Recitals D-I.

5. The renamed Recital E is amended to add the following paragraphs::

The San Diego Sub-Region has been allocated \$91 million through Proposition 84. For the purposes of this agreement, the formula for allocating Proposition 84 funds among the Parties will be based on a combination of land area and population as of 2007. The division of funding shall be consistent with Attachment B.

The San Diego Sub-Region has been allocated \$52.5 million through Proposition 1.

6. For the purposes of this agreement, the formula for allocating Proposition 1 funds among the Parties will be based on a combination of land area and population as of 2013. The division of

funding shall be consistent with Attachment C.

7. Section 12 is amended as follows:

Any notices sent or required to be sent to any party shall be mailed to the following addresses:

San Diego Agencies

Mark Stadler, Principal Water Resources Specialist
San Diego County Water Authority
4677 Overland Ave., San Diego CA 92129

Lan Wiborg, Deputy Director of Long Range Planning & Water Resources
City of San Diego
525 B Street, 3rd Floor, San Diego CA 92101

Ramin Abidi, Deputy Director
Land Development Division, Department of Public Works
5510 Overland Avenue, Suite 210 (MS O350) San Diego, CA 92123-1239

Orange County Agencies

Mary Anne Skorpanich, Deputy Director
Orange County Public Works
OC Environmental Resources
2301 N. Glassell, Orange, CA 92865-2773

Karl Seckel, Assistant General Manager
Municipal Water District of Orange County
18700 Ward Street, Fountain Valley, CA 92708

Betty Burnett, General Manager
South Orange County Wastewater Authority
34156 Del Obispo Street, Dana Point, CA 92629

Riverside County Agencies

Richard Aragon, Finance Manager
Rancho California Water District
42135 Winchester Road, Temecula, CA 92590

Steve Horn, Senior Management Analyst
County of Riverside
4080 Lemon Street 4th floor, Riverside, CA 92501

Warren D. Williams
Riverside County Flood Control and Water Conservation District
1995 Market St. Riverside, CA 92501

8. Attachment C, Allocation of Proposition 1 Funds, is added.
9. All other terms, covenants, and conditions in the original MOU as amended shall remain in full force and effect and shall be applicable to this first amendment.

The individuals executing this second amendment to the MOU represent and warrant they have the legal capacity and authority to do so on behalf of their respective legal entities.

IN WITNESS WHEREOF, the parties have executed this Second Amendment to the Memorandum of Understanding for Integrated Regional Water Management Planning and Funding in the San Diego Sub-Region Funding Area on the last date shown on the attached counterpart signature page.

SAN DIEGO COUNTY WATER AUTHORITY

In witness whereof, each party hereto has executed this first amendment to this agreement as of the date shown hereon.

Date: _____

By: _____

ROBERT R. YAMADA
Director of Water Resources

APPROVED AS TO FORM
San Diego County Water Authority

Date: _____

By: _____

General Counsel
San Diego County Water Authority

CITY OF SAN DIEGO

In witness whereof, each party hereto has executed this agreement as of the date shown hereon.

CITY OF SAN DIEGO

Date: _____

By: _____
HALLA RAZAK
Director of Public Utilities

I HEARBY APPROVE the form and legality of the
foregoing Memorandum of Understanding.

JAN I. GOLDSMITH
City Attorney

Date: _____

By: _____
Raymond C. Palmucci
Deputy City Attorney

Teri Juybari
City of San Diego
Public Utilities Department
9192 Topaz Way, MS 901A
San Diego, CA 92123

COUNTY OF SAN DIEGO

In witness whereof, each party hereto has executed this agreement as of the date shown hereon.

Date: _____

By: _____
RICHARD E. CROMPTON, Director
Department of Public Works

APPROVED AS TO FORM
County Counsel,
County of San Diego, California

Date: _____

By: _____
James O'Day
Senior Deputy County Counsel

Richard E. Crompton
Department of Public Works
County of San Diego
5510 Overland Ave., Suite 410, Mailstop O332
San Diego, CA 92123

ORANGE COUNTY AGENCIES

In witness whereof, each party hereto has executed this second amendment to this agreement by a duly authorized representative as of the date shown hereon.

COUNTY OF ORANGE

By: _____ Date _____
Shane L. Silsby, P.E.
Director, OC Public Works

**APPROVED AS TO FORM:
COUNTY COUNSEL**

By: _____ Date _____
Ryan Baron
Sr. County Counsel

MUNICIPAL WATER DISTRICT OF ORANGE COUNTY

By: _____ Date _____
Larry Dick
President

By: _____ Date _____
Maribeth Goldsby
Secretary

APPROVED AS TO FORM:

Legal Counsel for Municipal Water District of Orange County

SOUTH ORANGE COUNTY WASTEWATER AUTHORITY

By: _____ Date _____
Mike Dunbar
Chairman

By: _____ Date _____
Betty Burnett
Secretary

APPROVED AS TO FORM:

Legal Counsel, South Orange County Wastewater Authority

RANCHO CALIFORNIA WATER DISTRICT
A California Water District

By: _____
JEFF ARMSTRONG, Interim General Manager

Date: _____

APPROVED AS TO FORM:

By: _____
JAMES B. GILPIN, General Counsel

Date: _____

ATTEST:

By: _____
KELLI GARCIA, District Secretary

Date: _____

COUNTY OF RIVERSIDE BOARD OF SUPERVISORS

APPROVED AS TO FORM:

Gregory P. Priamos
County Counsel

By _____
Aaron Gettis
Deputy County Counsel

County of Riverside
Board of Supervisors

By _____
Marion Ashley, Chairman
Supervisor, Fifth District
Riverside County Board of Supervisors

ATTEST:

KECIA HARPER-IHEM
Clerk of the Board

Date: _____

By _____
Deputy

IN WITNESS WHEREOF, the parties hereto have executed this Agreement on

(to be filled in by Clerk of the Board)

RECOMMENDED FOR APPROVAL:

**RIVERSIDE COUNTY FLOOD CONTROL
AND WATER CONSERVATION DISTRICT**

By _____
WARREN D. WILLIAMS
General Manager-Chief Engineer

By _____
MARION ASHLEY, Chairman
Riverside County Flood Control and Water
Conservation District Board of Supervisors

APPROVED AS TO FORM:

ATTEST:

GREGORY P. PRIAMOS
County Counsel

KECIA HARPER-IHEM
Clerk of the Board

By _____
NEAL KIPNIS
Deputy County Counsel

By _____
Deputy

(SEAL)

Attachment C

Allocation of Proposition 1 Funds

Each of the three planning regions has IRWM project and program needs that far exceed the funding allocated to the funding area. Significant local match funding for selected projects is available in each planning region. Funding for planning and timing of implementation may vary among the planning regions. Because of these factors and because not all of the Proposition 1 funding may be made available at the same time, the Tri-County FACC members will cooperate and coordinate on individual funding cycle applications to ensure that the sum of the total grant requests does not exceed the amount identified for the funding region in any given cycle. Total allocations to the parties will be divided according to the schedule below. The allocations are based on a formula that is similar to that used to allocate funding in the Proposition 1 bond language. (Note: Proposition 1 allocates \$52.5 million to the San Diego Sub-Region (or Funding Area). DWR has indicated it will spend approximately 5 percent of the funds for program delivery costs. Therefore, the allocations to the three planning regions are indicated in percentages of the total funds that will be available over the life of the program.)

			Allocations (in % of \$ totals)		
Planning Region	Population	Area (Acres)	\$14.5 M on Land	\$38 M on Population	Total
Riverside Upper Santa Margarita	292,227	405,233	16.38%	6.84%	9.46%
South Orange County	613,800	168,192	6.8%	14.37%	12.29%
San Diego County	3,364,191	1,901,203	76.83%	78.78%	78.25%
Total	4,270,218	2,474,628	100%	100%	100%

FIRST AMENDMENT TO
MEMORANDUM OF UNDERSTANDING
FOR INTEGRATED REGIONAL WATER MANAGEMENT PLANNING
AND FUNDING IN THE SAN DIEGO SUB-REGION FUNDING AREA

The Memorandum of Understanding (MOU) for Integrated Regional Water Management Planning and Funding in the San Diego Sub-Region Funding Area between the San Diego County Regional Water Management Group (SDRWGMG Planning Region Agencies), Orange County Regional Management Group (OCRWMG Planning Region Agencies), and Riverside County Upper Santa Margarita Regional Water Management Group (RCRWMG Planning Region Agencies), which was executed by the parties on April 28, 2009, is hereby amended as follows:

1. Pursuant to Section 9 (Term of Agreement) in the original MOU, which allows for contract extensions by mutual agreement of the Parties, the term of the contract is extended for six years and the termination date is changed from December 31, 2014, to December 31, 2020. Section 9 of the MOU is amended to reflect this change.
2. To better facilitate grant funding for identified mutual goals and projects, the allocation of Proposition 84 Funds shown in Attachment B of the MOU for Riverside Upper Santa Margarita (RCRWMG Planning Region Agencies) is decreased by \$181,875, and this amount shall be reallocated to San Diego County (SDRWGMG Planning Region Agencies) as RCRWMG Planning Region Agencies share of the two regions' jointly funded project, Implementing Nutrient Management in the Santa Margarita River Watershed, Phase 2, under the Department of Water Resources' Proposition 84, Round 2 grant program.
3. All other terms, covenants, and conditions in the original MOU as amended shall remain in full force and effect and shall be applicable to this first amendment.

The individuals executing this first amendment to the MOU represent and warrant they have the legal capacity and authority to do so on behalf of their respective legal entities.

IN WITNESS WHEREOF, the parties have executed this First Amendment to the Memorandum of Understanding for Integrated Regional Water Management Planning and Funding in the San Diego Sub-Region Funding Area on the dates shown on the attached counterpart signature page:

City of San Diego

In witness whereof, each party hereto has executed this agreement as of the date shown hereon.

CITY OF SAN DIEGO

Date: 11/28/14

By: 
HALLA RAZAK
Director of Public Utilities

I HEARBY APPROVE the form : _____ of the
foregoing Memorandum of Understanding.

JAN I. GOLDSMITH
City Attorney

Date: 1/29/15

By: 
Raymond C. Palmucci
Deputy City Attorney

Teri Juybari
City of San Diego
Public Utilities Department
9192 Topaz Way, MS 901A
San Diego, CA 92123

Date: 1/28/15

By: 
TONY HEINRICHS
Deputy Chief Operating Officer

SAN DIEGO, CALIF.
12 FEB -3 PM 5:31
RECEIVED

San Diego County Water Authority

In witness whereof, each party hereto has executed this first amendment to this MOU as of the date shown hereon.

Date: Nov 24, 2014

By: _____

KEN WEINBERG

Director of Water Resources

APPROVED AS TO FORM

San Diego County Water Authority

Date: 11/19/2014

By: _____

Coroann Galien, Deputy

General Counsel
San Diego County Water Authority

County of San Diego

In witness whereof, each party hereto has executed this agreement as of the date shown hereon.

Date: 1/6/15

By: R. E. Crompton
RICHARD E. CROMPTON, Director
Department of Public Works


APPROVED AS TO FORM
County Counsel,
County of San Diego, California


Date: 12-4-14

By: J. R. O'Day
James O'Day
Senior Deputy County Counsel

Richard E. Crompton
Department of Public Works
County of San Diego
5510 Overland Ave., Suite 410, Mailstop O332
San Diego, CA 92123

MUNICIPAL WATER DISTRICT OF ORANGE COUNTY

By  Date 12/1/14
Larry Dick, President

By  Date 12-1-14
Maribeth Goldsby, Secretary

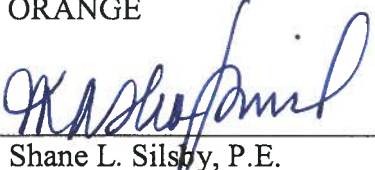
APPROVED AS TO FORM:


Legal Counsel for Municipal Water District of Orange County


Orange County Agencies

In witness whereof, each party hereto has executed this agreement by a duly authorized representative as of the date shown hereon.

COUNTY OF ORANGE

By  Date 11-20-14
Name: for Shane L. Silsby, P.E.
Title: Director, OC Public Works

APPROVED AS TO FORM:
COUNTY COUNSEL

By  Date 11/18/14
County Counsel

SOUTH ORANGE COUNTY WASTEWATER AUTHORITY

By Michael P. Dunbar Date 11/07/14
Mike Dunbar, Chairman

By B. Smith Date 11-7-14
Secretary

APPROVED AS TO FORM:

Bowie, Arneson, Wiles, Giannone

By: Patricia B. Giannone
Legal Counsel, South Orange County Wastewater Authority

RANCHO CALIFORNIA WATER DISTRICT
A California Water District

By: Matthew Stone
MATTHEW G. STONE, General Manager

Date: 11/13/14

APPROVED AS TO FORM:

By: James B. Gilpin
JAMES B. GILPIN, General Counsel

Date: 11/13/2014

ATTEST:

By: Kelli Garcia
KELLI GARCIA, District Secretary

Date: 11/13/14

IN WITNESS WHEREOF, the parties hereto have executed this Agreement on

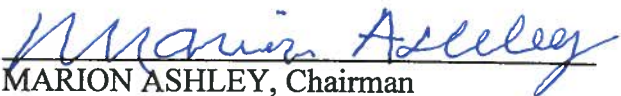
JAN 06 2015

(to be filled in by Clerk of the Board)

RECOMMENDED FOR APPROVAL:

**RIVERSIDE COUNTY FLOOD CONTROL
AND WATER CONSERVATION DISTRICT**

By 
WARREN D. WILLIAMS
General Manager-Chief Engineer

By 
MARION ASHLEY, Chairman
Riverside County Flood Control and Water
Conservation District Board of Supervisors

APPROVED AS TO FORM:

ATTEST:

GREGORY P. PRIAMOS
County Counsel

KECIA HARPER-IHEM
Clerk of the Board

By 
AARON GETTIS
Deputy County Counsel

By 
Deputy


(SEAL)

1st Amendment to MOU -

For Integrated Regional Water Management Planning and
Funding in the San Diego Sub-Region Funding Area

12/2014


**COUNTY OF RIVERSIDE
BOARD OF SUPERVISORS**

By 
MARION ASHLEY, Chairman
Supervisor, Fifth District
Riverside County Board of Supervisors

ATTEST: .

KECIA HARPER-IHEM
Clerk of the Board

Date: JAN 06 2015

By 
Deputy

APPROVED AS TO FORM:

GREGORY P. PRIAMOS
County Counsel

By 
Aaron Gettis
Deputy County Counsel



360 Lakeside Ave.
Redlands, CA 92373
(909) 793-8498 www.intpln.com

June 12, 2009

RECEIVED

JUN 15 2009

MWD OF OC

Karl Seckel, Assistant General Manager
Municipal Water District of Orange County
18700 Ward Street
Fountain Valley, CA 92708

Dear Mr. Seckel,

Please find enclosed your agencies Original Memorandum of Understanding for Integrated Regional Water Management Planning and Funding in the San Diego Sub-Region Funding Area with attached original signatures. The Tri-County FACC agreement is fully executed among all nine parties. I want to thank all the staff, legal counsels and management that worked on the agreement. They all contributed greatly to its success.

It was our pleasure to help facilitate and coordinate this one of a kind agreement in an IRWM funding in California. We look forward to working with you in the future.

Thank you for your support and cooperation. If you have any questions please do not hesitate to contact me directly.

Sincerely,

Daniel B. Cozad
Principal
Integrated Planning and Management Inc.

**MEMORANDUM OF UNDERSTANDING
FOR INTEGRATED REGIONAL WATER MANAGEMENT PLANNING AND
FUNDING IN THE SAN DIEGO SUB-REGION FUNDING AREA**

PARTIES:

This Memorandum of Understanding (MOU) is entered into this 28th day of April 2009 (Effective Date) among the Parties listed below:

1. San Diego County Regional Water Management Group (RWMG), hereinafter SDRWMG Planning Region Agencies, includes the following members:

CITY OF SAN DIEGO, hereinafter SD CITY; COUNTY OF SAN DIEGO, hereinafter SD COUNTY; and SAN DIEGO COUNTY WATER AUTHORITY, hereinafter SDCWA.

2. Orange County RWMG, hereinafter OCRWMG Planning Region Agencies, includes the following members: COUNTY OF ORANGE, hereinafter ORANGE COUNTY; MUNICIPAL WATER DISTRICT OF ORANGE COUNTY, hereinafter MWDOC; and SOUTH ORANGE COUNTY WASTERWATER AUTHORITY, hereinafter SOCWA.

3. Riverside County Upper Santa Margarita RWMG, hereinafter RCRWMG Planning Region Agencies, includes the following members: RIVERSIDE COUNTY FLOOD CONTROL AND WATER CONSERVATION DISTRICT, hereinafter RCFCWCD; COUNTY OF RIVERSIDE, hereinafter RIVERSIDE COUNTY; and RANCHO CALIFORNIA WATER DISTRICT, hereinafter RCWD.

Agencies acting collectively under this agreement are the TRI-COUNTY FUNDING AREA COORDINATING COMMITTEE, hereinafter called the TRI-COUNTY FACC. The agencies also are sometimes referred to in this MOU collectively as "Parties" and individually as "Party."

RECITALS:

- A. Proposition 84, the Safe Drinking Water, Water Quality and Supply, Flood Control, River and Coastal Protection Act (Public Resources Code, sections 75020-75029), authorizes the Legislature to appropriate funding for competitive grants for Integrated Regional Water Management (IRWM) projects. Funding is administered by the Department of Water Resources (DWR).
- B. The intent of the Act is to encourage integrated regional strategies for management of water resources and to provide funding through competitive grants, for projects that protect communities from drought, protect and improve water quality, promote environmental stewardship, and improve local water security by reducing dependence on imported water.
- C. The San Diego Sub-Region, also known as the San Diego Funding Area, comprises the three Parties – the SDRWMG, OCRWMG and RCRWMG. The boundaries of the SDRWMG, OCRWMG and RCRWMG are shown in Attachment A, and coordinated through this MOU.
- D. 1. The San Diego Sub-Region has been allocated \$91 million through Proposition 84.
2. For the purposes of this agreement, the formula for allocating funds among the Parties will be based on a combination of land area and population as of 2007. The division of funding shall be consistent with Attachment B.
- E. DWR may establish standards to guide the selection of IRWM projects within the funding areas identified in the measure and shall defer to approved local project selection,

reviewing projects only to ensure they are consistent with Public Resources Code section 75028 (a).

- F. Each Party has prepared an accepted IRWM plan and desires close coordination to enhance the quality of planning, identify opportunities for supporting common goals and projects, and improve the quality and reliability of water in the Funding Area. The Parties will coordinate and work together with their advisory groups to identify projects of value across planning regions, identify funding for highly ranked projects, and support implementation.
- G. The San Diego Funding Area will balance the necessary autonomy of each planning region to plan for itself at the appropriate scale with the need to coordinate among themselves to improve inter-regional cooperation and efficiency. By consensus, the Parties have developed an agreement to improve the IRWM planning process in the Funding Area to coordinate planning across planning region lines and facilitate the appropriation of funding for IRWM projects by DWR.
- H. The Parties will coordinate on grant funding requests to ensure that the sum of the total grant requests does not exceed the amount identified for the funding region.

The RECITALS are incorporated herein and the PARTIES hereby mutually agree as follows:

1. Definitions

The following terms and abbreviations, unless otherwise expressly defined in their context, shall mean:

- A. **Funding Area** – The 11 regions and sub-regions referenced in Public Resources Code section 75027(a) and allocated a specific amount of funding to support IRWM activities. The San Diego Funding Area incorporates lands in the San Diego Regional Water Quality Control Board jurisdiction as of 2004, including portions of San Diego, Orange and Riverside counties.
- B. **RWMG** –An RWMG is comprised of at least three agencies, two of which must have statutory authority over water management. An RWMG is the documented leader of IRWM planning and implementation efforts in a planning region.
- C. **Planning Region** – Planning regions integrate stakeholders, agencies and projects in their regions and coordinate with other planning regions and DWR. The boundaries of the three planning regions in the San Diego Funding Area shown in attachment A.
- D. **Tri-County Funding Area Coordinating Committee (Tri-County FACC)** –Will comprise at least one representative from each recognized RWMG in the Funding Area. The Tri-County FACC will meet periodically to discuss issues pertaining to the Funding Area and make recommendations to the RWMGs.
- E. **Watershed Overlay Areas** – Identified areas within a watershed that cross planning region boundaries. Watershed Overlay Areas will be subject to special coordination and collaboration between the appropriate planning regions to ensure maximum watershed benefits in the IRWM plans of the Funding Area. The Santa Margarita and the San Mateo Watershed Overlays are shown in Attachment A.
- F. **Watershed Overlay Subcommittee** –The overlay subcommittee will be formed to identify projects that pertain to the watershed overlay areas and recommend them to the Tri-County FACC. The Subcommittee will comprise a representative of each Party in the watershed overlay area as well as other stakeholders agreed upon by the parties. The overlay subcommittee will meet at least twice during the update planning process to coordinate planning and project review; further meetings will occur as necessary. Meetings of the subcommittee will be open to all Tri-County FACC members.
- G. **Watershed Overlay Projects** – Projects identified in an Watershed Overlay Area identified as valuable and benefiting from cross boundary coordination.

- H. **Common Programs** – Programs eligible for IRWM funding that are identified by the Tri-County FACC as benefiting the entire Funding Area and have participation from at least two Planning Regions.
- I. **Advisory Committee**– The recognized committee of stakeholders advising a planning region's RWMG and/or governing agencies on key issues related to IRWM planning and grant applications.

2. General Planning Cooperation via Tri-County FACC

All planning regions will meet at least twice per year through the Tri-County FACC. The actual number of meetings will depend on the amount and intensity of planning and coordination efforts of the Planning Regions. The efforts of the Tri-County FACC will be to enhance the quality of planning, identify opportunities for supporting common goals and projects, and to improve the quality and reliability of water in the Funding Area. The planning efforts will support the watershed-based approach through integration and coordination across planning regions in the watershed overlay areas.

3. Mutual Plan Reference and Consistency

Each plan prepared in the funding area will contain references to the entire Funding Area, to the coordination that is occurring among planning regions, and to this MOU. Each planning region will share its description of these matters with other planning regions to promote consistency with the goal of using common language as the IRWM plans are modified. The three RWMGs also will seek to place these common sections in the same location in their plans. Further consistency or cooperative efforts may be added with the agreement of the Parties.

4. Coordination of Submittals and Applications

To facilitate DWR's review process, all planning regions will coordinate their Region Acceptance Process submittals and IRWM grant applications. To the greatest extent practicable, the planning regions will develop common sections, tables and maps and place them in the same locations in their submittals and applications. The planning regions will preface their submittals and applications with information noting the common material and its location in the documents.

5. Watershed Overlay Areas

Through the Tri-County FACC or the overlay subcommittee, the planning regions will cooperate in identifying Overlay Projects that cross Planning Region boundaries. Overlay Projects that benefit multiple planning regions will be identified and may be jointly funded, administered, or implemented. A watershed overlay subcommittee of the Tri-County FACC will be formed for the Santa Margarita Watershed and the San Mateo Creek Watershed overlay areas as shown in Attachment A. Overlay Projects of importance to the Watershed Overlay Area planning regions would be recommended for coordination and due consideration in those Planning Regions' project selection processes.

6. Common Programs

The common programs found by the Tri-County FACC to be of high value for all planning regions will be identified and recommended for high priority placement in the planning regions' ranking of projects for funding. While each planning region will select projects in accordance with its own process, the regions will cooperate on the implementation of common projects programs if these efforts are selected for funding.

7. Advisory Committee Cross Membership

Each planning region with an advisory committee will invite the other advisory committees in the Funding Area to participate as a non-voting member in its committee to promote understanding, communication and coordination.

8. Scope of the Agreement

Nothing contained within this MOU binds the parties beyond the scope or term of this MOU unless specifically documented in subsequent agreements, amendments or contracts. Moreover, this MOU does not require any commitment of funding beyond that which is voluntarily committed by separate board actions, but recognizes in-kind contributions of RWMG agencies and stakeholders. Non-substantive or minor changes to this MOU that have the support of all RWMG agencies may be documented to become part of this MOU.

9. Term of Agreement

The term of this MOU is from its Effective Date shown above to December 31, 2014 unless extended by mutual agreement of the Parties.

10. Modification or Termination

This MOU may be modified or terminated with the concurrence of the RWMG agencies and effective upon execution of the modification or termination by all the RWMG agencies.

11. Withdrawal

Any PARTY may withdraw from the Tri-County FACC after giving a written 60-day notice to the other Parties.

12. Notice

Any notices sent or required to be sent to any party shall be mailed to the following addresses:

SDRWMG Agencies

Ken Weinberg, Director of Water Resources
San Diego County Water Authority
4677 Overland Ave., San Diego CA 92129

Marsi Steirer, Deputy Director of Water Resources and Planning
City of San Diego
600 B Street, Suite 400, San Diego CA 92101

Kathleen Flannery, CAO Project Manager
County of San Diego
1600 Pacific Highway, Room 212, San Diego CA 92101

OCRWMG Agencies

Mary Anne Skorpanich, Director, OC Watersheds
Orange County Public Works
333 W. Santa Ana Blvd., 5th Floor, Santa Ana, CA 92701

Karl Seckel, Assistant General Manager
Municipal Water District of Orange County
18700 Ward Street, Fountain Valley, CA 92708

Tom Rosales, General Manager
 South Orange County Wastewater Authority
 34156 Del Obispo Street, Dana Point, CA 92629

RCRWMG Agencies

Perry Louck, Director of Planning
 Rancho California Water District
 42135 Winchester Road, Temecula, CA 92590

Mike Shetler, Senior Management Analyst
 County of Riverside
 4080 Lemon Street 4th floor, Riverside, CA 92501

Warren D. Williams
 Riverside County Flood Control and Water Conservation District
 1995 Market St. Riverside, CA 92501

13. Funding Uncertainties

The RWMG agencies cannot be assured of the results of these coordination efforts and applications for funding. Nothing within this MOU should be construed as creating a promise or guarantee of future funding. No liability or obligation shall accrue to the Parties if DWR does not provide the funding. The Parties are committed to planning and coordinating notwithstanding IRWM funding. The form of such coordination may change based on the sources of funding.

14. Indemnification

To the fullest extent permitted by law, each Party shall defend, indemnify and hold harmless the other Parties, their consultants, and each of their directors, officers, agents, and employees from and against all liability, claims, damages, losses, expenses, and other costs including costs of defense and attorneys' fees, arising out of or resulting from or in connection with work performed pursuant to this MOU. Such obligation shall not apply to any loss, damage, or injury, as may be caused by the sole negligence or willful misconduct of a Party, its directors, officers, employees, agents, and consultants.

15. Other Provisions

The following provisions and terms shall apply to this agreement.

- A. This MOU is to be construed in accordance with the laws of the State of California. Any action at law or in equity brought by any of the Parties shall be brought in a court of competent jurisdiction in Riverside, Orange or San Diego Counties, and the parties hereto waive all provisions of law providing for change of venue in such proceedings to any other county.
- B. If any provision of this MOU is held by a court to be invalid, void or unenforceable, the remaining provisions shall be declared severable and shall be given full force and effect to the extent possible.
- C. This MOU is the result of negotiations between the parties hereto and with the advice and assistance of their respective counsels. No provision contained herein shall be construed against any Party because of its participation in preparing this MOU.
- D. Any waiver by a Party of any breach by the other of any one or more of the terms of this MOU shall not be construed to be a waiver of any subsequent or other breach of the same or of any other term hereof. Failure on the part of any of the respective Parties to require


- from the others exact, full and complete compliance with any terms of the MOU shall not be construed to change the terms hereof or to prohibit the Party from enforcement hereof.
- E. This MOU may be executed and delivered in any number of counterparts or copies, hereinafter called "Counterpart", by the parties hereto. When each Party has signed and delivered at least one Counterpart to the other parties hereto, each Counterpart shall be deemed an original and, taken together, shall constitute one and the same MOU, which shall be binding and effective as to the Parties hereto.
- F. This MOU is intended by the parties hereto as their final expression with respect to the matters herein, and is a complete and exclusive statement of the terms and conditions thereof. This MOU shall not be changed or modified except by the written consent of all Parties hereto.

IN WITNESS WHEREOF, the parties hereto have executed this Agreement on the dates shown on the attached counterpart signature pages:

San Diego County Water Authority


In WITNESS WHEREOF, each party hereto has executed this AGREEMENT as of the date set forth above.

Date: April 20, 2009

By: 
 KEN WEINBERG
 Director of Water Resources

APPROVED AS TO FORM
 San Diego County Water Authority

Date: April 8, 2009


By: 
 General Counsel
 San Diego County Water Authority

City of San Diego

In WITNESS WHEREOF, each party hereto has executed this AGREEMENT as of the date set forth above.

CITY OF SAN DIEGO


Date: 4/13/09

By: 
W. DOWNS PRIOR
Principal Contract Specialist

I HEREBY APPROVE the form and legality of the foregoing Memorandum of Understanding.

JAN I. GOLDSMITH
City Attorney


Date: 4/14/09

By: 
Raymond C. Palmucci
Deputy City Attorney

Mr. W. Downs Prior
City of San Diego
Purchasing and Contracting Department
1200 3rd Avenue, Suite 200
San Diego, CA 92101

San Diego County

In WITNESS WHEREOF, each party hereto has executed this AGREEMENT as of the date set forth above.

Date: 5/4/09 By: 
JOHN L. SNYDER, Director
Department of Public Works

APPROVED AS TO FORM
County Counsel
San Diego County, California


Date: 4/20/09 By: 
Deputy County Counsel

John L. Snyder, Director
Department of Public Works
County of San Diego
5555 Overland Ave, Bldg.2, Mailstop O332
San Diego, CA 92123


Attachment A**Orange County Agencies**

IN WITNESS WHEREOF, each party hereto has executed this Agreement by a duly authorized representative as of the date set forth above.


ORANGE COUNTY PUBLIC WORK


By  Date May 19, 2009
Name: Bryan Speegle
Title: Director

APPROVED AS TO FORM: COUNTY COUNSEL


By  Date 5/21/2009
Name: Geoffrey K. Hunt
Title: Deputy

MUNICIPAL WATER DISTRICT OF ORANGE COUNTY


By: 
Wayne A. Clark, President


By: 
Kevin P. Hunt, General Manager

APPROVED AS TO FORM:


Daniel Payne, McCormick, Kidman & Behrens
Legal Counsel for Municipal Water District
of Orange County

SOUTH ORANGE COUNTY WASTEWATER AUTHORITY

By 
Chairman


By 
Secretary

APPROVED AS TO FORM:
BOWIE, ARNESON, WILES & GIANNONE
Legal Counsel-South Orange County Wastewater Authority

By 
Patricia B. Giannone


**MEMORANDUM OF UNDERSTANDING
FOR INTEGRATED REGIONAL WATER MANAGEMENT PLANNING AND
FUNDING IN THE SAN DIEGO SUB-REGION FUNDING AREA**

RANCHO CALIFORNIA WATER DISTRICT
A California Water District

By: 
MATT STONE, General Manager

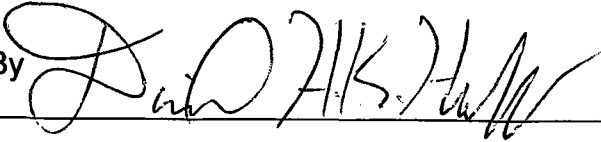
Date: 4-20-2009

ATTEST:


KELLI GARCIA, District Secretary


APPROVED AS TO FORM:

Pamela Walls
County Counsel

By 

David H.K. Huff
Assistant County Counsel

County of Riverside
Board of Supervisors

By 

Jeff Stone, Chairman
Supervisor, Third District
Riverside County Board of Supervisors

ATTEST:

KECIA HARPER-IHEM
Clerk of the Board

Date: MAR 31 2009

By 
Deputy


MAR 31 2009 3.7

IN WITNESS WHEREOF, the parties hereto have executed this

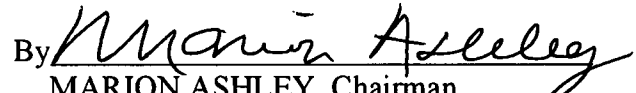
MAR 31 2009

Agreement on _____
(to be filled in by Clerk of the Board)

RECOMMENDED FOR APPROVAL

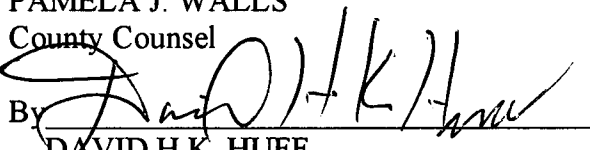
By 
WARREN D. WILLIAMS
General Manager-Chief Engineer

**RIVERSIDE COUNTY FLOOD CONTROL
AND WATER CONSERVATION DISTRICT**

By 
MARION ASHLEY, Chairman
Riverside County Flood Control and
Water Conservation District Board of
Supervisors

APPROVED AS TO FORM:

PAMELA J. WALLS
County Counsel


By 
DAVID H.K. HUFF
Deputy County Counsel

Dated 3/18/09

ATTEST:

KECIA HARPER-IHEM

Clerk of the Board

By 
Deputy

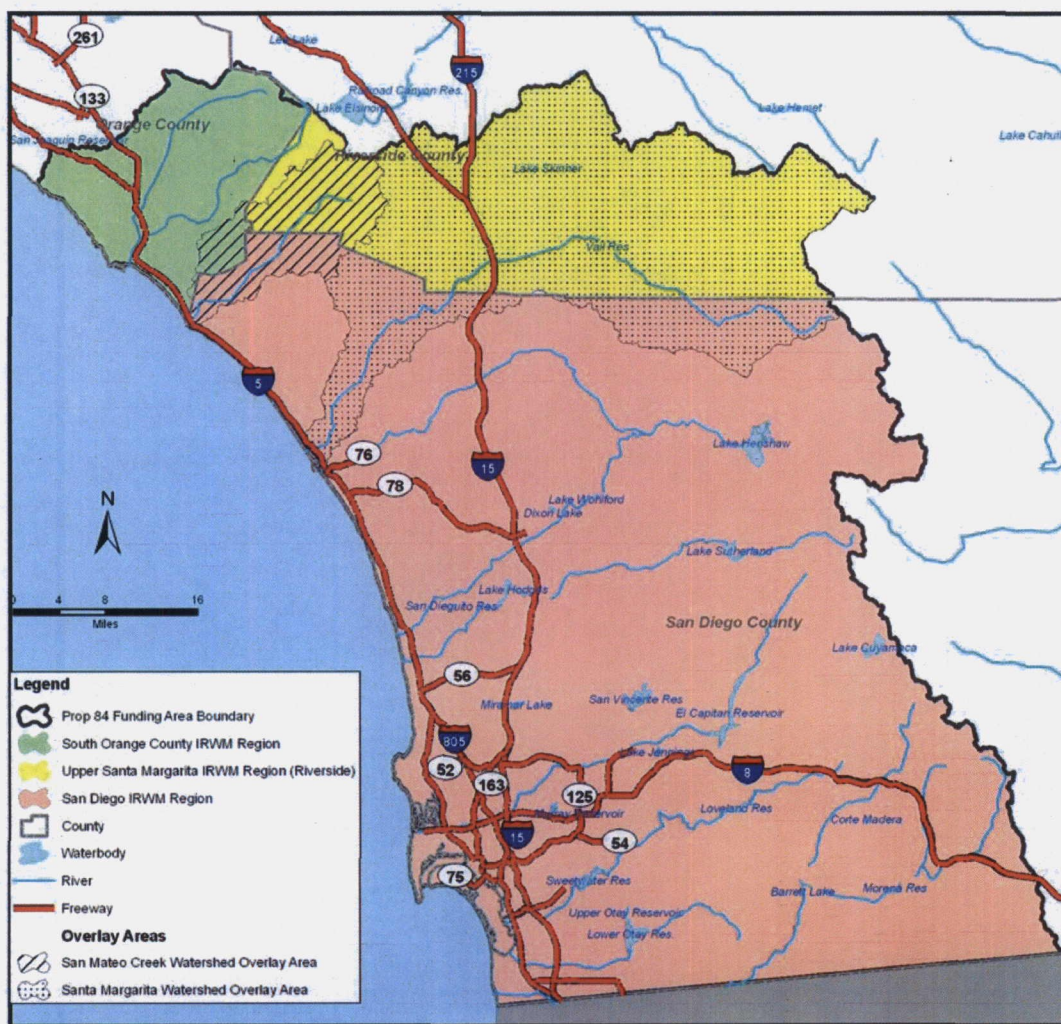
(SEAL)

MAR 31 2009 11.4

Attachment A

Funding Area and Planning Region Boundaries with Watershed Overlay Areas

The San Diego, Orange County and Riverside County Upper Santa Margarita planning regions are of an appropriate scale to allow integrated planning and provide for proper local interaction. The creation of planning regions larger than those outlined in the map below would limit local involvement and reduce the value of the planning to the region, the funding area, and the state.



Attachment B

Allocation of Proposition 84 Funds

Each of the three planning regions has IRWM project and program needs that far exceed the funding allocated to the funding area. Significant local match funding for selected projects is available in each planning region. Funding for planning and timing of implementation may vary among the planning regions. Because of these factors and because not all of the Proposition 84 funding will be made available at the same time, the Tri-County FACC members will cooperate and coordinate on individual funding cycle applications to ensure that the sum of the total grant requests does not exceed the amount identified for the funding region in any given cycle. Total allocations to the parties will be divided according to the schedule below. The allocations are based on a formula that is similar to that used to allocate funding in the Proposition 84 bond language. (Note: Proposition 84 allocates \$91 million to the San Diego Funding Area. DWR has indicated it will spend approximately 5 percent of the funds for program delivery costs. Therefore, the allocations to the three planning regions are indicated in percentages of the total funds that will be available over the life of the program.)

Planning Region	Population	Acres Area	Allocations (in % of \$ totals)		
			\$25 M on Land	\$66 M on Population	Total
Riverside Upper Santa Margarita	253,329	405,233	16.4%	6.4%	9.1%
South Orange County	597,348	168,192	6.8%	15.2%	12.9%
San Diego County	3,092,351	1,901,203	76.9%	78.4%	78%
Total	3,943,028	2,474,628	100%	100%	100%



INFORMATION ITEM

January 4, 2016

TO: Planning & Operations Committee
(Directors Osborne, Barbre, Hinman)

FROM: Robert Hunter, General Manager Staff Contact: Karl Seckel

SUBJECT: Status Update on the OC Water Reliability Study – January 2016

STAFF RECOMMENDATION

Staff recommends the Planning & Operations Committee receives and files the report.

COMMITTEE RECOMMENDATION

Committee recommends (To be determined at Committee Meeting)

OVERVIEW

Two of the four Workshops on Phase 1 of the OC Water Reliability Study have been held; these occurred on November 30 and December 14. Summaries of those discussions are below.

Upcoming meetings and the topics to be covered include:

- January 4 Topics
 - Updated GAP for the OCWD Basin based on changes in modeling the BPP
 - How the results of the GAP Analysis will be used in the Phase 2 Work
 - How the Economic Analysis will be approached in Phase 2
 - Questions and Answers on all topics covered to date
 - Recommendations for outreach efforts
 - What is needed for the January 21 FINAL WORKGROUP MEETING
- January 21 Topics
 - Phase 2 Scope of Work
 - Input for moving forward

Budgeted (Y/N): n/a	Budgeted amount: n/a	Core ✓	Choice __
Action item amount: n/a		Line item:	
Fiscal Impact (explain if unbudgeted):			

November 30 Meeting

The first of the Phase 1 extended Workgroup meetings took place on November 30. MWDOC invited all agencies to send representatives to the meeting, especially agency representatives who had not made the prior workgroup meetings. In all, 21 agencies attended the three-hour meeting held at the City of Santa Ana. The agenda covered in detail the modeling and analysis to date. Discussion points included:

- MET's Integrated Resources Plan and their large recycling project for groundwater replenishment
- Demands and the NEW normal
- Accuracy of projections
- California Fix Implications
- Climate Change Implications
- Probabilities vs plausibility
- Storage
- Demand Reduction by the SWRCB
- Outreach

December 14 Meeting

The second of the Phase 1 extended Workgroup meetings took place on December 14. The topic of the meeting focused on emergency response (SYSTEM RELIABILITY) and MWDOC invited all agencies including operations staff due to the topic (plus they received continuing education units). In all, 22 agencies (plus MET and the Division of Drinking Water) attended the two-hour meeting held at the City of Santa Ana. The agenda focused on the spreadsheet MWDOC developed to examine recovery efforts in the event of (a) a 60-day outage of the MET system, or (b) a 7 day power grid outage, followed by 53 days of outage of the MET system. Discussion points included:

- Level of demand to plan for emergency situations
- Earthquake damages
- Reliability of the Diemer Plant
- Non-MET regional pipelines in OC
- Use of storage in tanks and reservoirs
- Electrical outage durations
- Generators and fuel supplies
- Follow-up with Kevin Hostert

Other recent outreach presentations have included:

- OCBC Infrastructure Committee on Dec 8
- WACO on Dec 11

Next Steps

Staff will bring a scope of work and proposal to the February P&O Committee to fund the CDM-Smith efforts for the Phase 2 work. The work can begin on February 17 following Board approval and should take several months to complete.

Status of Ongoing MWDOC Reliability and Engineering and Planning Projects

December 28, 2015

Description	Lead Agency	Status % Complete	Scheduled Completion Date	Comments
Baker Treatment Plant or Expansion of Baker Water Treatment Plant	IRWD, MNWD, SMWD, ETWD Trabuco CWD		On line date is summer 2016	No NEW Information; construction is proceeding towards a start-up in 2016
Doheny Desalination Project	South Coast Water District, Laguna Beach CWD			<p>South Coast Water District and its consulting team is continuing to pursue the Doheny Desal Project. Major items scheduled over the next year include:</p> <ul style="list-style-type: none"> • Historical Doc Summary TM1 • Environmental & Permitting Roadmap TM2 • Brine Outfall Analysis TM3 • Preliminary Design Report and Cost Estimate TM5 • EIR Process • Environmental Permitting Approvals & Hearings • Public Outreach TM4 • Project Funding • Project Delivery Method TM6 • Economic Analysis TM7 <p>Key among those, probably for the April/May timeframe will be the updated cost estimate and the economic analysis.</p>

Description	Lead Agency	Status % Complete	Scheduled Completion Date	Comments
				<p>Karl Seckel and Rob Hunter met with the Doheny Desal Participants from the Pilot Plant and Extended Pumping Test (2008 – 2013) to discuss the existing Lease with the State Parks and Removal of the Test Well and other facilities. The results of the discussions were:</p> <ul style="list-style-type: none"> • South Coast is interested in maintaining the existing MWDOC lease at their cost following removal of the Test Well; none of the other agencies were opposed to this proposal. • South Coast briefed the other agencies regarding their on-going work and proposal to begin with a 4 to 5 mgd facility and then expand it, possibly up to the 15 mgd size. They are finishing up their Foundational Action Grant Modeling in January and continuing to coordinate with the SJBA on the work. The SJBA Foundational Grant will also be wrapping up work in January. The work conducted under both grants will be discussed by independent Science Advisory Panels being organized by NWRI. • MNWD and San Clemente expressed interest in the work South Coast is performing at this time especially at the point when they have an updated cost of the water from the facilities (should be by May 2016 or sooner). • LBCWD indicated they are optimistic about being able to utilize their 2,000 AF of pumping in the OCWD basin and indicated they may not be interested in an ocean desalination project (action needs to be considered by the Board)

Description	Lead Agency	Status % Complete	Scheduled Completion Date	Comments
				<ul style="list-style-type: none"> San Juan indicated with all of the changes they are facing at this time, they probably are not interested in the ocean desalination project. The group agreed that MWDOC should proceed with the appropriate notifications to the State Park and should develop the plans and specifications and award a construction contract for removal of the Test Well and shall also seek salvage costs for the Mobile Test Facility. MWDOC has retained \$356,000 for the work to be completed.
Poseidon Resources Ocean Desalination Project in Huntington Beach				OCWD has continued work on evaluating where the product water produced from the Poseidon Project would be utilized, either for the seawater barrier operations, injection or replenishment in the groundwater basin, for direct delivery to other agencies or some combination thereof. The presentation is being scheduled for a future OCWD meeting. Karl Seckel has been participating with OCWD in meetings on the report.
Orange County Water Reliability Study				<p>The second of the Phase 1 extended Workgroup meetings took place on December 14 and specifically target SYSTEM RELIABILITY ISSUES. MWDOC invited all agencies to send representatives to the meeting, especially agency representatives who had not made the prior workgroup meetings and put a special request out to operations staff from all agencies specifically on the issue of Emergency Response. In all, 22 agencies attended the two-hour meeting held at the City of Santa Ana, plus a representative from MET and a representative from the Division of Drinking Water.</p> <p>The meeting included review and input of the planning spreadsheet</p>

Description	Lead Agency	Status % Complete	Scheduled Completion Date	Comments
				<p>developed by MWDOC to assist in reviewing the ability of each agency to respond to:</p> <ul style="list-style-type: none"> • Outages of the Import System for up to 60 days • Outages of the Electrical Grid for up to 7 days <p>There were quite wide-ranging discussions. MWDOC offered to meet individually with any of the agencies to walk through the analysis.</p> <p>Subsequent meetings have been scheduled for:</p> <ul style="list-style-type: none"> • Jan 4 – Supply Reliability GAPS, Illustration of Strategies to Reduce the GAPS and Economic Methods for Comparison of strategies • Jan 21 – Discussion of Policy Issues and Scope for Phase 2 <p>This should allow Phase 2 to begin in February and proceed over the subsequent three months.</p>
Other Meetings/Work				
				<p>Rob Hunter and Karl Seckel met with Brian Thomas to discuss issues associated with the EOCF#2. Brian will be assisting in upcoming meetings with MET regarding options for OC use of the EOCF#2 to convey either Poseidon Water or Groundwater.</p>
				<p>Karl Seckel and Jonathan Volzke participated in a Radio Interview with Jerry Amante and Brandon Wong from the ACCOC on Water, Droughts, El Nino, Storage and Reliability.</p>

Description	Lead Agency	Status % Complete	Scheduled Completion Date	Comments
				The broadcast was through the City Square Radio Podcast (link follows http://thecitysquare.podbean.com/e/mwdocs-assistant-general-manage-karl-seckel-reports-on-water-in-oc/)
				MWDOC hosted the retirement event for Richard Bell.
				Karl Seckel presented on the Water Reliability Study at the WACO meeting on December 11. The presentation and recording should be posted soon on the WACO website hosted by MWDOC.
				Karl Seckel, Keith Lyon and Kevin Hostert continued working with EOCWD staff and MET staff to discuss a flow testing process along with a visual inspection of a check valve and a venturi meter at the OC-70 service connection. The work is intended on locating an apparent flow discrepancy between the EOCWD system and the MET meter. Complicating factors include a check valve that may be malfunctioning and the potential for hydraulic swirls to be causing metering discrepancies at the facility. The work was rescheduled to January to provide time for EOCWD to move an existing meter to improve the accuracy for comparison purposes.
				MET has published their DRAFT IRP Report and their DRAFT Urban Water Management Plan. Both of these documents can be downloaded from the MET website. Both documents are 300 to 400 pages in length.

**Status of Ongoing WEROC Projects
December 2015**

Description	Comments
General Activities	<p>Karl Seckel and Kelly Hubbard met with Howard Johnson to discuss technical considerations for the upcoming WEROC grant projects. Howard contributed to the brain storming session based on his operational knowledge from when he worked at a Utility and from his consulting background.</p>
Coordination with Member Agencies	<p>Kelly provided 3 hour trainings on ICS 100, ICS 700 & SEMS at Moulton Niguel Water District (2 sessions) and Westminster (1 session). These are required classes for National Incident Management System (NIMS) compliance, which is required for Homeland Security Grant funding. Approximately 100 water utility staff attended the 3 sessions.</p> <p>Kelly was asked to participate in the South County Agency's Operations Meeting in December. The meeting was focused on El Nino preparations and flood response concerns. Kelly provided the group an update on the County's response plans, resource availability, disaster documentation and how to activate WEROC for support.</p> <p>Kelly led the Public Affairs Working (PAW) is a discussion about pre-scripted public outreach concepts for when the Potable Drinking Water Trailers are going to be used or for general disaster response. She will continue to work with Public Affairs staff from other agencies to develop templates and sharable tools.</p> <p>Kelly attended the OC Reliability Study Meeting for Operators. The meetings purpose was to get Operator feedback on the reliability plan. A lot of really good information was shared in regards to power supply and fueling needs.</p> <p>Brandon completed a bi-annual WEROC Agency Contact update. It is important to note that contact information updates are time intensive because updates received must then be inputted into multiple spreadsheets, documents, binders at multiple locations, and applications (including Crisis Plan).</p>

Description	Comments
Coordination with the County of Orange	<p>On-Going: The Orange County Fire Authority (OCFA) received grant funding to develop 20 Wildland Urban Interface (WUI) Fire Response Plans. These purpose of these plans is to provide the first response agencies immediate information that is needed for an initial response (first 4-6 hours of a major fire). They include concepts of burn history, evacuation routes, hazards, water supply etc. They are meant to be short and concise for “initial fire attack operations.” Kelly requested that the water utilities within each fire planning zone be included in the plan process. Significant time has been dedicated to ensuring the water utilities are involved in the planning process and that critical information about water supply and critical facilities is included in these plans.</p>
Coordination with Outside Agencies	<p>Kelly participated in the first California Emergency Services Association (CESA), Emergency Master Mutual Aid (EMMA) Conference Call. The purpose of this group is to evaluate how the EMMA system worked during the Lake County response and what needs to be improved to make it more effective. This work will be critical in how water utilities are supported in future disasters.</p> <p>Brandon is performing a bi-annual update to the CalWARN Region 1 Agency Contact Information. Brandon verified new signatories since the last update to ensure all agency information was captured.</p>
WEROC Emergency Operations Center (EOC) Readiness	<p>The following WEROC EOC Activation Plan contact lists were updated and published in Crisis Plan: AlertOC, WEROC, Water Quality, 24 Hour, Public Information Officer, Radio, and Master Phone Book. Staff is working to identify ways to continue to improve the application and to develop efficient processes for maintenance.</p> <p>Brandon completed an update of the WEROC Operational Area (OA) Liaison Standard Operating Procedures (SOP) at the Operational EOC.</p> <p>Staff participated in the OC Operational Area Radio Test and the MET Radio Test.</p>

Status of Water Use Efficiency Projects

December 2015

Description	Lead Agency	Status % Complete	Scheduled Completion or Renewal Date	Comments
Smart Timer Rebate Program	MWDSC	Ongoing	Ongoing	For November 2015, 151 residential and 43 commercial smart timers were installed in Orange County. For program water savings and implementation information, please see MWDOC Water Use Efficiency Program Savings and Implementation Report.
Rotating Nozzles Rebate Program	MWDSC	Ongoing	Ongoing	For November 2015, 4,348 rotating nozzles were installed in Orange County. For program savings and implementation information, please see MWDOC Water Use Efficiency Program Savings and Implementation Report.
Water Smart Landscape Program	MWDOC	On-going	June 2016	In November 2015, a total of 12,677 meters received monthly irrigation performance reports comparing actual water use to a landscape irrigation budget customized to each meter. For program savings and implementation information, please see MWDOC Water Use Efficiency Program Savings and Implementation Report.
SoCal WaterSmart Residential Indoor Rebate Program	MWDSC	On-going	On-going	In November 2015, 190 high efficiency clothes washers and 879 high efficiency toilets were installed through this program. For program savings and implementation information, please see MWDOC Water Use Efficiency Program Savings and Implementation Report.

SoCal Water\$mart Commercial Rebate Program	MWDSC	On-going	On-going	<p>In November 2015, 621 high efficiency toilets, 459 multi-family high efficiency toilets, 685 premium high efficiency toilets, 780 plumbing control valves, 1 cooling tower conductivity controller, and 1 ice making machine were installed through this program.</p> <p>For program savings and implementation information, please see MWDDOC Water Use Efficiency Program Savings and Implementation Report.</p>
Industrial Process Water Use Reduction Program	MWDDOC	September 2016	95%	<p>A of 41 Focused Surveys and 19 Comprehensive Surveys have been completed or are in progress. To date, 15 companies have signed Incentive Agreements. Updated discharger lists have been obtained, and outreach is continuing to sites with feasible water savings potential. As a result of this program, 359 AFY of water savings is being achieved.</p>
MWDDOC Conservation Meeting	MWDDOC	Monthly	On-going	<p>This month's meeting was held on December 3, 2015 at MWDDOC. The next meeting will be on February 4, 2016 at MWDDOC.</p>
Metropolitan Conservation Meeting	MWDSC	Monthly	On-going	<p>This month's meeting was held on November 19, 2015. The next meeting will be January 21, 2016 at Metropolitan.</p>
Water Smart Hotel Program	MWDDOC	December 2015	95%	<p>MWDDOC was awarded a Bureau of Reclamation grant, to be matched with Metropolitan funds, to conduct up to 30 commercial and landscape audits of hotels. Enhanced financial incentives will be provided to augment the current SoCal Water\$mart rebates.</p> <p>All grant funding for this program has all been fully allocated. A final invoice will be submitted to the Bureau in December 2015, with the final grant report due March 2016.</p>
Turf Removal Program	MWDDOC	Ongoing	On-going	<p>In December 2015, 387 rebates were paid, representing \$1,344,776 in rebates paid this month in Orange County. To date, the Turf Removal Program has removed approximately 11.9 million square feet of turf.</p>

				For program savings and implementation information, please see MWDOC Water Use Efficiency Program Savings and Implementation Report.
California Sprinkler Adjustment Notification System – Base Irrigation Schedule Calculator	MWDOC	55%	December 2015	<p>MWDOC was awarded an additional grant from the Bureau of Reclamation to develop the Base Irrigation Schedule Calculator in support of the California Sprinkler Adjustment Notification System (CSANS). This system will e-mail or “push” an irrigation index to assist property owners with making global irrigation scheduling adjustments. Participants will voluntarily register to receive this e-mail and can unsubscribe at any time.</p> <p>EcoLandscape California (ELC) was selected and approved by the Board to develop the Base Irrigation Schedule Calculator and instructional videos. Development of the calculator is well under way, and production of the promotional and how-to videos will start by year’s end.</p>
Public Spaces Program	MWDOC	87%	December 2015	<p>This program targets publicly-owned landscape properties located in the South Orange County IRWM Plan area and encourages the removal of non-functional turfgrass, the upgrade of antiquated irrigation timers, and the conversion of high-precipitation-rate fixed spray irrigation to low-precipitation-rate rotating nozzles and/or drip irrigation.</p> <p>To date, 12 cities, water districts, or other special districts (i.e., school districts) have applied for funding through this program, of which ten (10) have followed through with projects. Three of those projects were funded in August 2015, with the remaining five to be funded at the end of Calendar Year 2015.</p>
Landscape Irrigation Survey Program	MWDSC	Ongoing	June 2016	Through this program, Metropolitan offers, at no cost, the services of a certified landscape irrigation auditor who will survey and provide written recommendations for qualifying non-residential properties within Metropolitan’s service area.

					To date, 147 sites in the MWDOC service area have contacted Metropolitan to request surveys.
Spray to Drip Conversion Pilot Program	MWDOC	68%	April 2016		<p>This is a pilot program designed to test the efficacy of replacing conventional spray heads in shrub beds with low-volume, low-precipitation drip technology. Through a rebate program format, residential and commercial sites will be encouraged to convert their existing spray nozzles to drip.</p> <p>To date, 142 residential sites and 35 commercial sites have completed spray to drip conversion projects.</p>
CII Performance-Based Water Use Efficiency Program	MWDOC	20%	December 2017		<p>This program will provide enhanced rebate incentives to commercial, industrial, and institutional sites and large-landscape properties (landscapes ≥ 1 acre).</p> <p>The program is in the process of providing incentives to commercial, industrial, and institutional sites</p>
Landscape Training and Outreach	MWDOC & County Stormwater	Ongoing	Ongoing		<p>The Orange County Garden Friendly (OCGF) Pilot Program promotes the use of climate appropriate plants and water efficient irrigation practices, with the overall goals of reducing water runoff and improving outdoor water use efficiency. The Program is a collaborative effort of the Orange County Stormwater Program (OCSF) and the University of California Cooperative Extension (UCCE). Each partner plays a role in planning and implementing the Program.</p>

Orange County

Water Use Efficiency Programs Savings and Implementation Report

Retrofits and Acre-Feet Water Savings for Program Activity

Program	Program Start Date	Retrofits Installed in	Month Indicated		Current Fiscal Year		Overall Program		
			Interventions	Water Savings	Interventions	Water Savings	Interventions	Annual Water Savings[4]	Cumulative Water Savings[4]
High Efficiency Clothes Washer Program	2001	November-15	190	0.55	2,434	23.15	105,801	3,650	20,714
Smart Timer Program - Irrigation Timers	2004	November-15	194	3.00	565	31.52	13,632	4,690	28,969
Rotating Nozzles Rebate Program	2007	November-15	4,348	17.38	22,412	297.57	483,282	2,439	9,738
SoCal WaterSmart Commercial Plumbing Fixture Rebate Program	2002	November-15	2,547	4.94	6,169	33.26	54,335	3,518	34,228
Water Smart Landscape Program [1]	1997	November-15	12,677	904.62	12,677	3,615.21	12,677	10,621	72,668
Industrial Process Water Use Reduction Program	2006	November-15	0	11.41	1	11.41	15	359	1,438
Turf Removal Program[3]	2010	November-15	947,615	11.05	2,868,923	68	10,386,596	1,454	2,982
High Efficiency Toilet (HET) Program	2005	November-15	879	3.12	8,981	159.17	55,255	2,042	11,476
Home Water Certification Program	2013	November-15	0	0.000	42	0.147	301	7,080	15,007
Synthetic Turf Rebate Program	2007						685,438	96	469
Ultra-Low-Flush-Toilet Programs [2]	1992						363,926	13,452	162,561
Home Water Surveys [2]	1995						11,867	160	1,708
Showerhead Replacements [2]	1991						270,604	1,667	19,083
Total Water Savings All Programs				956	2,922,204	4,239	12,443,729	44,157	366,049

[1] Water Smart Landscape Program participation is based on the number of water meters receiving monthly Irrigation Performance Reports.

[2] Cumulative Water Savings Program To Date totals are from a previous Water Use Efficiency Program Effort.

[3] Turf Removal Interventions are listed as square feet.

[4] Cumulative & annual water savings represents both active program savings and passive savings that continues to be realized due to plumbing code changes over time.

HIGH EFFICIENCY CLOTHES WASHERS INSTALLED BY AGENCY

through MWDOC and Local Agency Conservation Programs

Agency	FY 06/07	FY 07/08	FY 08/09	FY 09/10	FY 10/11	FY 11/12	FY 12/13	FY 13/14	FY 14/15	FY 15/16	Total	Current FY Water Savings Ac/Ft (Cumulative)	Cumulative Water Savings across all Fiscal Years	15 yr. Lifecycle Savings Ac/Ft
Brea	132	175	156	42	186	144	93	115	114	44	1,778	0.42	346.94	920
Buena Park	85	114	146	59	230	145	105	106	91	25	1,413	0.26	263.16	731
East Orange CWD RZ	18	22	17	3	23	10	10	8	8	4	185	0.04	38.21	96
El Toro WD	91	113	130	32	162	112	134	121	111	32	1,441	0.32	267.58	746
Fountain Valley	205	219	243	72	289	158	115	102	110	39	2,298	0.35	467.62	1,189
Garden Grove	238	304	332	101	481	236	190	162	165	49	3,234	0.50	642.17	1,673
Golden State WC	339	401	447	168	583	485	265	283	359	112	4,729	1.12	909.54	2,447
Huntington Beach	761	750	751	211	963	582	334	295	319	101	7,942	0.93	1,649.71	4,109
Irvine Ranch WD	1,972	2,052	1,844	1,394	2,621	2,170	1,763	1,664	1,882	733	22,505	6.73	4,163.05	11,645
La Habra	96	136	83	22	179	128	82	114	87	28	1,236	0.24	230.38	640
La Palma	33	35	51	25	76	46	34	25	34	10	429	0.10	78.92	222
Laguna Beach CWD	57	77	77	27	96	57	38	37	39	25	906	0.23	181.10	469
Mesa Water	239	249	246	73	232	176	114	86	89	29	2,354	0.29	498.75	1,218
Moulton Niguel WD	652	716	742	250	1,127	679	442	421	790	368	9,026	3.48	1,692.82	4,670
Newport Beach	245	270	259	57	197	142	116	92	95	42	2,539	0.41	541.12	1,314
Orange	366	365	403	111	349	262	218	163	160	58	3,752	0.61	781.86	1,941
Orange Park Acres	4	8	-	-	-	-	-	-	-	-	12	0.00	3.09	6
San Juan Capistrano	109	103	127	43	190	110	76	73	92	37	1,400	0.41	271.18	724
San Clemente	204	261	278	63	333	206	140	94	141	42	2,517	0.41	494.68	1,302
Santa Margarita WD	654	683	740	257	1,105	679	553	662	792	243	8,926	2.38	1,661.47	4,619
Seal Beach	47	46	57	7	81	51	31	29	38	13	583	0.14	113.18	302
Serrano WD	30	31	23	7	21	20	13	10	26	5	343	0.05	71.90	177
South Coast WD	107	130	148	43	183	112	89	79	68	27	1,524	0.25	297.46	789
Trabuco Canyon WD	69	60	62	28	82	62	30	45	47	20	756	0.20	146.57	391
Tustin	152	146	144	45	174	97	78	59	80	34	1,536	0.33	314.45	795
Westminster	213	171	233	74	329	208	121	82	109	30	2,383	0.29	480.73	1,233
Yorba Linda	288	350	367	117	394	273	181	167	156	67	3,640	0.66	750.20	1,883
MWDOC Totals	7,406	7,987	8,106	3,331	10,686	7,350	5,365	5,094	6,002	2,217	89,387	21.15	17,357.83	17,269
P														
Angels	854	847	781	860	910	477	331	285	295	108	10,311	0.99	2,141.34	5,335
Fulton	269	334	330	69	397	270	200	186	211	70	3,493	0.65	644.54	1,807
Santa Ana	236	235	257	87	355	190	163	131	132	39	2,610	0.36	570.61	1,350
Non-MWDOC Totals	1,359	1,416	1,368	1,016	1,662	937	694	602	638	217	16,414	2.00	3,356.49	3,171
Orange County Totals	8,765	9,403	9,474	4,347	12,348	8,287	6,059	5,696	6,640	2,434	105,801	23.15	20,714.32	20,440
7														

SMART TIMERS INSTALLED BY AGENCY through MWDOC and Local Agency Conservation Programs

Agency	FY 08/09		FY 09/10		FY 10/11		FY 11/12		FY 12/13		FY 13/14		FY 14/15		FY 15/16		Total Program		Cumulative Water Savings across all Fiscal Years
	Res	Comm	Res	Comm	Res	Comm	Res	Comm	Res	Comm	Res	Comm	Res	Comm	Res	Comm	Res	Comm.	
Brea	3	9	0	0	2	0	8	0	9	8	4	0	43	6	6	0	86	72	398.27
Buena Park	3	1	0	0	0	0	4	19	3	0	0	0	4	10	3	0	17	30	85.88
East Orange CWD RZ	0	0	0	0	1	0	5	0	2	0	0	0	2	0	0	0	13	0	3.55
El Toro WD	0	25	2	18	5	5	26	2	7	2	11	0	8	9	5	0	78	330	1,976.08
Fountain Valley	1	0	0	6	2	2	8	2	3	2	4	0	7	10	3	0	48	27	115.04
Garden Grove	2	1	6	0	5	4	7	0	5	2	9	0	10	14	8	6	68	33	108.71
Golden State WC	1	2	9	22	7	4	13	3	9	49	9	25	39	12	3	0	137	139	520.16
Huntington Beach	13	1	6	27	6	36	15	4	18	33	20	35	19	2	24	4	166	166	668.67
Irvine Ranch WD	29	56	14	145	28	153	267	71	414	135	71	59	67	310	14	0	1,200	1,659	7,923.97
La Habra	0	0	0	21	0	0	3	0	4	7	2	0	4	7	81	54	102	90	179.75
La Palma	0	0	0	0	0	0	1	0	1	0	2	0	2	0	1	1	7	1	1.60
Laguna Beach CWD	2	0	2	14	4	1	109	2	76	2	71	0	86	0	0	0	384	19	157.52
Mesa Water	6	7	13	7	7	22	21	0	10	2	15	2	17	28	5	0	138	101	486.67
Moulton Niguel WD	21	23	17	162	36	60	179	31	51	74	40	45	46	95	15	0	530	572	2,337.71
Newport Beach	10	27	7	58	6	6	275	12	242	26	168	75	11	9	67	26	1,047	380	1,959.14
Orange	5	2	2	13	5	8	25	0	20	24	13	9	18	31	7	0	172	142	668.11
San Juan Capistrano	10	0	7	49	13	1	103	2	14	18	6	11	6	19	6	2	186	111	448.82
San Clemente	81	20	13	209	46	11	212	17	26	7	28	2	28	24	21	9	1,009	367	2,058.63
Santa Margarita WD	25	44	10	152	61	53	262	7	53	171	64	93	53	321	11	0	650	1,015	3,564.10
Santiago CWD	0	0	0	0	0	0	0	0	0	0	0	0	0	0	52	1	52	1	3.07
Seal Beach	0	0	0	1	0	0	0	3	1	0	1	36	1	12	0	0	3	52	104.07
Serrano WD	0	0	11	0	4	0	3	0	1	0	0	0	4	0	1	0	24	0	5.95
South Coast WD	11	6	3	10	13	3	78	10	13	16	8	4	104	73	6	0	268	201	828.98
Trabuco Canyon WD	1	0	2	0	2	10	12	0	6	0	2	0	6	1	7	0	81	104	695.31
Tustin	7	9	10	14	10	0	11	0	8	4	9	1	18	14	16	6	93	55	216.03
Westminster	3	0	3	0	1	1	2	0	1	1	2	0	13	17	5	0	46	31	130.97
Yorba Linda	8	5	5	21	25	0	22	0	20	0	12	5	32	2	31	2	236	87	530.60
MWDOC Totals	242	238	142	949	289	374	1,671	185	1,017	583	571	402	648	1,026	398	111	6,841	5,785	26,177.36

Anaheim	9	59	5	46	12	11	23	60	19	10	9	26	7	52	7	9	134	422	1,950.44
Fullerton	2	2	2	39	9	33	22	51	9	29	8	0	40	26	7	6	121	186	642.08
Santa Ana	2	4	1	8	8	0	6	5	8	19	7	8	9	27	14	13	59	84	198.76
Non-MWDOC Totals	13	65	8	93	29	44	51	116	36	58	24	34	56	105	28	28	314	692	2,791.29

Orange County Totals	255	303	150	1,042	318	418	1,722	301	1,053	641	595	436	704	1,131	426	139	7,155	6,477	28,969
-----------------------------	------------	------------	------------	--------------	------------	------------	--------------	------------	--------------	------------	------------	------------	------------	--------------	------------	------------	--------------	--------------	---------------

ROTATING NOZZLES INSTALLED BY AGENCY
through MWDOC and Local Agency Conservation Programs

Agency	FY 10/11			FY 11/12			FY 12/13			FY 13/14			FY 14/15			FY 15/16			Total Program			Cumulative Water Savings across all Fiscal Years
	Small		Large	Small		Large	Small		Large	Small		Large	Small		Large	Small		Large	Small		Large	
	Res	Comm.		Res	Comm.		Res	Comm.		Res	Comm.		Res	Comm.		Res	Comm.		Res	Comm.		
Brea	32	0	0	130	0	0	65	120	0	84	0	157	45	0	0	842	0	498	1,107	0	13.71	
Buena Park	29	0	0	32	0	0	65	0	0	53	0	248	0	0	45	0	509	75	2,535	450.99		
East Orange	0	0	0	340	0	0	55	0	0	30	0	221	0	0	0	0	751	0	0	9.60		
El Toro	174	0	0	357	76	0	23	6,281	0	56	3,288	0	1,741	28,714	0	90	4,457	2,674	45,980	890	635.80	
Fountain Valley	83	0	0	108	0	0	35	0	0	0	0	107	0	0	186	0	674	0	0	8.62		
Garden Grove	38	0	0	119	0	0	95	0	0	80	0	88	50	0	44	0	812	201	0	17.16		
Golden State	303	943	0	294	0	0	257	2,595	0	192	0	583	1,741	0	145	0	2,298	5,308	0	103.21		
Huntington Beach	203	625	0	458	0	0	270	0	0	120	0	798	1,419	0	198	1,432	2,501	7,760	2,681	746.72		
Irvine Ranch	2,411	2,961	0	1,715	4,255	0	25,018	1,014	0	11,010	4,257	0	1,421	632	0	579	1,110	45,392	81,113	2,004	2,658.00	
La Habra	0	0	0	33	90	0	0	0	0	15	0	109	338	0	21	0	202	1,236	900	217.49		
La Palma	0	0	0	0	0	0	0	0	0	0	0	0	0	0	0	0	10	0	0	0.24		
Laguna Beach	156	0	0	763	0	0	3,596	0	0	2,948	878	0	2,879	1,971	0	80	10,829	2,896	0	164.74		
Mesa Water	118	0	0	297	277	0	270	0	0	361	0	229	0	0	148	0	1,899	385	343	117.54		
Moulton Niguel	1,578	0	0	1,225	0	0	512	1,385	0	361	227	0	1,596	4,587	0	624	233	6,853	13,435	2,945	906.76	
Newport Beach	337	1,208	0	640	3,273	0	25,365	50	0	19,349	6,835	0	460	3,857	0	250	670	46,580	21,413	0	949.99	
Orange	135	30	0	343	0	0	264	0	0	245	120	0	304	668	0	303	34	2,842	1,015	0	58.44	
San Clemente	2,612	851	0	4,266	117	1,343	631	172	0	415	5,074	0	326	0	279	0	9,842	7,538	1,343	387.00		
San Juan Capistrano	1,452	0	0	949	0	0	684	30	0	370	0	495	737	0	15	0	5,125	8,136	0	239.81		
Santa Margarita	3,959	3,566	0	4,817	0	0	983	0	0	389	0	1,207	1,513	0	1,211	107	15,541	6,191	611	417.93		
Seal Beach	0	0	0	0	0	0	0	0	0	0	0	40	5,261	0	0	0	155	5,552	0	50.97		
Serrano	364	0	0	58	0	0	190	0	0	105	0	377	0	0	447	0	3,157	0	0	48.77		
South Coast	318	1,772	0	688	359	0	435	0	0	70	0	4,933	13,717	0	116	179	6,809	16,160	0	213.13		
Trabuco Canyon	0	0	0	379	0	0	34	0	0	0	0	56	0	0	130	0	2,086	791	0	52.64		
Tustin	512	0	0	476	1,013	0	378	0	0	329	0	408	0	0	241	45	3,230	1,058	0	60.54		
Westminster	0	0	0	26	0	0	15	0	0	0	0	54	0	0	57	0	343	0	0	5.47		
Yorba Linda	529	0	0	559	0	0	730	0	0	40	990	0	921	0	0	999	5,152	4,359	500	257.09		
MWDOC Totals	15,343	11,856	0	19,072	9,460	1,343	59,970	11,647	0	36,622	21,669	0	19,818	65,250	0	6,208	9,109	176,764	231,709	14,752	8,792.34	

Anaheim	372	382	0	742	38,554	0	459	813	0	338	0	0	498	712	0	174	5,221	0	3,253	45,846	105	575.96
Fullerton	416	0	0	409	0	0	119	0	0	107	0	0	684	1,196	0	280	0	0	2,604	1,260	1,484	306.45
Santa Ana	53	0	0	22	65	0	99	0	0	86	2,533	0	310	0	0	0	1,420	0	859	4,646	0	63.15
Non-MWDOC Totals	841	382	0	1,173	38,619	0	677	813	0	531	2,533	0	1,492	1,908	0	454	6,641	0	6,716	51,752	1,589	945.56

Orange County Totals	16,184	12,238	0	20,245	48,079	1,343	60,647	12,460	0	37,153	24,202	0	21,310	67,158	0	6,662	15,750	0	183,480	283,461	16,341	9,737.90
-----------------------------	---------------	---------------	----------	---------------	---------------	--------------	---------------	---------------	----------	---------------	---------------	----------	---------------	---------------	----------	--------------	---------------	----------	----------------	----------------	---------------	-----------------

SOCAL WATER\$MART COMMERCIAL PLUMBING FIXTURES REBATE PROGRAM^[1]
INSTALLED BY AGENCY
through MWDOC and Local Agency Conservation Programs

Agency	FY 07/08	FY 08/09	FY 09/10	FY 10/11	FY 11/12	FY 12/13	FY 13/14	FY 14/15	FY 15/16	Totals	Cumulative Water Savings across all Fiscal Years
Brea	27	113	24	4	1	234	0	10	91	631	348
Buena Park	153	432	122	379	290	5	23	56	148	1,913	910
East Orange CWD RZ	0	0	0	0	0	0	0	0	0	0	0
El Toro WD	0	92	143	1	137	0	212	6	23	782	513
Fountain Valley	17	35	0	2	314	0	0	1	4	627	517
Garden Grove	5	298	130	22	0	4	1	167	184	1,549	1,305
Golden State WC	46	414	55	68	135	0	1	0	182	1,986	1,685
Huntington Beach	48	104	126	96	156	104	144	7	451	1,981	1,368
Irvine Ranch WD	121	789	2,708	1,002	646	1,090	451	725	2,382	13,190	5,928
La Habra	191	75	53	4	0	0	0	0	138	681	479
La Palma	0	140	21	0	0	0	0	0	0	166	74
Laguna Beach CWD	20	137	189	0	0	0	27	0	0	446	281
Mesa Water	141	543	219	669	41	6	0	79	269	3,080	1,817
Moulton Niguel WD	9	69	151	6	0	0	0	3	65	648	725
Newport Beach	98	27	245	425	35	0	0	566	0	1,834	1,144
Orange	18	374	67	1	73	1	271	81	85	1,989	1,561
San Juan Capistrano	2	1	1	0	0	0	14	0	0	260	367
San Clemente	2	18	43	0	19	0	0	1	0	432	350
Santa Margarita WD	6	23	11	0	0	0	0	2	90	207	186
Santiago CWD	0	0	0	0	0	0	0	0	0	0	0
Seal Beach	1	2	124	0	0	0	0	0	0	354	383
Serrano WD	0	0	0	0	0	0	0	0	0	0	0
South Coast WD	9	114	56	422	84	148	0	382	0	1,320	441
Trabuco Canyon WD	0	4	0	0	0	0	0	0	0	11	14
Tustin	115	145	25	230	0	0	0	75	0	832	720
Westminster	40	161	16	63	35	1	28	0	42	857	900
Yorba Linda	10	24	8	30	0	1	0	0	224	509	501
MWDOC Totals	1,079	4,134	4,537	3,424	1,966	1,594	1,172	2,161	4,378	36,285	22,515
Anaheim	766	3,298	582	64	48	165	342	463	1,148	11,520	6,107
Fullerton	133	579	29	4	0	94	0	178	128	1,809	1,429
Santa Ana	493	815	728	39	12	16	17	5	515	4,721	4,177
Non-MWDOC Totals	1,392	4,692	1,339	107	60	275	359	646	1,791	18,050	11,713
Orange County Totals	2,471	8,826	5,876	3,531	2,026	1,869	1,531	2,807	6,169	54,335	34,228

[1] Retrofit devices include ULF Toilets and Urinals, High Efficiency Toilets and Urinals, Multi-Family and Multi-Family 4-Liter HETs, Zero Water Urinals, High Efficiency Clothes Washers, Cooling Tower Conductivity Controllers, Ph Cooling Tower Conductivity Controllers, Flush Valve Retrofit Kits, Pre-rinse Spray heads, Hospital X-Ray Processor Recirculating Systems, Steam Sterilizers, Food Steamers, Water Pressurized Brooms, Laminar Flow Restrictors, and Ice Making Machines.

Water Smart Landscape Program

Total Number of Meters
in Program by Agency

Agency	FY 06-07	FY 07-08	FY 08-09	FY 09-10	FY 10-11	FY 11-12	FY 12-13	FY 13-14	FY 14-15	FY 15-16	Overall Water Savings To Date (AF)
Brea	0	0	0	0	0	22	22	22	22	22	64.37
Buena Park	0	0	0	17	103	101	101	101	101	101	462.69
East Orange CWD RZ	0	0	0	0	0	0	0	0	0	0	0.00
El Toro WD	227	352	384	371	820	810	812	812	812	812	4,856.93
Fountain Valley	0	0	0	0	0	0	0	0	0	0	0.00
Garden Grove	0	0	0	0	0	0	0	0	0	0	0.00
Golden State WC	0	14	34	32	34	32	32	32	32	32	200.59
Huntington Beach	0	0	0	31	33	31	31	31	31	31	148.43
Irvine Ranch WD	646	708	1,008	6,297	6,347	6,368	6,795	6,797	6,769	6,780	38,304.89
Laguna Beach CWD	0	0	57	141	143	141	124	124	124	124	733.07
La Habra	0	0	23	22	24	22	22	22	22	22	136.72
La Palma	0	0	0	0	0	0	0	0	0	0	0.00
Mesa Water	138	165	266	265	288	450	504	511	514	515	2,943.57
Moulton Niguel WD	113	180	473	571	595	643	640	675	673	661	4,120.71
Newport Beach	23	58	142	171	191	226	262	300	300	300	1,501.19
Orange	0	0	0	0	0	0	0	0	0	0	0.00
San Clemente	204	227	233	247	271	269	269	299	407	459	2,368.77
San Juan Capistrano	0	0	0	0	0	0	0	0	0	0	0.00
Santa Margarita WD	618	945	1,571	1,666	1,746	1,962	1,956	2,274	2,386	2,386	14,178.10
Seal Beach	0	0	0	0	0	0	0	0	0	0	0.00
Serrano WD	0	0	0	0	0	0	0	0	0	0	0.00
South Coast WD	0	62	117	108	110	118	118	118	164	164	829.91
Trabuco Canyon WD	0	12	49	48	62	60	60	60	60	60	350.52
Tustin	0	0	0	0	0	0	0	0	0	0	0.00
Westminster	0	10	18	18	20	18	18	18	18	18	116.46
Yorba Linda WD	0	0	0	0	0	0	0	0	0	0	0.00
MWDOC Totals	1,969	2,733	4,395	10,025	10,787	11,273	11,766	12,196	12,435	12,487	71,316.9
Anaheim	0	0	0	142	146	144	190	190	190	190	1,351.53
Fullerton	0	0	0	0	0	0	0	0	0	0	0.00
Santa Ana	0	0	0	0	0	0	0	0	0	0	0.00
Non-MWDOC Totals	0	0	0	142	146	144	190	190	190	190	1,351.53
Orange Co. Totals	1,969	2,733	4,395	10,167	10,933	11,417	11,956	12,386	12,625	12,677	72,668.45

INDUSTRIAL PROCESS WATER USE REDUCTION PROGRAM

Number of Process Changes by Agency

Agency	FY 07/08	FY 08/09	FY 09/10	FY 10/11	FY 11/12	FY 12/13	FY 13/14	FY 14/15	FY 15/16	Overall Program Interventions	Annual Water Savings[1]	Cumulative Water Savings across all Fiscal Years[1]
Brea	0	0	0	0	0	0	0	0	0	0	0	0
Buena Park	0	1	0	0	0	0	0	0	0	1	54	374
East Orange	0	0	0	0	0	0	0	0	0	0	0	0
El Toro	0	0	0	0	0	0	0	0	0	0	0	0
Fountain Valley	0	0	0	0	0	0	0	0	0	0	0	0
Garden Grove	0	0	0	0	0	0	0	0	0	0	0	0
Golden State	1	0	0	0	0	0	0	0	0	1	3	23
Huntington Beach	0	0	0	0	0	2	0	1	0	3	127	255
Irvine Ranch	0	0	2	1	1	1	1	0	0	6	98	382
La Habra	0	0	0	0	0	0	0	0	0	0	0	0
La Palma	0	0	0	0	0	0	0	0	0	0	0	0
Laguna Beach	0	0	0	0	0	0	0	0	0	0	0	0
Mesa Water	0	0	0	0	0	0	0	0	0	0	0	0
Moulton Niguel	0	0	0	0	0	0	0	0	0	0	0	0
Newport Beach	0	0	0	0	0	0	0	1	0	1	21	21
Orange	1	0	0	0	0	0	0	0	1	2	45	338
San Juan Capistrano	0	0	0	0	0	0	0	0	0	0	0	0
San Clemente	0	0	0	0	0	0	0	0	0	0	0	0
Santa Margarita	0	0	0	0	0	0	0	0	0	0	0	0
Seal Beach	0	0	0	0	0	0	0	0	0	0	0	0
Serrano	0	0	0	0	0	0	0	0	0	0	0	0
South Coast	0	0	0	0	0	0	0	0	0	0	0	0
Trabuco Canyon	0	0	0	0	0	0	0	0	0	0	0	0
Tustin	0	0	0	0	0	0	0	0	0	0	0	0
Westminster	0	0	0	0	0	0	0	0	0	0	0	0
Yorba Linda	0	0	0	0	0	0	0	0	0	0	0	0
MWDOC Totals	2	1	2	1	1	3	1	2	0	14	348	1393
Anaheim	0	0	0	0	0	0	0	0	0	0	0	0
Fullerton	0	0	0	0	0	0	0	0	0	0	0	0
Santa Ana	0	0	0	0	0	0	0	0	1	1	11	45
OC Totals	2	1	2	1	1	3	1	2	1	15	359	1438

[1] Acre feet of savings determined during a one year monitoring period.
If monitoring data is not available, the savings estimated in agreement is used.

HIGH EFFICIENCY TOILETS (HETS) INSTALLED BY AGENCY through MWDOC and Local Agency Conservation Programs

Agency	FY05-06	FY 06-07	FY 07-08	FY 08-09	FY 09-10	FY 10-11	FY 11-12	FY 12-13	FY 13-14	FY 14-15	FY 15-16	Total	Cumulative Water Savings across all Fiscal Years
Brea	0	2	7	43	48	8	0	0	38	146	127	419	57.20
Buena Park	0	1	2	124	176	7	0	0	96	153	81	640	126.36
East Orange CWD RZ	0	0	10	12	1	0	0	0	13	26	20	82	12.94
El Toro WD	0	392	18	75	38	18	0	133	218	869	182	1,943	347.37
Fountain Valley	0	69	21	262	54	17	0	0	41	132	158	754	170.24
Garden Grove	0	14	39	443	181	24	0	0	63	350	298	1,412	282.29
Golden State WC	2	16	36	444	716	37	80	2	142	794	420	2,689	516.41
Huntington Beach	2	13	59	607	159	76	0	0	163	1,190	499	2,768	445.85
Irvine Ranch WD	29	1,055	826	5,088	2,114	325	0	1,449	810	1,777	1,514	14,987	3,789.84
Laguna Beach CWD	0	2	17	91	28	11	0	0	45	112	52	358	66.99
La Habra	0	3	18	296	34	20	0	0	37	94	57	559	139.34
La Palma	0	1	10	36	26	13	0	0	21	59	36	202	36.81
Mesa Water	0	247	19	736	131	7	0	0	147	162	132	1,581	441.98
Moulton Niguel WD	0	20	104	447	188	46	0	0	400	2,497	1,596	5,298	599.83
Newport Beach	0	5	19	163	54	13	0	0	49	168	173	644	112.23
Orange	1	20	62	423	79	40	0	1	142	978	362	2,108	327.45
San Juan Capistrano	0	10	7	76	39	11	0	0	35	140	155	473	70.22
San Clemente	0	7	22	202	66	21	0	0	72	225	190	805	141.64
Santa Margarita WD	0	5	14	304	151	44	0	0	528	997	825	2,868	354.60
Seal Beach	0	678	8	21	12	1	0	2	17	50	47	836	311.36
Serrano WD	2	0	1	13	5	0	0	0	2	40	37	100	12.47
South Coast WD	2	2	29	102	41	12	23	64	102	398	188	963	133.59
Trabuco Canyon WD	0	0	4	23	23	0	0	0	10	108	120	288	31.79
Tustin	0	186	28	387	479	17	0	0	64	132	155	1,448	394.69
Westminster	0	17	25	541	167	23	0	0	35	161	311	1,280	288.04
Yorba Linda WD	0	14	89	323	96	18	0	0	40	280	317	1,177	225.65
MWDOC Totals	38	2,779	1,494	11,282	5,106	809	103	1,651	3,330	12,038	8,052	46,682	9,437.18

Anaheim	0	255	78	2,771	619	114	0	0	156	1,188	464	5,645	1,436.16
Fullerton	0	4	28	286	60	23	0	0	61	293	226	981	175.90
Santa Ana	0	11	25	925	89	23	0	0	33	602	239	1,947	427.21
Non-MWDOC Totals	0	270	131	3,982	768	160	0	0	250	2,083	929	8,573	2,039.26

Orange County Totals	38	3,049	1,625	15,264	5,874	969	103	1,651	3,580	14,121	8,981	55,255	11,476.44
-----------------------------	-----------	--------------	--------------	---------------	--------------	------------	------------	--------------	--------------	---------------	--------------	---------------	------------------

TURF REMOVAL BY AGENCY^[1]

through MWDOC and Local Agency Conservation Programs

Agency	FY 11/12		FY 12/13		FY 13/14		FY 14/15		FY 15/16		Total Program		Cumulative Water Savings across all Fiscal Years
	Res	Comm.	Res	Comm.	Res	Comm.	Res	Comm.	Res	Comm.	Res	Comm.	
Brea	3,397	9,466	7,605	0	5,697	0	71,981	30,617	12,421	0	101,101	40,083	46.12
Buena Park	0	0	0	0	0	0	11,670	1,626	5,827	0	17,497	1,626	4.54
East Orange	0	0	0	0	1,964	0	18,312	0	6,921	0	27,197	0	6.92
El Toro	4,723	0	4,680	72,718	4,582	0	27,046	221,612	15,277	86,846	56,308	381,176	132.49
Fountain Valley	1,300	0	682	7,524	4,252	0	45,583	5,279	5,869	0	57,686	12,803	22.35
Garden Grove	14,013	0	4,534	0	8,274	0	67,701	22,000	13,443	0	107,965	68,177	81.61
Golden State	42,593	30,973	31,813	3,200	32,725	8,424	164,507	190,738	29,919	0	301,557	233,335	192.04
Huntington Beach	27,630	48,838	9,219	12,437	20,642	0	165,600	58,942	54,016	7,426	277,908	131,294	149.53
Irvine Ranch	6,450	1,666	32,884	32,384	36,584	76,400	234,905	317,999	70,450	1,174,609	386,696	1,615,852	434.10
La Habra	0	8,262	0	0	0	0	14,014	1,818	6,127	2,936	20,141	20,791	18.02
La Palma	0	0	0	0	0	0	4,884	0	500	57,400	5,384	57,400	9.47
Laguna Beach	2,533	0	2,664	1,712	4,586	226	13,647	46,850	2,693	0	27,101	48,788	24.38
Mesa Water	6,777	0	10,667	0	22,246	0	131,675	33,620	18,947	0	190,312	33,620	68.99
Moulton Niguel	4,483	26,927	11,538	84,123	14,739	40,741	314,250	1,612,845	80,041	127,043	426,007	1,907,818	681.78
Newport Beach	3,454	0	3,548	2,346	894	0	33,995	65,277	1,064	55,287	42,955	122,910	41.78
Orange	12,971	0	15,951	8,723	11,244	0	120,093	281,402	19,781	0	180,040	290,125	142.80
San Clemente	21,502	0	16,062	13,165	18,471	13,908	90,349	1,137	18,718	392,742	165,102	420,952	128.24
San Juan Capistrano	22,656	103,692	29,544	27,156	12,106	0	101,195	32,366	13,778	19,598	179,279	182,812	167.35
Santa Margarita	1,964	11,400	10,151	11,600	17,778	48,180	211,198	514,198	104,454	178,666	350,028	769,605	300.42
Seal Beach	0	0	3,611	0	0	0	15,178	504	2,159	0	20,948	504	6.72
Serrano	0	0	0	0	2,971	0	41,247	0	32,545	0	76,763	0	17.35
South Coast	6,806	0	9,429	4,395	15,162	116,719	84,282	191,853	46,342	0	162,021	329,291	165.41
Trabuco Canyon	272	0	1,542	22,440	2,651	0	14,771	0	5,436	66,964	24,672	89,404	29.00
Tustin	0	0	9,980	0	1,410	0	71,285	14,137	13,567	1,700	96,242	15,837	32.24
Westminster	0	0	0	0	0	0	14,040	34,631	11,354	0	25,394	34,631	15.22
Yuba Linda	0	0	0	0	0	0	112,136	12,702	51,470	54,587	174,955	67,289	59.33
MWDOC Totals	183,524	241,224	216,104	303,923	238,978	304,598	2,195,544	3,692,153	643,119	2,225,804	3,501,259	6,876,123	2,978.20
Non-MWDOC	0	0	0	0	0	9,214	0	0	0	0	0	9,214	3.87
Orange County Totals	183,524	241,224	216,104	303,923	238,978	313,812	2,195,544	3,692,153	643,119	2,225,804	3,501,259	6,885,337	2,982

[1] Installed device numbers are listed as square feet

HOME WATER SURVEYS PERFORMED BY AGENCY

through MWDOC and Local Agency Conservation Programs

Agency	FY 13/14		FY 14/15		FY 15/16		Total		Cumulative Water Savings
	Surveys	Cert Homes	Surveys	Cert Homes	Surveys	Cert Homes	Surveys	Cert Homes	
Brea	1	0	2	0	0	0	3	0	0.16
Buena Park	0	0	1	0	0	0	1	0	0.05
East Orange	19	0	1	0	0	0	20	0	1.39
El Toro	0	0	3	0	0	0	3	0	0.14
Fountain Valley	3	0	4	0	0	0	7	0	0.40
Garden Grove	0	0	6	0	1	0	7	0	0.31
Golden State	0	0	0	0	0	0	0	0	0.00
Huntington Beach	2	0	5	0	2	0	9	0	0.42
Irvine Ranch	1	0	3	0	5	0	9	0	0.33
La Habra	0	0	1	0	0	0	1	0	0.05
La Palma	0	0	0	0	0	0	0	0	0.00
Laguna Beach	4	0	8	0	1	0	13	0	0.68
Mesa Water	0	0	0	0	0	0	0	0	0.00
Moulton Niguel	4	0	4	0	0	0	8	0	0.47
Newport Beach	2	0	8	0	3	0	13	0	0.59
Orange	2	0	18	0	1	0	21	0	1.01
San Clemente	15	0	13	0	0	0	28	0	1.67
San Juan Capistrano	4	0	13	0	2	0	19	0	0.94
Santa Margarita	15	0	40	1	12	0	67	1	3.22
Seal Beach	0	0	1	0	1	0	2	0	0.07
Serrano	0	0	2	0	0	0	2	0	0.09
South Coast	6	0	4	0	1	0	11	0	0.64
Trabuco Canyon	0	0	4	0	0	0	4	0	0.19
Tustin	0	0	10	0	4	0	14	0	0.56
Westminster	0	0	0	0	0	0	0	0	0.00
Yorba Linda	0	0	13	0	8	0	21	0	0.80
MWDOC Totals	78	0	164	1	41	0	283	1	14.18

Anaheim	0	0	0	0	0	0	0	0	0.00
Fullerton	0	0	17	0	1	0	18	0	0.82
Santa Ana	0	0	0	0	0	0	0	0	0.00
Non-MWDOC Totals	0	0	17	0	1	0	18	0	0.82
Orange County Totals	78	0	181	1	42	0	301	1	15.007

SYNTHETIC TURF INSTALLED BY AGENCY^[1] through MWDOC and Local Agency Conservation Programs

Agency	FY 07/08		FY 08/09		FY 09/10		FY 10/11		Total Program		Cumulative Water Savings across all Fiscal Years
	Res	Comm.	Res	Comm.	Res	Comm.	Res	Comm.	Res	Comm.	
Brea	0	0	2,153	2,160	500	0	0	0	2,653	2,160	3.30
Buena Park	0	0	1,566	5,850	0	0	0	0	1,566	5,850	5.19
East Orange	0	0	0	0	983	0	0	0	983	0	0.55
El Toro	3,183	0	2,974	0	3,308	0	895	0	10,360	0	6.98
Fountain Valley	11,674	0	1,163	0	2,767	0	684	0	16,288	0	12.46
Garden Grove	1,860	0	0	0	3,197	0	274	0	5,331	0	3.47
Golden State	6,786	0	13,990	0	15,215	0	2,056	0	38,047	0	24.88
Huntington Beach	15,192	591	12,512	0	4,343	1,504	0	0	32,047	2,095	25.29
Irvine Ranch	11,009	876	13,669	0	2,585	0	0	0	27,263	876	21.00
La Habra	0	0	0	0	0	0	0	0	0	0	-
La Palma	429	0	0	0	0	0	0	0	429	0	0.36
Laguna Beach	3,950	0	3,026	0	725	0	0	0	7,701	0	5.84
Mesa Water	4,114	0	3,005	78,118	4,106	0	2,198	0	13,423	78,118	63.46
Moulton Niguel	14,151	0	25,635	2,420	7,432	0	0	0	47,218	2,420	35.69
Newport Beach	2,530	0	6,628	0	270	0	0	0	9,428	0	6.92
Orange	4,169	0	7,191	0	635	0	0	0	11,995	0	8.89
San Clemente	9,328	0	11,250	455	2,514	1,285	500	0	23,592	1,740	18.37
San Juan Capistrano	0	0	7,297	639	2,730	0	4,607	0	14,634	639	9.02
Santa Margarita	12,922	0	26,069	0	21,875	0	7,926	0	68,792	0	44.68
Seal Beach	0	0	817	0	0	0	0	0	817	0	0.57
Serrano	7,347	0	1,145	0	0	0	0	0	8,492	0	6.97
South Coast	2,311	0	6,316	0	17,200	0	1,044	0	26,871	0	16.43
Trabuco Canyon	1,202	0	9,827	0	0	0	0	0	11,029	0	7.89
Tustin	6,123	0	4,717	0	2,190	0	0	0	13,030	0	9.67
Westminster	2,748	16,566	8,215	0	890	0	0	0	11,853	16,566	22.47
Yorba Linda	11,792	0	12,683	0	4,341	5,835	0	0	28,816	5,835	24.48
MWDOC Totals	132,820	18,033	181,848	89,642	97,806	8,624	20,184	0	432,658	116,299	384.83

Anaheim	4,535	0	7,735	20,093	13,555	65,300	4,122	0	29,947	85,393	69.18
Fullerton	4,865	876	5,727	0	6,223	0	105	0	16,920	876	12.36
Santa Ana	0	0	2,820	0	525	0	0	0	3,345	0	2.27
Non-MWDOC Totals	9,400	876	16,282	20,093	20,303	65,300	4,227	0	50,212	86,269	83.81

Orange County Totals	142,220	18,909	198,130	109,735	118,109	73,924	24,411	0	482,870	202,568	468.63
-----------------------------	----------------	---------------	----------------	----------------	----------------	---------------	---------------	----------	----------------	----------------	---------------

[1] Installed device numbers are calculated in square feet

ULF TOILETS INSTALLED BY AGENCY
through MWDOC and Local Agency Conservation Programs

Agency	Previous Years	FY 95-96	FY 96-97	FY 97-98	FY 98-99	FY 99-00	FY 00-01	FY 01-02	FY 02-03	FY 03-04	FY 04-05	FY 05-06	FY 06-07	FY 07-08	FY 08-09	Total	Cumulative Water Savings across all Fiscal Years
Brea	378	189	299	299	122	144	867	585	341	401	26	48	17	4	0	3,720	1,692.64
Buena Park	361	147	331	802	520	469	524	1,229	2,325	1,522	50	40	18	9	0	8,347	3,498.37
East Orange CWD RZ	2	0	33	63	15	17	15	50	41	44	19	18	13	2	0	332	138.23
El Toro WD	1,169	511	678	889	711	171	310	564	472	324	176	205	61	40	0	6,281	3,091.16
Fountain Valley	638	454	635	858	1,289	2,355	1,697	1,406	1,400	802	176	111	58	32	0	11,911	5,383.10
Garden Grove	1,563	1,871	1,956	2,620	2,801	3,556	2,423	3,855	3,148	2,117	176	106	67	39	0	26,298	12,155.41
Golden State WC	3,535	1,396	3,141	1,113	3,024	2,957	1,379	2,143	3,222	1,870	167	116	501	43	0	24,607	11,731.47
Huntington Beach	3,963	1,779	2,600	2,522	2,319	3,492	3,281	2,698	3,752	1,901	367	308	143	121	0	29,246	13,854.70
Irvine Ranch WD	4,016	841	1,674	1,726	1,089	3,256	1,534	1,902	2,263	6,741	593	626	310	129	0	26,700	11,849.23
Laguna Beach CWD	283	93	118	74	149	306	220	85	271	118	32	26	29	6	0	1,810	845.69
La Habra	594	146	254	775	703	105	582	645	1,697	1,225	12	31	6	7	0	6,782	2,957.73
La Palma	65	180	222	125	44	132	518	173	343	193	31	27	20	17	0	2,090	927.52
Mesa Water	1,610	851	1,052	2,046	2,114	1,956	1,393	1,505	2,387	988	192	124	56	14	0	16,288	7,654.27
Moulton Niguel WD	744	309	761	698	523	475	716	891	728	684	410	381	187	100	0	7,607	3,371.14
Newport Beach	369	293	390	571	912	1,223	438	463	396	1,883	153	76	36	16	0	7,219	3,166.77
Orange	683	1,252	1,155	1,355	533	2,263	1,778	2,444	2,682	1,899	193	218	88	53	4	16,600	7,347.93
San Juan Capistrano	1,234	284	193	168	323	1,319	347	152	201	151	85	125	42	39	0	4,663	2,324.42
San Clemente	225	113	191	65	158	198	667	483	201	547	91	66	37	34	0	3,076	1,314.64
Santa Margarita WD	577	324	553	843	345	456	1,258	790	664	260	179	143	101	29	0	6,522	3,001.01
Seal Beach	74	66	312	609	47	155	132	81	134	729	29	10	6	12	0	2,396	1,073.80
Serrano WD	81	56	68	41	19	52	95	73	123	98	20	15	14	2	0	757	338.66
South Coast WD	110	176	177	114	182	181	133	358	191	469	88	72	32	22	0	2,305	990.05
Trabuco Canyon WD	10	78	42	42	25	21	40	181	102	30	17	20	12	14	0	634	273.02
Tustin	968	668	557	824	429	1,292	1,508	1,206	1,096	827	69	89	26	12	0	9,571	4,423.88
Westminster	747	493	969	1,066	2,336	2,291	2,304	1,523	2,492	1,118	145	105	70	24	0	15,683	7,064.28
Yorba Linda WD	257	309	417	457	404	1,400	759	1,690	1,155	627	158	136	81	41	0	7,891	3,409.49
MWDOC Totals	24,256	12,879	18,778	20,765	21,136	30,242	24,918	27,175	31,827	27,568	3,654	3,242	2,031	861	4	249,336	113,878.61

Anaheim	447	1,054	1,788	3,661	1,755	7,551	4,593	6,346	9,707	5,075	473	371	462	341	1	43,625	18,359.52
Fullerton	1,453	1,143	694	1,193	1,364	2,138	1,926	2,130	2,213	1,749	172	77	44	23	2	16,321	7,435.23
Santa Ana	1,111	1,964	1,205	2,729	2,088	8,788	5,614	10,822	10,716	9,164	279	134	25	5	0	54,644	22,887.95
Non-MWDOC Totals	3,011	4,161	3,687	7,583	5,207	18,477	12,133	19,298	22,636	15,988	924	582	531	369	3	114,590	48,682.70

Orange County Totals	27,267	17,040	22,465	28,348	26,343	48,719	37,051	46,473	54,463	43,556	4,578	3,824	2,562	1,230	7	363,926	162,561.30
-----------------------------	---------------	---------------	---------------	---------------	---------------	---------------	---------------	---------------	---------------	---------------	--------------	--------------	--------------	--------------	----------	----------------	-------------------