

**MEETING OF THE
BOARD OF DIRECTORS OF THE
MUNICIPAL WATER DISTRICT OF ORANGE COUNTY**
Jointly with the
ADMINISTRATION & FINANCE COMMITTEE
July 12, 2017, 8:30 a.m.
MWDOC Conference Room 101

Committee:

Director J. Thomas, Chairman
Director J. Finnegan
Director B. Barbre

Staff: R. Hunter, K. Seckel, C. Harris,
K. Davanaugh, H. Chumpitazi

Ex Officio Member: W. Osborne

MWDOC Committee meetings are noticed and held as joint meetings of the Committee and the entire Board of Directors and all members of the Board of Directors may attend and participate in the discussion. Each Committee has designated Committee members, and other members of the Board are designated alternate committee members. If less than a quorum of the full Board is in attendance, the Board meeting will be adjourned for lack of a quorum and the meeting will proceed as a meeting of the Committee with those Committee members and alternate members in attendance acting as the Committee.

PUBLIC COMMENTS - Public comments on agenda items and items under the jurisdiction of the Committee should be made at this time.

ITEMS RECEIVED TOO LATE TO BE AGENDIZED - Determine there is a need to take immediate action on item(s) and that the need for action came to the attention of the District subsequent to the posting of the Agenda. (Requires a unanimous vote of the Committee)

ITEMS DISTRIBUTED TO THE BOARD LESS THAN 72 HOURS PRIOR TO MEETING --

Pursuant to Government Code section 54957.5, non-exempt public records that relate to open session agenda items and are distributed to a majority of the Board less than seventy-two (72) hours prior to the meeting will be available for public inspection in the lobby of the District's business office located at 18700 Ward Street, Fountain Valley, California 92708, during regular business hours. When practical, these public records will also be made available on the District's Internet Web site, accessible at <http://www.mwdoc.com>.

PROPOSED BOARD CONSENT CALENDAR ITEMS

1. TREASURER'S REPORT
 - a. Revenue/Cash Receipt Report – June 2017
 - b. Disbursement Approval Report for the month of July 2017
 - c. Disbursement Ratification Report for the month of June 2017
 - d. GM Approved Disbursement Report for the month of June 2017
 - e. Water Use Efficiency Projects Cash Flow – June 30, 2017
 - f. Consolidated Summary of Cash and Investment – May 2017
 - g. OPEB Trust Fund monthly statement
2. FINANCIAL REPORT - Combined Financial Statements and Budget Comparative for the Period ending May 31, 2017

ACTION ITEMS

3. CORRECTED MWDOC WATER RATE RESOLUTION FOR FISCAL YEAR 2017-18

INFORMATION ITEMS – (THE FOLLOWING ITEMS ARE FOR INFORMATIONAL PURPOSES ONLY – BACKGROUND INFORMATION IS INCLUDED IN THE PACKET. DISCUSSION IS NOT NECESSARY UNLESS REQUESTED BY A DIRECTOR.)

4. FY 2017-18 CHOICE PROGRAMS UPDATE
5. STATUS REPORT ON CONTRACTS EXECUTED UNDER THE GENERAL MANAGER'S AUTHORITY
6. DEPARTMENT ACTIVITIES REPORTS
 - a. Administration
 - b. Finance and Information Technology
7. MONTHLY WATER USAGE DATA, TIER 2 PROJECTION, AND WATER SUPPLY INFORMATION

OTHER ITEMS

8. REVIEW ISSUES REGARDING DISTRICT ORGANIZATION, PERSONNEL MATTERS, EMPLOYEE BENEFITS FINANCE AND INSURANCE

ADJOURNMENT

NOTE: At the discretion of the Committee, all items appearing on this agenda, whether or not expressly listed for action, may be deliberated, and may be subject to action by the Committee. On those items designated for Board action, the Committee reviews the items and makes a recommendation for final action to the full Board of Directors; final action will be taken by the Board of Directors. Agendas for Committee and Board meetings may be obtained from the District Secretary. Members of the public are advised that the Board consideration process includes consideration of each agenda item by one or more Committees indicated on the Board Action Sheet. Attendance at Committee meetings and the Board meeting considering an item consequently is advised.

Accommodations for the Disabled. Any person may make a request for a disability-related modification or accommodation needed for that person to be able to participate in the public meeting by telephoning Maribeth Goldsby, District Secretary, at (714) 963-3058, or writing to Municipal Water District of Orange County at P.O. Box 20895, Fountain Valley, CA 92728. Requests must specify the nature of the disability and the type of accommodation requested. A telephone number or other contact information should be included so that District staff may discuss appropriate arrangements. Persons requesting a disability-related accommodation should make the request with adequate time before the meeting for the District to provide the requested accommodation.

Municipal Water District of Orange County
REVENUE / CASH RECEIPT REPORT
June 2017

WATER REVENUES

| Date | From | Description | Amount |
|-----------------------|------------------------------------|-----------------------------|-------------------------|
| 06/02/17 | City of Huntington Beach | April 2017 Water deliveries | 1,115,268.33 |
| 06/02/17 | City of Brea | April 2017 Water deliveries | 84,397.48 |
| 06/05/17 | City of Buena Park | April 2017 Water deliveries | 319,825.64 |
| 06/05/17 | City of La Habra | April 2017 Water deliveries | 33,672.91 |
| 06/05/17 | City of La Palma | April 2017 Water deliveries | 4,284.95 |
| 06/08/17 | City of Westminster | April 2017 Water deliveries | 280,678.26 |
| 06/08/17 | City of Garden Grove | April 2017 Water deliveries | 34,334.39 |
| 06/09/17 | El Toro Water District | April 2017 Water deliveries | 483,245.35 |
| 06/09/17 | City of San Clemente | April 2017 Water deliveries | 620,192.20 |
| 06/12/17 | City of Seal Beach | April 2017 Water deliveries | 7,403.61 |
| 06/12/17 | South Coast Water District | April 2017 Water deliveries | 400,620.32 |
| 06/12/17 | Santa Margarita Water District | April 2017 Water deliveries | 1,832,153.16 |
| 06/13/17 | Laguna Beach County Water District | April 2017 Water deliveries | 78,478.27 |
| 06/14/17 | East Orange County Water District | April 2017 Water deliveries | 167,036.30 |
| 06/14/17 | City of San Juan Capistrano | April 2017 Water deliveries | 369,937.81 |
| 06/14/17 | City of Orange | April 2017 Water deliveries | 67,449.27 |
| 06/15/17 | Irvine Ranch Water District | April 2017 Water deliveries | 962,738.65 |
| 06/15/17 | Moulton Niguel Water District | April 2017 Water deliveries | 2,017,023.76 |
| 06/15/17 | Yorba Linda Water District | April 2017 Water deliveries | 472,010.36 |
| 06/15/17 | Golden State Water Company | April 2017 Water deliveries | 255,126.08 |
| 06/22/17 | City of Garden Grove | May 2017 Water deliveries | 34,530.19 |
| 06/26/17 | Serrano Water District | May 2017 Water deliveries | 9,131.88 |
| 06/26/17 | City of La Habra | May 2017 Water deliveries | 51,392.81 |
| 06/28/17 | City of Newport Beach | May 2017 Water deliveries | 337,848.21 |
| 06/29/17 | City of Fountain Valley | May 2017 Water deliveries | 13,712.14 |
| 06/30/17 | Trabuco Canyon Water District | May 2017 Water deliveries | 63,276.83 |
| 06/30/17 | City of Brea | May 2017 Water deliveries | 151,654.78 |
| TOTAL REVENUES | | | \$ 10,267,423.94 |

Municipal Water District of Orange County
REVENUE / CASH RECEIPT REPORT
June 2017

MISCELLANEOUS REVENUES

| Date | From | Description | Amount |
|----------|------------------------------------|--|-----------|
| 06/30/17 | Paypal | ISDOC registrations | 612.03 |
| 06/22/17 | Judy Pfister | Jul-Sep 2017 Retiree Health insurance | 119.43 |
| 06/09/17 | Keith Lyon | June 2017 Partial Retiree Health insurance | 86.02 |
| 06/30/17 | Keith Lyon | July 2017 Retiree Health insurance | 259.60 |
| 06/30/17 | Keith Lyon | May-June 2017 Partial Retiree Health insurance | 347.16 |
| 06/12/17 | Laura Loewen | Movie tickets | 42.50 |
| 06/22/17 | 2 Checks | Movie tickets | 127.50 |
| 06/14/17 | Metropolitan Water District | Refund for OC-33 and Baker Water Treatment Plant plan check | 10,796.61 |
| 06/30/17 | Metropolitan Water District | Refund for Baker Water Treatment Plant tie in to South County pipeline | 39,281.43 |
| 06/12/17 | Inland Empire Utilities Agency | Reimbursement for 20% of cost for 3/1/17 DC Briefing Lunch | 385.48 |
| 06/09/17 | Long Beach Water District | Reimbursement for 20% of cost for 3/1/17 DC Briefing Lunch | 385.48 |
| 06/14/17 | Irvine Ranch Water District | Reimbursement of rebates paid in excess of eligibility | 81,914.00 |
| 06/08/17 | City of Westminster | April 2017 Turf Removal rebate program | 222.00 |
| 06/09/17 | Mesa Water | April 2017 Turf Removal rebate program | 1,190.00 |
| 06/13/17 | Moulton Niguel Water District | April 2017 Turf Removal rebate program | 22,329.84 |
| 06/14/17 | Irvine Ranch Water District | April 2017 Turf Removal rebate program | 15,311.89 |
| 06/15/17 | City of Fountain Valley | April 2017 Turf Removal rebate program | 333.00 |
| 06/15/17 | Laguna Beach County Water District | April 2017 Turf Removal rebate program | 3,059.00 |
| 06/22/17 | City of Buena Park | April 2017 Turf Removal rebate program | 208.35 |
| 06/22/17 | El Toro Water District | April 2017 Turf Removal rebate program | 1,921.00 |
| 06/26/17 | City of Orange | April 2017 Turf Removal rebate program | 555.00 |
| 06/13/17 | Moulton Niguel Water District | April 2017 So Cal Watersmart Residential rebate program | 11,000.00 |
| 06/14/17 | Irvine Ranch Water District | April 2017 So Cal Watersmart Residential rebate program | 20,460.00 |
| 06/14/17 | Irvine Ranch Water District | April 2017 So Cal Watersmart Residential rebate program | 2,986.58 |
| 06/16/17 | City of San Clemente | April 2017 So Cal Watersmart Residential rebate program | 1,125.00 |
| 06/22/17 | Laguna Beach County Water District | April 2017 So Cal Watersmart Residential rebate program | 15.00 |
| 06/30/17 | Trabuco Canyon Water District | April 2017 So Cal Watersmart Residential rebate program | 200.00 |
| 06/12/17 | South Coast Water District | Doheny Ocean Desal Phase 3 program closeout | 21,542.05 |
| 06/22/17 | Laguna Beach County Water District | Doheny Ocean Desal Phase 3 program closeout | 21,542.04 |
| 06/23/17 | City of San Clemente | Doheny Ocean Desal Phase 3 program closeout | 21,542.04 |
| 06/26/17 | City of San Juan Capistrano | Doheny Ocean Desal Phase 3 program closeout | 21,542.04 |
| 06/26/17 | Moulton Niguel Water District | Doheny Ocean Desal Phase 3 program closeout | 21,542.04 |
| 06/05/17 | South Coast Water District | Water Loss Control technical assistance - WSO, Inc. | 16,267.00 |
| 06/12/17 | Serrano Water District | Water Loss Control technical assistance - WSO, Inc. | 18,032.00 |
| 06/22/17 | City of La Palma | Water Loss Control technical assistance - WSO, Inc. | 22,942.00 |
| 06/23/17 | El Toro Water District | Water Loss Control technical assistance - WSO, Inc. | 9,432.00 |

| | |
|------------------------------|-------------------------|
| TOTAL MISCELLANEOUS REVENUES | <u>\$ 389,657.11</u> |
| TOTAL REVENUES | <u>\$ 10,657,081.05</u> |



Robert J. Hunter, General Manager



Hilary Chumpitazi, Treasurer

**Municipal Water District of Orange County
Disbursement Approval Report
For the month of July 2017**

| <i>Invoice#</i> | <i>Vendor / Description</i> | <i>Amount to Pay</i> |
|---------------------------|--|----------------------|
| Core Expenditures: | | |
| | <i>Adorn Premiums, LLC</i> | |
| 1786 | 1,000 Water drop digital shower timers and 500 wooden surfboard USB flash drives | 7,857.00 |
| | *** Total *** | 7,857.00 |
| | <i>ALTA FoodCraft</i> | |
| 517052196 | 5/31/17 Coffee & tea supplies | 341.05 |
| 517060686 | 6/5/17 Coffee & tea supplies | 17.36 |
| | *** Total *** | 358.41 |
| | <i>Awards & Trophies Co., Inc.</i> | |
| 16652 | Name plate for C. Lingad | 15.24 |
| | *** Total *** | 15.24 |
| | <i>Bang! Creative, Inc.</i> | |
| INV16014.1 | First installment for MWDOC entryway display development and construction | 15,000.00 |
| | *** Total *** | 15,000.00 |
| | <i>Best Best and Krieger LLP</i> | |
| 55401-MAY17 | May 2017 Legal services | 18,677.45 |
| 797843 | May 2017 State legislative advocacy services | 7,500.00 |
| | *** Total *** | 26,177.45 |
| | <i>CA Urban Water Conservation Council</i> | |
| G1-2017-168A | Second half of 2017 Annual membership dues | 4,003.00 |
| | *** Total *** | 4,003.00 |
| | <i>Cal Desal</i> | |
| 2017-2018 | FY 17/18 Annual membership renewal | 5,000.00 |
| | *** Total *** | 5,000.00 |
| | <i>California Council for Environmental and Economic Balance</i> | |
| 182R | FY 17-18 Participation in the California Environmental Dialogue | 22,000.00 |
| 311R | FY 17-18 Annual membership dues | 2,500.00 |
| | *** Total *** | 24,500.00 |
| | <i>California Landscape Contractors Assoc.</i> | |
| 1460 | Orange County Chapter Beautification awards sponsorship | 1,200.00 |
| | *** Total *** | 1,200.00 |
| | <i>Fry's Electronics</i> | |
| 21992860 | 6/12/17 Computer supplies | 27.17 |
| 22007504 | 6/23/17 Computer supplies | 142.39 |
| 22011630 | 6/30/17 Computer supplies | 23.91 |
| | *** Total *** | 193.47 |

Municipal Water District of Orange County
Disbursement Approval Report
For the month of July 2017

| <i>Invoice#</i> | <i>Vendor / Description</i> | <i>Amount to Pay</i> |
|-----------------|--|----------------------|
| | <i>Happy Photos</i> | |
| 061017 | Photography services for executive headshots for Directors and Staff | 2,120.04 |
| | *** Total *** | 2,120.04 |
| | <i>HashtagPinpoint Corporation</i> | |
| 1103 | July 2017 Services to create social advocacy messaging for the California WaterFix project | 5,000.00 |
| | *** Total *** | 5,000.00 |
| | <i>Humanscale Corporation</i> | |
| 2311072 | Replace arms and installation on office chair for K. Seckel | 139.31 |
| | *** Total *** | 139.31 |
| | <i>Independent Special District of Orange County</i> | |
| ISDOC062917 | June 2017 PayPal receipts for 6/29/17 meeting | 612.03 |
| ISDOC062917A | 6/29/17 Meeting registration for Directors Osborne and Tamaribuchi | 34.00 |
| | *** Total *** | 646.03 |
| | <i>Irvine Ranch Water District</i> | |
| 701806 | Unused portion of MET project 701806 deposit for Service Connection OC-33 | 10,796.61 |
| 701845 | Unused portion of MET project 701845 deposit for Baker treatment plant tie-in to South County pipeline | 39,281.43 |
| | *** Total *** | 50,078.04 |
| | <i>James C. Barker, P.C.</i> | |
| 105-0617 | June 2017 Federal legislative advocacy services | 8,000.00 |
| | *** Total *** | 8,000.00 |
| | <i>Jungle Promotions</i> | |
| 530183 | 3,000 Seed packets for promotional giveaways | 1,047.08 |
| 530184 | 500 Frisbee flyers for promotional giveaways | 746.56 |
| 530187 | 500 Folders with MWDOC logo for promotional giveaways | 2,382.71 |
| 530190 | 500 Hot/Cold packs for promotional giveaways | 1,335.70 |
| 530193 | 1,000 Promo glass lens cleaning clothes for promotional giveaways | 1,831.75 |
| | *** Total *** | 7,343.80 |
| | <i>Lewis Consulting Group, LLC</i> | |
| 2017-134 | June 2017 Consulting services | 3,687.50 |
| | *** Total *** | 3,687.50 |
| | <i>Keith Lyon</i> | |
| MAY-JUN2017 | May-June 2017 Retiree medical premium | 268.00 |
| | *** Total *** | 268.00 |
| | <i>Edward G. Means III</i> | |
| MWDOC-1049 | June 2017 Support for MET issues and guidance to Engineering staff | 761.24 |
| | *** Total *** | 761.24 |

Municipal Water District of Orange County
Disbursement Approval Report
For the month of July 2017

| <i>Invoice#</i> | <i>Vendor / Description</i> | <i>Amount to Pay</i> |
|-----------------|---|----------------------|
| | Norco Delivery Services | |
| 709980 | 6/16/17 Delivery charges for Board packets | 169.36 |
| | *** Total *** | 169.36 |
| | Office Solutions | |
| I-01182315 | 6/16/17 Office supplies | 78.29 |
| I-01183065 | 6/19/17 Office supplies | 156.34 |
| I-01183456 | 6/19/17 Office supplies | 537.71 |
| I-01183774 | Furniture for refurbished office for C. Lingad | 2,931.90 |
| I-01185801 | 6/22/17 Janitorial supplies | 242.23 |
| I-01187246 | 6/26/17 Office supplies | 102.23 |
| I-01187787 | 6/27/17 Office supplies | 26.49 |
| I-01190379 | 6/30/2017 Office supplies | 68.48 |
| | *** Total *** | 4,143.67 |
| | Orange County Fast Print, Inc. | |
| 54716 | Business cards for C. Lingad | 58.88 |
| 54801 | Business cards for J. Volzke | 58.88 |
| 54840 | Business cards for J. Volzke (re-print) | 58.88 |
| | *** Total *** | 176.64 |
| | Orange County Water District | |
| 17548 | May 2017 50% share of WACO expense | 214.21 |
| 17590 | May 2017 Postage, shared office & maintenance expense | 8,479.69 |
| | *** Total *** | 8,693.90 |
| | Petty Cash | |
| 063017 | May-June 2017 Petty Cash reimbursement | 275.91 |
| | *** Total *** | 275.91 |
| | Judy Pfister | |
| 060917 | January-June 2017 Retiree medical premium | 642.00 |
| | *** Total *** | 642.00 |
| | Quick Signs & Graphics | |
| 47274 | Banner with OC Water Summit logo | 340.76 |
| | *** Total *** | 340.76 |
| | Staffing Network, LLC | |
| 95703818 | 6/5/17-6/11/17 Temporary help for scanning records and front desk coverage | 1,060.80 |
| 95704132 | 6/12/17-6/18/17 Temporary help for scanning records and front desk coverage | 1,007.76 |
| 95704638 | 6/19/17-6/25/17 Temporary help for scanning records and front desk coverage | 1,060.80 |
| | *** Total *** | 3,129.36 |
| | Talent Assessment and Development, LLC | |
| 3160 | June 2017 Consulting services | 300.00 |
| | *** Total *** | 300.00 |

Municipal Water District of Orange County
Disbursement Approval Report
For the month of July 2017

| <i>Invoice#</i> | <i>Vendor / Description</i> | <i>Amount to Pay</i> |
|------------------------------------|--|----------------------|
| | <i>Union Bank, N.A.</i> | |
| 1041961 | March-May 2017 Custodial Bank fees | 625.00 |
| | *** Total *** | 625.00 |
| | <i>Wyland Foundation</i> | |
| 553 | National Mayor's Challenge for Water Conservation sponsorship for Orange County break-away contest | 10,000.00 |
| | *** Total *** | 10,000.00 |
| | <i>Total Core Expenditures</i> | <hr/> 190,845.13 |
| <i>Choice Expenditures:</i> | | |
| | <i>Bryton Printing Inc.</i> | |
| 13602 | Bill inserts for Water Use Efficiency commercial rebate programs | 665.41 |
| | *** Total *** | 665.41 |
| | <i>Discovery Science Center</i> | |
| DSOC/IV/000557 | May 2017 for School program | 14,979.84 |
| | *** Total *** | 14,979.84 |
| | <i>Droplet Technologies LLC</i> | |
| 1063 | Droplet software annual fee for Spray to Drip program rebate processing | 6,750.00 |
| 1064 | Droplet rebate software enhanced with electronic signatures | 16,750.00 |
| | *** Total *** | 23,500.00 |
| | <i>Orange County Water District</i> | |
| 17590 | May 2017 Postage, shared office & maintenance expense | 48.07 |
| | *** Total *** | 48.07 |
| | <i>Sunset</i> | |
| 600107035 | 5,100 Sunset Waterwise booklets for sale to 8 member agencies | 8,725.02 |
| | *** Total *** | 8,725.02 |
| | <i>Top Hat Productions</i> | |
| 92691 | 3/21/17 Lunch for Water Loss workgroup meeting | 608.46 |
| | *** Total *** | 608.46 |
| | <i>Water Systems Optimization, Inc.</i> | |
| 1166 | May 2017 Water Loss Control program | 37,062.80 |
| | *** Total *** | 37,062.80 |
| | <i>Total Choice Expenditures</i> | <hr/> 85,589.60 |

**Municipal Water District of Orange County
Disbursement Approval Report
For the month of July 2017**

| <i>Invoice#</i> | <i>Vendor / Description</i> | <i>Amount to Pay</i> |
|----------------------------------|---|----------------------|
| Other Funds Expenditures: | | |
| | CSU Fullerton | |
| AR166795 | Services to provide updated WEROC atlases and 60 wall maps of potable & waste water pipelines | 2,411.35 |
| | *** Total *** | 2,411.35 |
| | Dude Solutions | |
| INV-09441 | August 2017-July 2018 Annual renewal for WEROC Crisis Plan application | 6,750.00 |
| | *** Total *** | 6,750.00 |
| | EcoTechServices, Inc. | |
| 902 | 5/26/17-6/25/17 Landscape Design Assistance program | 900.00 |
| | *** Total *** | 900.00 |
| | Golden State Water Company | |
| 063017GSWD | Refund for uncashed rebate checks issued by MET for SoCal WaterSmart Rebate program | 80.00 |
| | *** Total *** | 80.00 |
| | IDS Group | |
| 17S020.00-1 | June 2017 Seismic Assessment for WEROC S. EOC building | 3,700.00 |
| | *** Total *** | 3,700.00 |
| | Laguna Beach County Water District | |
| LB161704 | March-April 2017 Smart Timer Distribution program | 480.00 |
| | *** Total *** | 480.00 |
| | McCall's Meter Sales & Service | |
| 29477 | June 2017 Meter Accuracy Testing program for South Coast Water District | 1,720.00 |
| | *** Total *** | 1,720.00 |
| | Raftelis | |
| OCCA1004-05 | May 2017 Budget Based Tiered Rates grant assistance | 7,271.08 |
| | *** Total *** | 7,271.08 |
| | Santa Margarita Water District | |
| 063017SMWD | Refund for uncashed rebate checks issued by MET for SoCal WaterSmart Rebate program | 255.00 |
| | *** Total *** | 255.00 |

**Municipal Water District of Orange County
Disbursement Approval Report
For the month of July 2017**

| <i>Invoice#</i> | <i>Vendor / Description</i> | <i>Amount to Pay</i> |
|-----------------|---|------------------------|
| | <i>Westerly Meter Service Co.</i> | |
| 15383 | June 2017 Meter Accuracy Testing program for City of Orange | 7,165.00 |
| | *** Total *** | 7,165.00 |
| | <i>Total Other Funds Expenditures</i> | <hr/> 30,732.43 |
| | <i>Total Expenditures</i> | <hr/> <hr/> 307,167.16 |

**Municipal Water District of Orange County
Disbursement Ratification Report
For the month of June 2017**

| <i>Check #</i> | <i>Date</i> | <i>Vendor # Invoice/CM #</i> | <i>Name / Description</i> | <i>Net Amount</i> |
|----------------------------|----------------|----------------------------------|---|-------------------|
| Core Disbursements: | | | | |
| 136879 | 6/6/17 | SPECTB | Spectrum Business | |
| | | 5210-JUN17 | June 2017 Telephone and internet expense | 788.23 |
| | | | ***Total *** | 788.23 |
| 136880 | 6/6/17 | VERIZO | Verizon Wireless | |
| | | 9786341622 | May 2017 4G Mobile broadband unlimited service | 132.82 |
| | | | ***Total *** | 132.82 |
| 136881 | 6/9/17 | FLORES | Ivan Flores | |
| | | 053117 | May 2017 Business expense | 57.14 |
| | | | ***Total *** | 57.14 |
| 136894 | 6/15/17 | HEDGES | Steve Hedges | |
| | | 060117 | May-June 2017 Business expense | 120.20 |
| | | | ***Total *** | 120.20 |
| 136897 | 6/15/17 | IRONMO | Iron Mountain | |
| | | NXF8630 | June 2017 Archived document storage and withdrawal fees | 4,352.13 |
| | | | ***Total *** | 4,352.13 |
| 136906 | 6/15/17 | SPECTB | Spectrum Business | |
| | | 3564-JUN17 | June 2017 Telephone expense for 3 analog fax lines | 107.03 |
| | | | ***Total *** | 107.03 |
| 136908 | 6/15/17 | TAMARI | Satoru Tamaribuchi | |
| | | 053117 | May 2017 Business expense | 352.78 |
| | | | ***Total *** | 352.78 |
| ACH002587 | 6/15/17 | BAUMHA | Melissa Baum-Haley | |
| | | 052917 | May 2017 Business expense | 418.27 |
| | | | ***Total *** | 418.27 |
| ACH002591 | 6/15/17 | CHUMPI | Hilary Chumpitazi | |
| | | 052617 | May 2017 Business expense | 63.74 |
| | | | ***Total *** | 63.74 |
| ACH002592 | 6/15/17 | CONWAY | Matthew Conway | |
| | | 060117 | May-June 2017 Business expense | 274.10 |
| | | | ***Total *** | 274.10 |
| ACH002595 | 6/15/17 | DINHPA | Patrick Dinh | |
| | | 053117 | May 2017 Business expense | 32.10 |
| | | | ***Total *** | 32.10 |

**Municipal Water District of Orange County
Disbursement Ratification Report
For the month of June 2017**

| Check # | Date | Vendor # Invoice/CM # | Name / Description | Net Amount |
|--------------------|----------------|----------------------------------|--|-------------------|
| ACH002600 | 6/15/17 | FINNEG | Joan Finnegan | |
| | | 053017 | May 2017 Business expense | 132.60 |
| | | | ***Total *** | 132.60 |
| ACH002601 | 6/15/17 | FRANCI | Pari Francisco | |
| | | 052217 | May 2017 Business expense | 44.82 |
| | | | ***Total *** | 44.82 |
| ACH002604 | 6/15/17 | HUNTER | Robert J. Hunter | |
| | | 051717 | May 2017 Business expense | 32.20 |
| | | | ***Total *** | 32.20 |
| ACH002607 | 6/15/17 | LOEWEN | Laura Loewen | |
| | | 053117 | May 2017 Business expense | 141.79 |
| | | | ***Total *** | 141.79 |
| ACH002619 | 6/15/17 | THOMAS | Jeffery Thomas | |
| | | 053117 | May 2017 Business expense | 134.82 |
| | | | ***Total *** | 134.82 |
| WIRE-170622 | 6/22/17 | WAGEWO | Wageworks | |
| | | INV161533 | May 2017 Cafeteria plan administration | 181.25 |
| | | | ***Total *** | 181.25 |
| 136969 | 6/30/17 | USBANK | U.S. Bank | |
| | | 4140/5443-MAY17 | 4/24/17-5/22/17 Cal Card charges | 14,308.63 |
| | | | ***Total *** | 14,308.63 |
| | | | (See attached sheet for details) | |
| 136970 | 6/30/17 | VOLZKE | Jonathan Volzke | |
| | | 053117 | May 2017 Business expense | 187.37 |
| | | | ***Total *** | 187.37 |
| ACH002624 | 6/30/17 | ACKEEX | Linda Ackerman | |
| | | 053117 | May 2017 Business expense | 59.92 |
| | | | ***Total *** | 59.92 |
| ACH002625 | 6/30/17 | BACATI | Tiffany Baca | |
| | | 052517 | March-May 2017 Business expense | 142.72 |
| | | | ***Total *** | 142.72 |
| ACH002626 | 6/30/17 | BAEZHE | Heather Baez | |
| | | 053117 | May 2017 Business expense | 222.40 |
| | | | ***Total *** | 222.40 |
| ACH002627 | 6/30/17 | BERGIO | Joseph Berg | |
| | | 053117 | May 2017 Business expense | 139.56 |
| | | | ***Total *** | 139.56 |

**Municipal Water District of Orange County
Disbursement Ratification Report
For the month of June 2017**

| <i>Check #</i> | <i>Date</i> | <i>Vendor # Invoice/CM #</i> | <i>Name / Description</i> | <i>Net Amount</i> |
|---------------------------------|----------------|----------------------------------|--|----------------------|
| ACH002628 | 6/30/17 | BUSSLI 053117 | Charles Busslinger May 2017 Business expense ***Total *** | 330.80 330.80 |
| ACH002631 | 6/30/17 | MICALI 060917 | Damon Micalizzi May-June 2017 Business expense ***Total *** | 124.63 124.63 |
| ACH002632 | 6/30/17 | DICKEX 053117 | Larry Dick May 2017 Business expense ***Total *** | 149.84 149.84 |
| ACH002635 | 6/30/17 | LOEWEN 063017 | Laura Loewen June 2017 Business expense ***Total *** | 58.89 58.89 |
| ACH002641 | 6/30/17 | SECKEL 053017 | Karl Seckel April- May 2017 Business expense ***Total *** | 353.39 353.39 |
| Total Core Disbursements | | | | <hr/> 23,444.17 |

Choice Disbursements:

| | | | | |
|-----------------------------------|----------------|------------------------------|--|----------------------|
| 136969 | 6/30/17 | USBANK 4140-MAY17 | U.S. Bank 4/24/17-5/22/17 Cal Card charges ***Total *** (See attached sheet for details) | 454.66 454.66 |
| Total Choice Disbursements | | | | <hr/> 454.66 |

Other Funds Disbursements:

| | | | | |
|---------------|----------------|--------------------------------|---|------------------------------|
| 136880 | 6/6/17 | VERIZO 9786341622 | Verizon Wireless May 2017 4G Mobile broadband unlimited service ***Total *** | 38.01 38.01 |
| 136882 | 6/15/17 | OCWD 17480 | Orange County Water District April 2017 GWRS MET credit ***Total *** | 288,646.13 288,646.13 |
| 136885 | 6/15/17 | ATTUVEOC 8599-JUN17 | AT&T June 2017 U-verse internet service for WEROC N. EOC ***Total *** | 62.83 62.83 |

**Municipal Water District of Orange County
Disbursement Ratification Report
For the month of June 2017**

| <i>Check #</i> | <i>Date</i> | <i>Vendor # Invoice/CM #</i> | <i>Name / Description</i> | <i>Net Amount</i> |
|----------------|-------------|----------------------------------|---|------------------------|
| 136904 | 6/15/17 | SCHUNK 060817 | Janine Schunk May-June 2017 Business expense ***Total *** | 46.02 46.02 |
| ACH002608 | 6/15/17 | MESAWA 9197 | Mesa Water April 2017 Credit for Local Resources program ***Total *** | 84,384.05 84,384.05 |
| | | TURFRP | Turf Removal Program | |
| 136911 | 6/23/17 | TR10-R-TUST-4913-4836 | T. Nguyen | 1,000.00 |
| 136912 | 6/23/17 | TR10-R-SB-5029-4955 | D. Payetta | 234.00 |
| 136913 | 6/23/17 | TR10-R-SM-5036-4962 | R. Drake | 776.00 |
| 136914 | 6/23/17 | TR10-R-SM-5050-4976 | S. Lowe | 581.00 |
| 136915 | 6/23/17 | TR10-R-SM-5189-5119 | N. Torneo | 420.00 |
| 136916 | 6/23/17 | TR10-R-FV-7291-7227 | T. Do | 968.00 |
| 136917 | 6/23/17 | TR10-R-SC-7435-7385 | L. McCorvey | 634.00 |
| 136918 | 6/23/17 | TR8-R-IRWD-7732-7688 | S. Emerson | 1,983.82 |
| 136919 | 6/23/17 | TR10-R-SM-7820-7782 | J. Amendola | 874.00 |
| 136920 | 6/23/17 | TR10-R-SM-7848-7808 | J. Samuelson | 344.00 |
| 136921 | 6/23/17 | TR10-R-SM-8003-7969 | C. Ciesla | 790.00 |
| 136922 | 6/23/17 | TR10-R-SM-9074-9037 | D. Pearson | 827.00 |
| 136923 | 6/23/17 | TR9A-R-MNT-12187-12141 | D. Thexton | 1,576.00 |
| 136924 | 6/23/17 | TR10-C-ETWD-12192-12146 | EL Toro Water District (Laguna Hills) | 25,000.00 |
| 136925 | 6/23/17 | TR10-R-MNT-12211-12168 | M. Tamadon | 554.00 |
| 136926 | 6/23/17 | TR10-R-MNT-12256-12210 | M. Reiter | 2,074.00 |
| 136927 | 6/23/17 | TR8A-R-IRWD-12298-12253 | N. Chernyshoff | 1,314.49 |
| 136928 | 6/23/17 | TR10-R-IRWD-12299-12254 | R. Kiefer | 1,784.00 |
| 136929 | 6/23/17 | TR10-R-IRWD-13307-13262 | J. Majkoski | 580.00 |
| 136930 | 6/23/17 | TR10-C-MESA-13319-13270 | City of Costa Mesa | 44,440.50 |
| 136931 | 6/23/17 | TR10-R-MNT-13328-13278 | C. Chow | 500.00 |
| 136932 | 6/23/17 | TR10-R-FV-13330-13280 | D. Cun | 911.00 |
| 136933 | 6/23/17 | TR10-R-MNT-13349-13298 | N. Lanfranco | 3,824.00 |
| 136934 | 6/23/17 | TR10-R-IRWD-13371-13321 | J. Lu | 696.00 |
| 136935 | 6/23/17 | TR10-R-MNT-13375-13325 | M. Tiano | 1,334.00 |
| 136936 | 6/23/17 | TR10-R-TC-13376-13326 | S. White | 465.00 |
| 136937 | 6/23/17 | TR10-R-FV-13383-13333 | R. Tague | 526.00 |
| 136938 | 6/23/17 | TR10-R-WEST-13394-13345 | R. Cranston | 1,000.00 |
| 136939 | 6/23/17 | TR10-R-WEST-13411-13362 | E. Brewer | 721.00 |
| 136940 | 6/23/17 | TR10-R-O-13419-13369 | P. Kabot | 1,000.00 |
| 136941 | 6/23/17 | TR10-R-MNT-13424-13374 | D. Hernandez | 932.00 |
| 136942 | 6/23/17 | TR10-R-MNT-13431-13381 | D. Davis | 2,534.00 |
| 136943 | 6/23/17 | TR10-R-IRWD-13435-13385 | C. Nordstrom | 1,114.00 |
| 136944 | 6/23/17 | TR10-R-ETWD-13441-13391 | J. Gonzalez | 756.00 |
| 136945 | 6/23/17 | TR10-R-MNT-13443-13394 | W. Todaro | 2,806.00 |
| 136946 | 6/23/17 | TR10-R-MNT-13461-13408 | C. Pierce | 1,040.00 |
| 136947 | 6/23/17 | TR10-R-IRWD-13468-13415 | A. Osentoski | 1,559.37 |
| 136948 | 6/23/17 | TR10-R-MNT-13473-13421 | D. Daoud | 850.00 |
| 136949 | 6/23/17 | TR10-R-ETWD-13482-13429 | P. Nider | 1,790.00 |
| 136950 | 6/23/17 | TR10-R-ETWD-13515-13462 | D. Meltzer | 1,110.00 |

**Municipal Water District of Orange County
Disbursement Ratification Report
For the month of June 2017**

| Check # | Date | Vendor # Invoice/CM # | Name / Description | Net Amount |
|----------------|-------------|----------------------------------|--|-------------------|
| 136951 | 6/23/17 | TR10-R-O-13527-13472 | J. Askew | 479.00 |
| 136952 | 6/23/17 | TR10-R-SM-13567-13512 | D. Marques | 1,000.00 |
| 136953 | 6/23/17 | TR10-R-SOCO-14576-14524 | N. Sampson | 432.00 |
| 136954 | 6/23/17 | TR10-R-SM-17589-17536 | A. Mikolajczyk | 975.00 |
| 136955 | 6/23/17 | TR5W-SJC-5239-ADJ | San Juan Hills West HOA 1 (San Juan Capistrano) | 4,903.00 |
| 136956 | 6/23/17 | TR10-R-SM-12254-12208A | G. Schaadt | 1,000.00 |
| | | | ***Total *** | 121,012.18 |
| 136959 | 6/30/17 | CATALI 0014350 | Catalina Island Conservancy June 2017 WEROC radio repeater site lease | 1,718.29 |
| | | | ***Total *** | 1,718.29 |
| 136962 | 6/30/17 | SANTI1 APR2017 | Santiago Aqueduct Commission April 2017 SAC Pipeline operation surcharge | 4,810.77 |
| | | | ***Total *** | 4,810.77 |
| | | DRIPPR | Spray to Drip Program | |
| 136964 | 6/30/17 | S2D-IRWD-4451 | M. Bhardwaj | 167.05 |
| 136965 | 6/30/17 | S2D-IRWD-8264 | S. Qoborsi | 525.00 |
| 136966 | 6/30/17 | S2D-SMWD-4013 | A. Keshireddy | 342.59 |
| 136967 | 6/30/17 | S2DC-ETWD-8522 | El Toro Water District (Laguna Hills) | 5,257.20 |
| | | | ***Total *** | 6,291.84 |
| 136969 | 6/30/17 | USBANK 4140-MAY17 | U.S. Bank 4/24/17-5/22/17 Cal Card charges | 40.08 |
| | | | ***Total *** | 40.08 |
| | | | (See attached sheet for details) | |
| 136972 | 6/30/17 | WESTNP VA061517 | Western National Property Management Multi-Family HET Direct Install program for Villas Aliento Apartments (Rancho Santa Margarita) | 12,360.00 |
| | | PRV061517 | Multi-Family HET Direct Install program for Park Ridge Villas (Mission Viejo) | 14,850.00 |
| | | VLP061517 | Multi-Family HET Direct Install program for Villa La Paz (Rancho Santa Margarita) | 27,000.00 |
| | | MAH062117 | Multi-Family HET Direct Install program for Maplewood Apartment Homes (Brea) | 3,900.00 |
| | | CHA061517 | Multi-Family HET Direct Install program for Country Hills Apartments (Brea) | 6,825.00 |
| | | BV062117 | Multi-Family HET Direct Install program for Birchwood Village (Brea) | 18,075.00 |
| | | RA062117 | Multi-Family HET Direct Install program for Raintree Apartments (Brea) | 18,750.00 |
| | | BVE062117 | Multi-Family HET Direct Install program for Birchwood Village East (Brea) | 2,775.00 |
| | | WCV062117 | Multi-Family HET Direct Install program for Wood Canyon Villa (Aliso Viejo) | 14,175.00 |
| | | | ***Total *** | 118,710.00 |

**Municipal Water District of Orange County
Disbursement Ratification Report
For the month of June 2017**

| <i>Check #</i> | <i>Date</i> | <i>Vendor # Invoice/CM #</i> | <i>Name / Description</i> | <i>Net Amount</i> |
|--|----------------|----------------------------------|--|----------------------------------|
| ACH002627 | 6/30/17 | BERGJO 053117 | Joseph Berg May 2017 Business expense ***Total *** | 4.50 4.50 |
| ACH002642 | 6/30/17 | SANTAM APR2017 | Santa Margarita Water District April 2017 SCP Pipeline operation surcharge ***Total *** | 26,461.53 26,461.53 |
| WIRE-170630 | 6/30/17 | METWAT 9016 | Metropolitan Water District April 2017 Water deliveries ***Total *** | 9,922,184.60 9,922,184.60 |
| Total Other Funds Disbursements | | | | 10,574,410.83 |
| Total Disbursements | | | | 10,598,309.66 |


Robert J. Hunter, General Manager


Hilary Chumpitazi, Treasurer

Cal Card Statement Detail
Statement Date: May 22, 2017
Payment Date: June 30, 2017

| Date | Description | Amount |
|------------------------------|---|-----------------------|
| <u>K. Seckel Card</u> | | |
| 04/19/17 | Lunch for Mangers' meeting and K. Lyon retirement | \$ 1,151.38 |
| 04/21/17 | California Water Efficiency Partnership Peer-To-Peer conference in San Diego, CA from May 31-Jun. 1, 2017 - Accommodations for S. Hedges | 281.76 |
| 04/21/17 | California Water Efficiency Partnership Peer-To-Peer conference in San Diego, CA from May 31-Jun. 1, 2017 - Accommodations for M. Conway | 281.76 |
| 04/21/17 | California Water Efficiency Partnership Peer-To-Peer conference in San Diego, CA from May 31-Jun. 1, 2017 - Accommodations for R. Waite | 281.76 |
| 04/21/17 | California Water Efficiency Partnership Peer-To-Peer conference in San Diego, CA from May 31-Jun. 1, 2017 - Accommodations for J. Berg | 281.76 |
| 04/21/17 | California Water Efficiency Partnership Peer-To-Peer conference in San Diego, CA from May 31-Jun. 1, 2017 - Accommodations for S. Rae | 281.76 |
| 04/24/17 | UPS delivery charges for Board packets on Apr. 14, 2017 | 55.61 |
| 04/24/17 | Legislative activities in Washington, DC from Apr. 19-21, 2017 - Accommodations for Director Barbre | 35.00 ¹ |
| 04/24/17 | 3/24/17-4/23/17 Monthly web hosting service for new MWDOC website | 12.09 |
| 04/24/17 | Lunch for MET Directors' meeting | 204.73 |
| 04/25/17 | ACWA Spring conference in Monterey, CA from May 9-12, 2017 - Airfare for Director Tamaribuchi | 243.96 |
| 05/01/17 | California Water Efficiency Partnership Peer-To-Peer conference in San Diego, CA from May 31-Jun. 1, 2017 - Accommodations for J. Berg, S. Hedges, S. Rae, M. Conway & R. Waite | 750.00 |
| 05/02/17 | 1 Stereo digital voice recorder | 179.95 |
| 05/02/17 | Orange County Business Council Washington D.C. Advocacy trip in Washington, DC from May 1-3, 2017 - Accommodations for Director Barbre | 86.22 ² |
| 05/03/17 | 4 Apple mini iPads for Poster Contest winners | 1,420.71 |
| 05/04/17 | Red Cross First Aid, CPR and AED training | 1,330.00 ³ |
| 05/05/17 | Staff development lunch | 149.84 |
| 05/08/17 | California Landscape Contractors Association class for Water Conservation in the Landscape in Irvine, CA on May, 10, 2017 - Registration for M. Conway | 45.00 |
| 05/08/17 | UPS delivery charges for Board packets on May 5, 2017 | 7.28 |
| 05/09/17 | Job posting for Water Use Efficiency intern position | 165.00 |
| 05/10/17 | Vacuum for office use | 163.11 |
| 05/10/17 | Office supplies from Costco | 345.86 |

Cal Card Statement Detail
Statement Date: May 22, 2017
Payment Date: June 30, 2017

| Date | Description | Amount |
|--------------|--|----------------------------|
| 05/10/17 | 45 Collapsible buckets for Poster Contest winners | 488.70 |
| 05/11/17 | ACWA Spring conference in Monterey, CA from May 9-11, 2017 - Meals for M. Baum-Haley, H. Baez & K. Hubbard | 120.22 |
| 05/12/17 | Food for staff development meeting | 30.98 |
| 05/12/17 | ACWA Spring conference in Monterey, CA from May 9-12, 2017 - Accommodations for K. Seckel | 745.23 |
| 05/12/17 | ACWA Spring conference in Monterey, CA from May 9-12, 2017 - Accommodations for Director Tamaribuchi | 745.23 |
| 05/15/16 | UPS delivery charges for Board packets on May 5, 2017 | 44.16 |
| 05/16/17 | Food for California Water Efficiency Partnership Board meeting | 454.66 |
| 05/16/17 | California Society of Municipal Finance Officers meeting in Orange, CA on Jun. 15, 2017 - Registration for L. Gunawan | 30.00 |
| 05/17/17 | Association of California Cities - Orange County Federal Advocacy trip in Washington DC from Sep. 24-26, 2017 - Registration for Director Barbre | 1,015.00 |
| 05/17/17 | Association of California Cities - Orange County Grant Writing workshop - Registration for J. Berg | 15.00 |
| 05/17/17 | Meeting chime for Water Policy Dinner events | 84.95 |
| 05/18/17 | Lunch for Managers' meeting | 523.96 |
| 05/18/17 | Lunch for Records Management meeting | 39.30 |
| 05/18/17 | Tripod for video camera | 249.95 |
| 05/18/17 | Splitter and capture card for video camera | 229.00 |
| 05/19/17 | Dropbox renewal for secure file sharing and storage | 99.00 |
| Total | | <u>\$ 12,669.88</u> |

- 1 Director Barbre to reimburse MWDOC \$35.00
- 2 Director Barbre reimbursed MWDOC \$86.22
- 3 Mesa Water reimbursed MWDOC \$225.00 and Worker's Comp
insurance company SDRMA reimbursed \$1,000.00

Cal Card Statement Detail
Statement Date: May 22, 2017
Payment Date: June 30, 2017

| Date | Description | Amount |
|------------------------------|--|---------------------------|
| <u>R. Hunter Card</u> | | |
| 04/25/17-05/22/17 | Meals for R. Hunter's meetings | \$ 614.74 |
| 04/26/17 | Food for Elected Officials forum | 993.85 |
| 05/02/17 | Environmental Leaders meeting in Sacramento, CA on May 2, 2017 - Transportation for R. Hunter, K. Seckel & Director Tamaribuchi | 83.60 |
| 05/02/17 | Environmental Leaders meeting in Sacramento, CA on May 2, 2017 - Parking for R. Hunter | 20.00 |
| 05/02/17 | Environmental Leaders meeting in Sacramento, CA on May 2, 2017 - Meal for R. Hunter, K. Seckel, Director Tamaribuchi & Guests | 103.38 |
| 05/11/17 | FasTrak toll roads deposit | 100.00 |
| 05/17/17 | California Special Districts Association Legislative Days in Sacramento, CA from May 16-17, 2017 - Accommodations for H. Baez | 217.92 |
| Total | | <u>\$ 2,133.49</u> |

Municipal Water District of Orange County
GM Approved Disbursement Report ⁽¹⁾
For the month of June 2017

| <i>Check #</i> | <i>Date</i> | <i>Vendor # Invoice/CM #</i> | <i>Name / Description</i> | <i>Net Amount</i> |
|-----------------------------------|----------------|----------------------------------|--|-------------------|
| Core Disbursements: | | | | |
| 136905 | 6/15/17 | SIGNAF | Signature Flooring, Inc. | |
| | | 03231 | Carpet installation for office 108 | 400.00 |
| | | 03232 | Carpet installation for hallway | 350.00 |
| | | | ***Total *** | 750.00 |
| 136968 | 6/30/17 | STAFFI | Staffing Network, LLC | |
| | | 95703223 | 5/29/17-6/4/17 Temporary help for scanning records and front desk coverage | 848.64 |
| | | | ***Total *** | 848.64 |
| | | | Total Core Disbursements | 1,598.64 |
| Choice Disbursements: | | | | |
| | | | Total Choice Disbursements | - |
| Other Funds Disbursements: | | | | |
| | | | Total Other Funds Disbursements | - |
| | | | Total Disbursements | 1,598.64 |


 Robert J. Hunter, General Manager


 Hilary Chumpitazi, Treasurer

(1) For disbursements that did not make the cut-off of previous month's Disbursement Approval report. Disbursements are approved by GM for payment and need A & F Committee ratification.

Municipal Water District of Orange County
WATER USE EFFICIENCY PROJECTS
Cash Flow as of 6/30/17

| Cash - Beginning Balance | Jul 2016 | Aug 2016 | Sep 2016 | Oct 2016 | Nov 2016 | Dec 2016 | Jan 2017 | Feb 2017 | Mar 2017 | Apr 2017 | May 2017 | Jun 2017 | TOTALS |
|--------------------------------------|-------------------|-------------------|-------------------|-----------------|-----------------|----------------|--------------|----------------|----------------|----------------|----------------|----------------|-----------------|
| REVENUES: | \$ (2,257,237.25) | \$ (3,224,747.37) | \$ (2,270,840.96) | \$ (400,006.46) | \$ (100,015.28) | \$ (92,342.95) | \$ 32,509.77 | \$ 36,819.09 | \$ (32,876.53) | \$ 88,459.08 | \$ (40,581.25) | \$ 126,793.60 | |
| BUREC | | | | 36,748.36 | | 95,010.00 | | | | | 73,023.81 | | \$ 204,782.17 |
| City of Brea | 339.97 | | 144.99 | | 294.99 | | | | | | | | 779.95 |
| City of Buena Park | 332.10 | | 111.00 | 222.00 | 111.00 | 111.00 | 333.00 | | | | 555.00 | 208.35 | 1,983.45 |
| City of Fountain Valley | | | | | | | | | | 777.00 | 402.60 | 333.00 | 1,512.60 |
| City of Fullerton | | 75.00 | | | | | | | | | | | 75.00 |
| City of Garden Grove | | | 222.00 | 666.00 | | 777.00 | | | | | | | 1,665.00 |
| City of Huntington Beach | 640.85 | 49.99 | 519.99 | 117.96 | 557.99 | | | | | | 161.00 | | 3,163.91 |
| City of La Habra | 111.00 | | 111.00 | | | | 1,116.13 | | | | | | 222.00 |
| City of San Clemente | | | | | 1,110.00 | | | 125.00 | | 725.00 | 1,625.00 | 1,125.00 | 4,821.00 |
| City of San Juan Capistrano | 111.00 | | 111.00 | 402.70 | 424.88 | | | | | | | | 1,049.58 |
| City of Tustin | 11,583.00 | 25,459.59 | | | 3,371.00 | | | | | | | | 40,413.59 |
| City of Newport Beach | 450.00 | | 238.99 | | 375.99 | 7,516.00 | | | 376.05 | 333.00 | 111.00 | | 9,401.03 |
| City of Orange | 2,869.43 | | 333.00 | 291.00 | | 111.00 | 111.00 | | 1,665.00 | 888.00 | 1,753.75 | 555.00 | 7,689.18 |
| City of Westminster | | | | | | | | | | | 5,008.00 | 222.00 | 6,118.00 |
| County of Orange | | | | 25,297.04 | | | | | | | | | 25,297.04 |
| Department of Water Resources | | 40,479.67 | | | | 3,777.75 | 1,697.75 | | | 2,072.16 | | | 48,027.33 |
| El Toro Water District | 75.00 | | 75.00 | 2,552.00 | 366.99 | | | 15.00 | 625.00 | 7,020.10 | 6,402.50 | 1,921.00 | 19,127.59 |
| Golden State Water Company | 1,980.00 | | 75.00 | 50.00 | | | | | | | 1,632.00 | | 3,737.00 |
| Irvine Ranch Water District | 99,764.10 | 542,331.88 | 132,095.59 | 309,490.34 | 45,597.19 | 32,010.98 | 13,500.00 | 56,012.38 | 35,922.83 | 47,207.00 | 212,984.28 | 120,672.47 | 1,641,589.04 |
| Laguna Beach County Water District | 1,110.00 | 1,041.00 | | 396.00 | | | | | 15.00 | 15.00 | | 3,074.00 | 5,651.00 |
| Mesa Water District | 1,127.37 | | 80.00 | 209.99 | 149.99 | | 1,050.00 | | | | 2,457.99 | 1,190.00 | 6,265.34 |
| Metropolitan Water District | | 1,934,765.65 | | 28,195.82 | | 70,484.98 | | | 158,687.96 | | | | 2,192,134.61 |
| Moulton Niguel Water District | 459,396.32 | 683,295.61 | 17,279.42 | 102,026.49 | 96,834.06 | 4,400.00 | 104,764.64 | 35,654.00 | 90,041.00 | 37,604.79 | 105,694.83 | 33,329.84 | 1,770,321.00 |
| Orange County Water District | | | | | | | | | 2,247.70 | | | | 2,247.70 |
| Santa Margarita Water District | 6,821.55 | 3,703.49 | 10,737.34 | 8,062.96 | | 4,215.84 | 1,693.97 | 12,326.00 | | | 226.29 | | 47,787.44 |
| Serrano Water District | 75.00 | | | | | | | | | | | | 75.00 |
| Trabuco Canyon Water District | 475.00 | 150.00 | 200.00 | 100.00 | 100.00 | 100.00 | 200.00 | | 300.00 | | 1,250.00 | 200.00 | 3,075.00 |
| Yorba Linda Water District | | | | | 100.00 | 596.00 | | | | | | | 596.00 |
| Miscellaneous Revenues | | | | | | | | | | | | | |
| Interest Revenue | | 103.68 | | 884.00 | | | | | | 105.08 | | | 1,092.76 |
| Total Revenues | 580,811.69 | 1,297,325.91 | 2,097,100.17 | 515,712.66 | 149,294.08 | 219,110.55 | 124,466.49 | 104,132.38 | 289,880.54 | 96,747.13 | 413,288.05 | 162,830.66 | \$ 6,050,700.31 |
| EXPENDITURES: | | | | | | | | | | | | | |
| Aquaficient | 5,400.00 | | | | | 5,400.00 | | | | 5,400.00 | | | \$ 16,200.00 |
| Bryton Printing | | | | | 2,500.00 | | | | | | | | 2,500.00 |
| Conservation Consulting, LLC | | | | 28,894.25 | | | | | | | | | 28,894.25 |
| DeLorenzo International | | | | | | | | | | 26,550.00 | | | 26,550.00 |
| Ecotech | | | | | | | | | | | 15,000.00 | 12,000.00 | 27,000.00 |
| Golden State Water Company | | | | | 100.00 | | | | | | | | 100.00 |
| Impact Promotional Products | | | | | | | | | | | | 414.03 | 414.03 |
| Laguna Beach CWD | | | | | | 240.00 | | 560.00 | | 320.00 | | | 1,120.00 |
| Metropolitan Water District | 229,162.49 | 111,028.73 | | | 19,364.33 | | 13,053.16 | | | | | 45,202.60 | 645,037.37 |
| Mission RCD | 18,300.13 | 14,225.68 | 38,367.35 | | 8,770.78 | 24,081.46 | | 9,322.50 | 28,525.40 | 37,724.84 | 16,754.97 | 15,175.11 | 211,248.22 |
| Quick Signs & Graphics | | | | | | | | | | | | 810.82 | 810.82 |
| Reprints UCI Medical | | | | | | | | | | | | | 18,684.00 |
| Spray to Drip program | | | | | | | | | | | 2,450.00 | | 2,450.00 |
| Shady Gizmo | | | | | | 675.00 | | 18,684.00 | | | | | 18,684.00 |
| Turf Removal | 1,287,489.27 | 214,655.09 | 175,786.98 | 179,854.83 | 110,111.64 | 57,547.37 | 102,895.83 | 140,776.50 | 110,756.26 | 78,149.68 | 61,995.11 | 121,012.18 | 2,641,030.74 |
| UFI Medical | | | | | | | | | 6,500.00 | | | | 6,500.00 |
| Western National Property Management | | | | | | | | | | | | 118,710.00 | 118,710.00 |
| Miscellaneous Expenses | | | | | | | | | | | | | |
| Interest Expense | | | | | | | | | | | | | |
| Salary & Benefit | 7,579.92 | 3,510.00 | 12,111.34 | 5,087.40 | | 6,989.00 | 178.18 | | 22,763.27 | 130.00 | | | 12,845.50 |
| Total Expenditures | 1,548,321.81 | 343,419.50 | 226,265.67 | 215,721.48 | 141,621.75 | 94,257.83 | 120,157.17 | 173,828.00 | 168,544.93 | 225,787.46 | 245,913.20 | 319,616.58 | \$ 3,823,455.38 |
| Cash - Ending Balance | \$ (3,224,747.37) | \$ (2,270,840.96) | \$ (400,006.46) | \$ (100,015.28) | \$ (92,342.95) | \$ 32,509.77 | \$ 36,819.09 | \$ (32,876.53) | \$ 88,459.08 | \$ (40,581.25) | \$ 126,793.60 | \$ (29,992.32) | |



Municipal Water District of Orange County
Consolidated Summary of Cash and Investment
 May 31, 2017

Street Address:
 18700 Ward Street
 Fountain Valley, California 92708

Mailing Address:
 P.O. Box 20895
 Fountain Valley, CA 92728-0895

(714) 963-3058
 Fax: (714) 964-9389
www.mwdoc.com

Wayne S. Osborne
President

Brett R. Barbre
Vice President

Larry D. Dick
Director

Joan C. Finnegan
Director

Megan Yoo Schneider
Director

Sat Tamaribuchi
Director

Jeffery M. Thomas
Director

Robert J. Hunter
General Manager

MEMBER AGENCIES

City of Brea
 City of Buena Park
 East Orange County Water District
 El Toro Water District
 Emerald Bay Service District
 City of Fountain Valley
 City of Garden Grove
 Golden State Water Co.
 City of Huntington Beach
 Irvine Ranch Water District
 Laguna Beach County Water District
 City of La Habra
 City of La Palma
 Mesa Water District
 Moulton Niguel Water District
 City of Newport Beach
 City of Orange
 Orange County Water District
 City of San Clemente
 City of San Juan Capistrano
 Santa Margarita Water District
 City of Seal Beach
 Serrano Water District
 South Coast Water District
 Trabuco Canyon Water District
 City of Tustin
 City of Westminster
 Yorba Linda Water District

District investments and cash balances are held in various funds designated for certain purposes as follows:

| Fund | Book Value | % of Portfolio |
|--|---------------------|----------------|
| Designated Reserves | | |
| General Operations | \$2,715,630 | 25.77% |
| Grant & Project Cash Flow | 1,500,000 | 14.23% |
| Election Expense | 475,000 | 4.51% |
| Building Repair | 350,407 | 3.33% |
| OPEB | 209,006 | 1.98% |
| Total Designated Reserves | 5,250,043 | 49.82% |
| General Fund | 3,864,636 | 36.67% |
| Water Fund | 1,352,593 | 12.84% |
| Conservation Fund | 126,794 | 1.20% |
| Desalination Feasibility Study Fund | (253,231) | (2.40%) |
| WEROC Fund | 168,507 | 1.60% |
| Trustee Activities | 28,108 | 0.27% |
| Total | \$10,537,450 | 100.00% |

The funds are invested as follows:

| Term of Investment | % of Portfolio | Book Value | Market Value |
|---------------------------|----------------|---------------------|---------------------|
| Cash | 3.96% | \$417,453 | \$417,453 |
| Short-term investment | | | |
| • LAIF | 9.86% | \$1,038,905 | \$1,038,905 |
| • OCIP | 57.69% | 6,078,702 | 6,078,702 |
| Long-term investment | | | |
| • Corporate Bond | 7.14% | 752,390 | 755,195 |
| • Certificates of Deposit | 21.35% | 2,250,000 | 2,260,805 |
| Total | 100.00% | \$10,537,450 | \$10,551,060 |

The average number of days to maturity/call as of May 31, 2017 equaled 175 and the average yield to maturity is 1.215%. During the month, the District's average daily balance was \$15,564,805.33. Funds were invested in Federal Agency Issues, Certificates of Deposit, Negotiable CD's, Miscellaneous Securities, the Local Agency Investment Funds (LAIF) and the Orange County Investment Pool (OCIP) during the month of May 2017.

The \$13,610 difference between the book value and the market value on May 31, 2017 represents the exchange difference if all investments had been liquidated on that date. Since it is the District's practice to "buy and hold" investments until maturity, the market values are a point of reference, not an indication of actual loss or gain. There are no current plans or cash flow requirements identified in the near future that would require the sale of these securities prior to maturity.

Robert J. Hunter
 General Manager

Hilary Chumpitazi
 Treasurer

MUNICIPAL WATER DISTRICT OF ORANGE COUNTY



Portfolio Management - Portfolio Summary May 31, 2017

| 5/31/2017 | Par Value | Market Value | Book Value | % of Portfolio | Days to Mat/Call | YTM @ Cost |
|-----------------------------------|----------------------|----------------------|----------------------|----------------|------------------|--------------|
| Negotiable Certificate Of Deposit | 2,250,000.00 | 2,260,805.00 | 2,250,000.00 | 22.24 | 433 | 1.726 |
| Corporate Bond | 750,000.00 | 755,195.00 | 752,389.95 | 7.41 | 1,053 | 2.238 |
| Local Agency Investment Funds | 1,038,904.81 | 1,038,904.81 | 1,038,904.81 | 10.27 | 1 | 0.918 |
| Orange County Investment Pool | 6,078,702.26 | 6,078,702.26 | 6,078,702.26 | 60.08 | 1 | 0.950 |
| Total Investments | 10,117,607.07 | 10,133,607.07 | 10,119,997.02 | 100.00 | 175 | 1.215 |

| | | | | | | |
|-----------------------------------|----------------------|----------------------|----------------------|--|------------|--------------|
| Cash | | | | | | |
| Cash | 417,453.42 | 417,453.42 | 417,453.42 | | 1 | 0.00 |
| Total Cash and Investments | 10,535,060.49 | 10,551,060.49 | 10,537,450.44 | | 175 | 1.215 |

| | | |
|---------------------------------|-------------------------|----------------------------|
| Total Earnings | Month Ending May | Fiscal Year to Date |
| Current Year | 14,049.65 | 171,420.22 |
| Average Daily Balance | 15,564,805.33 | |
| Effective Rate of Return | 1.215% | |

We certify that this report reflects the cash and investments of the Municipal Water District of Orange County and is in conformity with the Government Code requirements and the District Investment Policy and Guidelines in effect at the time of investment. The Investment Program herein shown provides sufficient cash flow liquidity to meet the next six month's estimated expenditure. The source for the market values are from Union Bank.


Robert J. Hunter, General Manager

7-5-17
Date


Hilary Chumitazi, Treasurer

6/30/2017
Date

MUNICIPAL WATER DISTRICT OF ORANGE COUNTY
Portfolio Management
Long-Term Portfolio Details - Investments
May 31, 2017

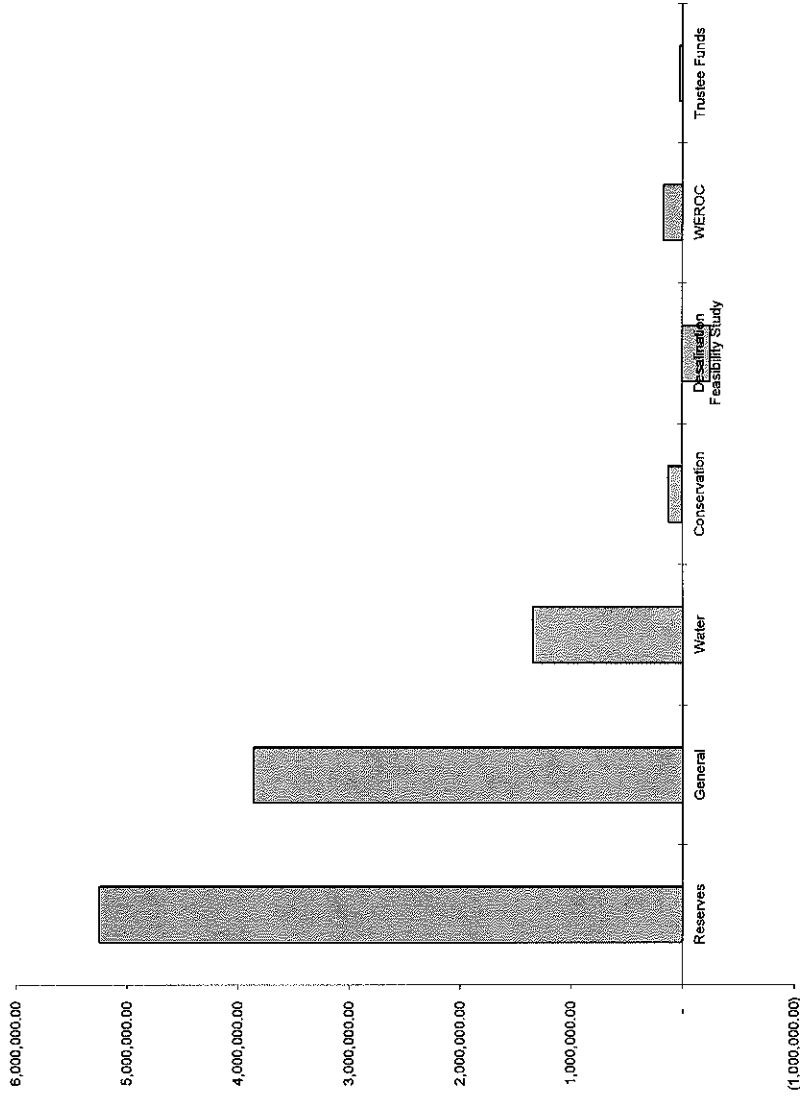
| Issuer | CUSIP/Ticker | Settlement Date | Par Value | Market Value | Book Value | Coupon Rate | YTM @ Cost | Days To Call/Maturity | Maturity Date |
|--|--------------|-----------------|---------------------|---------------------|---------------------|--------------|--------------|-----------------------|---------------|
| Negotiable Certificate Of Deposit | | | | | | | | | |
| Ally Bank | 02006LFV0 | 7/23/2014 | 250,000.00 | 250,105.00 | 250,000.00 | 1.150 | 1.150 | 54 | 7/24/2017 |
| American Express Bank | 02587CEA4 | 7/29/2015 | 250,000.00 | 250,592.50 | 250,000.00 | 1.450 | 1.450 | 243 | 1/29/2018 |
| Barclays Bank | 06740KJP3 | 9/24/2015 | 250,000.00 | 252,277.50 | 250,000.00 | 1.900 | 1.900 | 845 | 9/23/2019 |
| Capital One Bank | 140420TY6 | 8/5/2015 | 250,000.00 | 250,912.50 | 250,000.00 | 1.700 | 1.700 | 432 | 8/6/2018 |
| Capital One Natl Assn | 14042E6C9 | 9/2/2015 | 250,000.00 | 252,597.50 | 250,000.00 | 1.950 | 1.950 | 825 | 9/3/2019 |
| Discover Bank | 2548712Y5 | 7/23/2014 | 250,000.00 | 250,830.00 | 250,000.00 | 1.600 | 1.600 | 418 | 7/23/2018 |
| Goldman Sachs Bank | 36163FJC8 | 7/25/2014 | 250,000.00 | 250,105.00 | 250,000.00 | 1.200 | 1.200 | 55 | 7/25/2017 |
| HSBC Bank | 40434AK65 | 1/21/2016 | 250,000.00 | 250,895.00 | 250,000.00 | 1.550 | 2.534 | 235 | 1/21/2021 |
| Synchrony Bank | 87164XBY1 | 7/25/2014 | 250,000.00 | 252,490.00 | 250,000.00 | 2.050 | 2.050 | 790 | 7/30/2019 |
| Sub Total | | | 2,250,000.00 | 2,260,805.00 | 2,250,000.00 | 1.617 | 1.726 | 433 | |
| Corporate Bond | | | | | | | | | |
| JP Morgan Chase | 46626HKA7 | 11/2/2015 | 500,000.00 | 502,225.00 | 501,231.47 | 2.250 | 2.152 | 936 | 1/23/2020 |
| Wells Fargo | 94974BGR5 | 1/13/2016 | 250,000.00 | 252,970.00 | 251,158.48 | 2.550 | 2.409 | 1,286 | 12/7/2020 |
| Sub Total | | | 750,000.00 | 755,195.00 | 752,389.95 | 2.350 | 2.238 | 1,053 | |
| Total Investments | | | 3,000,000.00 | 3,016,000.00 | 3,002,389.95 | 1.800 | 1.854 | 588 | |
| Total Earnings | | | | | | | | | |
| Current Year | | | 4,539.71 | | 49,457.56 | | | | |

MUNICIPAL WATER DISTRICT OF ORANGE COUNTY
Portfolio Management
Short-Term Portfolio Details - Cash and Investments
May 31, 2017

| Investments | CUSIP/Ticker | Settlement Date | Par Value | Market Value | Book Value | Coupon Rate | YTM @ Cost | Days To Call/Maturity | Maturity Date |
|--------------------------------------|--------------|-----------------|---------------------|---------------------|---------------------|--------------|--------------|-----------------------|---------------|
| Local Agency Investment Funds | | | | | | | | | |
| LAIF LGIP | LAIF | 6/30/2010 | 1,038,904.81 | 1,038,904.81 | 1,038,904.81 | 0.918 | 0.918 | 1 | N/A |
| Sub Total | | | 1,038,904.81 | 1,038,904.81 | 1,038,904.81 | 0.918 | 0.918 | 1 | |
| Orange County Investment Pool | | | | | | | | | |
| County of Orange LGIP | OCIP | 6/29/2005 | 6,078,702.26 | 6,078,702.26 | 6,078,702.26 | 0.950 | 0.950 | 1 | N/A |
| Sub Total | | | 6,078,702.26 | 6,078,702.26 | 6,078,702.26 | 0.950 | 0.950 | 1 | |
| Total Investments | | | 7,117,607.07 | 7,117,607.07 | 7,117,607.07 | 0.945 | 0.945 | | |
| Cash | | | | | | | | | |
| Bank of America Cash | CASH0547 | 7/1/2011 | 416,953.42 | 416,953.42 | 416,953.42 | 0.000 | 0.000 | 1 | N/A |
| Petty Cash Cash | CASH | 7/1/2011 | 500.00 | 500.00 | 500.00 | 0.000 | 0.000 | 1 | N/A |
| Total Cash | | | 417,453.42 | 417,453.42 | 417,453.42 | 0.000 | 0.000 | 1 | |
| Total Cash and Investments | | | 7,535,060.49 | 7,535,060.49 | 7,535,060.49 | 0.945 | 0.945 | 1 | |
| Total Earnings | | | | | | | | | |
| Current Year | | | 9,509.94 | | Fiscal Year To Date | | | | 121,962.66 |

**Municipal Water District of Orange County
Cash and Investments at May 31, 2017**

| ALLOCATION | AMOUNT | % |
|-------------------------------------|----------------------|----------------|
| MWDOC | | |
| Designated Reserves | | |
| General | \$ 2,715,630 | 25.77% |
| Grant & Project Cash Flow | 1,500,000 | 14.23% |
| Election Expense | 475,000 | 4.51% |
| Building Repair | 350,407 | 3.33% |
| OPEB | 209,006 | 1.98% |
| Total Designated Reserves | 5,250,043 | 49.82% |
| General | 3,864,636 | 36.67% |
| Water | 1,352,593 | 12.84% |
| Conservation | 126,794 | 1.20% |
| Desalination Feasibility Study | (253,231) | -2.40% |
| WEROC | 168,507 | 1.60% |
| TOTAL MWDOC | \$ 10,509,342 | 99.73% |
| TRUSTEE ACTIVITIES | | |
| AMP Sales Admin | \$ 28,108 | 0.27% |
| TOTAL TRUSTEE ACTIVITIES | \$ 28,108 | 0.27% |
| TOTAL CASH & INVESTMENTS | \$ 10,537,450 | 100.00% |



TOTAL TRUSTEE ACTIVITIES
TOTAL CASH & INVESTMENTS

MUNICIPAL WATER DIST OF ORANGE COUNTY
PARS OPEB Trust Program**Monthly Account Report for the Period**
5/1/2017 to 5/31/2017Rob Hunter
General Manager
Municipal Water Dist of Orange County
18700 Ward Street
Fountain Valley, CA 92708**Account Summary**

| Source | Beginning Balance as of 5/1/2017 | Contributions | Earnings | Expenses | Distributions | Transfers | Ending Balance as of 5/31/2017 |
|---------------|--|---------------|--------------------|-------------------|---------------|---------------|--------------------------------------|
| OPEB | \$1,930,959.73 | \$0.00 | \$23,663.59 | \$1,726.77 | \$0.00 | \$0.00 | \$1,952,896.55 |
| Totals | \$1,930,959.73 | \$0.00 | \$23,663.59 | \$1,726.77 | \$0.00 | \$0.00 | \$1,952,896.55 |

Investment Selection**Moderate HighMark PLUS****Investment Objective**

The dual goals of the Moderate Strategy are growth of principal and income. It is expected that dividend and interest income will comprise a significant portion of total return, although growth through capital appreciation is equally important. The portfolio will be allocated between equity and fixed income investments.

Investment Return

| 1-Month | 3-Months | 1-Year | Annualized Return | | | Plan's Inception Date |
|---------|----------|--------|-------------------|---------|----------|-----------------------|
| | | | 3-Years | 5-Years | 10-Years | |
| 1.23% | 2.90% | 10.60% | 4.88% | 7.81% | - | 10/26/2011 |

Information as provided by US Bank, Trustee for PARS; Not FDIC Insured; No Bank Guarantee; May Lose Value

Past performance does not guarantee future results. Performance returns may not reflect the deduction of applicable fees, which could reduce returns. Information is deemed reliable but may be subject to change.

Investment Return: Annualized rate of return is the return on an investment over a period other than one year multiplied or divided to give a comparable one-year return.

Account balances are inclusive of Trust Administration, Trustee and Investment Management fees

MUNICIPAL WATER DISTRICT OF ORANGE COUNTY
COMBINED FINANCIAL STATEMENTS
AND
BUDGET COMPARATIVE
JULY 1, 2016 THRU MAY 31, 2017

**Municipal Water District of Orange County
Combined Balance Sheet
As of May 31, 2017**

| <u>ASSETS</u> | Amount |
|---|---------------------------|
| Cash in Bank | 417,453.42 |
| Investments | 10,119,997.02 |
| Accounts Receivable | 27,388,761.83 |
| Accounts Receivable - Other | 121,208.42 |
| Accrued Interest Receivable | 28,974.34 |
| Prepays/Deposits | 488,468.84 |
| Leasehold Improvements | 3,415,059.92 |
| Furniture, Fixtures & Equipment | 447,719.37 |
| Less: Accum Depreciation | (2,659,247.86) |
| Net OPEB Asset | 117,085.00 |
| | <hr/> |
| TOTAL ASSETS | \$39,885,480.30 |
| | <hr/> |
| <u>LIABILITIES AND FUND BALANCES</u> | |
| Liabilities | |
| Accounts Payable | 26,799,520.86 |
| Accounts Payable - Other | 398.13 |
| Accrued Salaries and Benefits Payable | 372,333.54 |
| Other Liabilities | 883,996.87 |
| Unearned Revenue | 2,073,628.49 |
| Total Liabilities | <hr/> 30,129,877.89 <hr/> |
| Fund Balances | |
| Restricted Fund Balances | |
| Water Fund - T2C | 970,085.35 |
| Total Restricted Fund Balances | <hr/> 970,085.35 <hr/> |
| Unrestricted Fund Balances | |
| Designated Reserves | |
| General Operations | 2,832,714.74 |
| Grant & Project Cash Flow | 1,500,000.00 |
| Election Expense | 475,000.00 |
| Building Repair | 350,407.45 |
| OPEB | 209,006.00 |
| Total Designated Reserves | <hr/> 5,367,128.19 <hr/> |
| GENERAL FUND | 2,244,103.41 |
| WEROC | 101,241.62 |
| Total Unrestricted Fund Balances | <hr/> 7,712,473.22 <hr/> |
| Excess Revenue over Expenditures | |
| Operating Fund | 1,476,296.54 |
| Other Funds | (403,252.70) |
| Total Fund Balance | <hr/> 9,755,602.41 <hr/> |
| TOTAL LIABILITIES AND FUND BALANCES | \$39,885,480.30 |

Municipal Water District of Orange County
Revenues and Expenditures Budget Comparative Report
General Fund
From July 2016 thru May 2017

| | Month to Date | Year to Date | Annual Budget | % Used | Encumbrance | Budget Remaining |
|------------------------------|----------------------|---------------------|--------------------------|---------------|--------------------|-----------------------------|
| <u>REVENUES</u> | | | | | | |
| Retail Connection Charge | 0.00 | 6,786,864.75 | 6,786,865.00 | 100.00% | 0.00 | 0.25 |
| Ground Water Customer Charge | 0.00 | 392,666.00 | 392,666.00 | 100.00% | 0.00 | 0.00 |
| Water rate revenues | 0.00 | 7,179,530.75 | 7,179,531.00 | 100.00% | 0.00 | 0.25 |
| Interest Revenue | 12,858.26 | 168,474.11 | 123,000.00 | 136.97% | 0.00 | (45,474.11) |
| Subtotal | 12,858.26 | 7,348,004.86 | 7,302,531.00 | 100.62% | 0.00 | (45,473.86) |
| Choice Programs | 0.00 | 1,292,800.01 | 1,494,789.00 | 86.49% | 0.00 | 201,988.99 |
| Choice Prior Year Carry Over | 0.00 | 0.00 | 44,416.00 | 0.00% | 0.00 | 44,416.00 |
| Miscellaneous Income | 1,739.33 | 51,256.33 | 3,000.00 | 1708.54% | 0.00 | (48,256.33) |
| School Contracts | 3,378.24 | 67,811.13 | 70,000.00 | 96.87% | 0.00 | 2,188.87 |
| Transfer-In From Reserve | 0.00 | 0.00 | 535,873.00 | 0.00% | 0.00 | 535,873.00 |
| Subtotal | 5,117.57 | 1,411,867.47 | 2,148,078.00 | 65.73% | 0.00 | 736,210.53 |
| TOTAL REVENUES | 17,975.83 | 8,759,872.33 | 9,450,609.00 | 92.69% | 0.00 | 690,736.67 |

Municipal Water District of Orange County
Revenues and Expenditures Budget Comparative Report
General Fund
From July 2016 thru May 2017

| | Month to Date | Year to Date | Annual Budget | % Used | Encumbrance | Budget Remaining |
|------------------------------------|---------------|--------------|---------------|---------|-------------|------------------|
| <u>EXPENSES</u> | | | | | | |
| Salaries & Wages | 278,838.81 | 2,875,442.20 | 3,437,120.00 | 83.66% | 0.00 | 561,677.80 |
| Salaries & Wages - Grant Recovery | 0.00 | (29,118.50) | (31,600.00) | 92.15% | 0.00 | (2,481.50) |
| Salaries & Wages - Recovery | 0.00 | (16,980.60) | 0.00 | 0.00% | 0.00 | 16,980.60 |
| Directors' Compensation | 18,668.10 | 194,223.30 | 231,937.00 | 83.74% | 0.00 | 37,713.70 |
| MWD Representation | 9,334.05 | 112,978.16 | 132,535.00 | 85.24% | 0.00 | 19,556.84 |
| Employee Benefits | 75,751.26 | 833,972.38 | 968,160.00 | 86.14% | 0.00 | 134,187.62 |
| OPEB Annual Contribution | 0.00 | 400,000.00 | 105,249.00 | 380.05% | 0.00 | (294,751.00) |
| Employee Benefits - Grant Recovery | 0.00 | (6,960.11) | 0.00 | 0.00% | 0.00 | 6,960.11 |
| Employee Benefits - Recovery | 0.00 | (3,234.40) | 0.00 | 0.00% | 0.00 | 3,234.40 |
| Director's Benefits | 6,504.04 | 63,338.75 | 66,297.00 | 95.54% | 0.00 | 2,958.25 |
| Health Ins \$'s for Retirees | 3,296.76 | 32,561.67 | 50,326.00 | 64.70% | 0.00 | 17,764.33 |
| Training Expense | 1,165.00 | 6,544.00 | 12,000.00 | 54.53% | 0.00 | 5,456.00 |
| Tuition Reimbursement | 0.00 | 0.00 | 5,000.00 | 0.00% | 0.00 | 5,000.00 |
| Temporary Help Expense | 1,272.96 | 16,674.45 | 0.00 | 0.00% | 3,325.55 | (20,000.00) |
| Personnel Expenses | 394,830.98 | 4,479,441.30 | 4,977,024.00 | 90.00% | 3,325.55 | 494,257.15 |
| Engineering Expense | 2,106.69 | 98,048.44 | 405,000.00 | 24.21% | 111,382.13 | 195,569.43 |
| Legal Expense | 19,537.45 | 158,935.43 | 320,000.00 | 49.67% | 161,064.57 | 0.00 |
| Audit Expense | 0.00 | 18,437.00 | 24,000.00 | 76.82% | 0.00 | 5,563.00 |
| Professional Services | 90,581.27 | 860,637.78 | 1,504,497.00 | 57.20% | 228,510.23 | 415,348.99 |
| Professional Fees | 112,225.41 | 1,136,058.65 | 2,253,497.00 | 50.41% | 500,956.93 | 616,481.42 |
| Conference-Staff | 938.49 | 14,525.82 | 22,125.00 | 65.65% | 0.00 | 7,599.18 |
| Conference-Directors | 0.00 | 12,258.00 | 10,725.00 | 114.29% | 0.00 | (1,533.00) |
| Travel & Accom.-Staff | 3,341.03 | 39,754.17 | 71,130.00 | 55.89% | 0.00 | 31,375.83 |
| Travel & Accom.-Directors | 1,412.91 | 21,561.94 | 38,250.00 | 56.37% | 0.00 | 16,688.06 |
| Travel & Conference | 5,692.43 | 88,099.93 | 142,230.00 | 61.94% | 0.00 | 54,130.07 |
| Membership/Sponsorship | 380.00 | 125,476.51 | 134,458.00 | 93.32% | 0.00 | 8,981.49 |
| CDR Support | 9,992.86 | 39,971.50 | 39,972.00 | 100.00% | 0.00 | 0.50 |
| Dues & Memberships | 10,372.86 | 165,448.01 | 174,430.00 | 94.85% | 0.00 | 8,981.99 |
| Business Expense | 980.89 | 5,108.54 | 6,000.00 | 85.14% | 0.00 | 891.46 |
| Maintenance Office | 7,706.99 | 80,528.27 | 123,185.00 | 65.37% | 38,936.73 | 3,720.00 |
| Building Repair & Maintenance | 752.20 | 10,023.15 | 11,000.00 | 91.12% | 1,234.35 | (257.50) |
| Storage Rental & Equipment Lease | 307.57 | 7,041.48 | 7,000.00 | 100.59% | 926.32 | (967.80) |
| Office Supplies | 3,687.81 | 32,587.16 | 38,280.00 | 85.13% | 613.60 | 5,079.24 |
| Postage/Mail Delivery | 558.98 | 10,561.22 | 11,400.00 | 92.64% | 616.97 | 221.81 |
| Subscriptions & Books | 0.00 | 932.31 | 2,000.00 | 46.62% | 0.00 | 1,067.69 |
| Reproduction Expense | 4,397.43 | 8,197.15 | 36,225.00 | 22.63% | 5,579.49 | 22,448.36 |
| Maintenance-Computers | 887.93 | 7,345.90 | 10,000.00 | 73.46% | 732.29 | 1,921.81 |
| Software Purchase | 1,950.60 | 25,660.40 | 31,300.00 | 81.98% | 0.00 | 5,639.60 |
| Software Support | 1,855.78 | 36,404.46 | 46,000.00 | 79.14% | 0.00 | 9,595.54 |
| Computers and Equipment | 0.00 | 26,126.92 | 32,500.00 | 80.39% | 0.00 | 6,373.08 |
| Automotive Expense | 1,339.61 | 16,314.28 | 13,828.00 | 117.98% | 0.00 | (2,486.28) |
| Toll Road Charges | 68.29 | 787.26 | 1,100.00 | 71.57% | 0.00 | 312.74 |
| Insurance Expense | 8,786.21 | 98,754.79 | 90,000.00 | 109.73% | 0.00 | (8,754.79) |
| Utilities - Telephone | 2,554.81 | 18,618.32 | 19,200.00 | 96.97% | 0.00 | 581.68 |
| Bank Fees | 875.59 | 10,722.38 | 10,500.00 | 102.12% | 0.00 | (222.38) |
| Miscellaneous Expense | 6,820.07 | 62,689.44 | 114,020.00 | 54.98% | 0.00 | 51,330.56 |
| MWDOC's Contrb. To WEROC | 12,532.50 | 137,857.50 | 150,390.00 | 91.67% | 0.00 | 12,532.50 |
| Depreciation Expense | 425.35 | 5,407.71 | 0.00 | 0.00% | 0.00 | (5,407.71) |
| Other Expenses | 56,488.61 | 601,668.64 | 753,928.00 | 79.80% | 48,639.75 | 103,619.61 |
| Election Expense | 0.00 | 521,577.61 | 592,000.00 | 88.10% | 0.00 | 70,422.39 |
| MWDOC's Building Expense | 6,606.09 | 268,482.60 | 495,000.00 | 54.24% | 10,443.34 | 216,074.06 |
| Capital Acquisition | 0.00 | 22,799.05 | 62,500.00 | 36.48% | 0.00 | 39,700.95 |
| TOTAL EXPENSES | 586,216.38 | 7,283,575.79 | 9,450,609.00 | 77.07% | 563,365.57 | 1,603,667.64 |
| NET INCOME (LOSS) | (568,240.55) | 1,476,296.54 | 0.00 | | | |

Municipal Water District of Orange County
Revenues and Expenditures Budget Comparative Report
Water Fund
From July 2016 thru May 2017

| | Month to Date | Year to Date | Annual Budget | % Used | Budget Remaining |
|--|----------------------|-----------------------|--------------------------|----------------|-----------------------------|
| <u>WATER REVENUES</u> | | | | | |
| Water Sales | 14,657,461.10 | 118,895,471.80 | 121,881,702.00 | 97.55% | 2,986,230.20 |
| Readiness to Serve Charge | 866,439.80 | 10,665,844.84 | 12,674,093.00 | 84.15% | 2,008,248.16 |
| Capacity Charge CCF | 295,400.00 | 3,891,895.00 | 4,829,790.00 | 80.58% | 937,895.00 |
| SCP/SAC Pipeline Surcharge | 32,013.70 | 296,407.47 | 365,000.00 | 81.21% | 68,592.53 |
| Interest | <u>971.76</u> | <u>7,673.72</u> | <u>4,800.00</u> | <u>159.87%</u> | <u>(2,873.72)</u> |
| TOTAL WATER REVENUES | <u>15,852,286.36</u> | <u>133,757,292.83</u> | <u>139,755,385.00</u> | <u>95.71%</u> | <u>5,998,092.17</u> |
| <u>WATER PURCHASES</u> | | | | | |
| Water Sales | 14,657,461.10 | 118,895,471.80 | 121,881,702.00 | 97.55% | 2,986,230.20 |
| Readiness to Serve Charge | 866,439.80 | 10,665,844.84 | 12,674,093.00 | 84.15% | 2,008,248.16 |
| Capacity Charge CCF | 295,400.00 | 3,891,895.00 | 4,829,790.00 | 80.58% | 937,895.00 |
| SCP/SAC Pipeline Surcharge | <u>32,013.70</u> | <u>296,407.47</u> | <u>365,000.00</u> | <u>81.21%</u> | <u>68,592.53</u> |
| TOTAL WATER PURCHASES | <u>15,851,314.60</u> | <u>133,749,619.11</u> | <u>139,750,585.00</u> | <u>95.71%</u> | <u>6,000,965.89</u> |
| EXCESS OF REVENUE OVER EXPENDITURES | <u>971.76</u> | <u>7,673.72</u> | <u>4,800.00</u> | | |

Municipal Water District of Orange County
WUE Revenues and Expenditures (Actuals vs Budget)
From July 2016 thru May 2017

| | Year to Date Actual | Annual Budget | % Used |
|--|------------------------|------------------|---------|
| Landscape Performance Certification | | | |
| Revenues | 10,911.95 | 118,900.00 | 9.18% |
| Expenses | 10,838.34 | 118,900.00 | 9.12% |
| Excess of Revenues over Expenditures | 73.61 | 0.00 | |
| Industrial Water Use Reduction | | | |
| Revenues | 95,009.98 | 91,236.00 | 104.14% |
| Expenses | 49,512.00 | 91,236.00 | 54.27% |
| Excess of Revenues over Expenditures | 45,497.98 | 0.00 | |
| Spray To Drip Conversion | | | |
| Revenues | 1,655.00 | 468,552.34 | 0.35% |
| Expenses | 3,131.52 | 468,552.34 | 0.67% |
| Excess of Revenues over Expenditures | (1,476.52) | 0.00 | |
| Water Smart Landscape for Public Property | | | |
| Revenues | 0.00 | 168,588.80 | 0.00% |
| Expenses | 0.00 | 168,588.80 | 0.00% |
| Excess of Revenues over Expenditures | 0.00 | 0.00 | |
| Member Agency Administered Passthru | | | |
| Revenues | 62,560.00 | 150,000.00 | 41.71% |
| Expenses | 1,120.00 | 150,000.00 | 0.75% |
| Excess of Revenues over Expenditures | 61,440.00 | 0.00 | |
| ULFT Rebate Program | | | |
| Revenues | 39,530.60 | 205,000.00 | 19.28% |
| Expenses | 44,148.80 | 205,000.00 | 21.54% |
| Excess of Revenues over Expenditures | (4,618.20) | 0.00 | |
| HECW Rebate Program | | | |
| Revenues | 289,962.89 | 432,000.00 | 67.12% |
| Expenses | 315,848.53 | 432,000.00 | 73.11% |
| Excess of Revenues over Expenditures | (25,885.64) | 0.00 | |
| CII Rebate Program | | | |
| Revenues | 225,690.00 | 325,000.00 | 69.44% |
| Expenses | 274,840.00 | 325,000.00 | 84.57% |
| Excess of Revenues over Expenditures | (49,150.00) | 0.00 | |
| Large Landscape Survey | | | |
| Revenues | 440.30 | 30,000.00 | 1.47% |
| Expenses | 633.81 | 30,000.00 | 2.11% |
| Excess of Revenues over Expenditures | (193.51) | 0.00 | |

Municipal Water District of Orange County
WUE & Other Funds Revenues and Expenditures (Actuals vs Budget)
From July 2016 thru May 2017

| | Year to Date Actual | Annual Budget | % Used |
|---|------------------------|------------------|--------|
| Indoor-Outdoor Survey | | | |
| Revenues | 11.30 | 3,500.00 | 0.32% |
| Expenses | 14.06 | 3,500.00 | 0.40% |
| Excess of Revenues over Expenditures | (2.76) | 0.00 | |
| Turf Removal Program | | | |
| Revenues | 1,473,079.62 | 1,750,000.00 | 84.18% |
| Expenses | 1,380,518.19 | 1,750,000.00 | 78.89% |
| Excess of Revenues over Expenditures | 92,561.43 | 0.00 | |
| Comprehensive Landscape (CLWUE) | | | |
| Revenues | 229,650.13 | 399,751.00 | 57.45% |
| Expenses | 316,691.92 | 399,751.00 | 79.22% |
| Excess of Revenues over Expenditures | (87,041.79) | 0.00 | |
| CII, Large Landscape, Performance (OWOW) | | | |
| Revenues | 0.00 | 121,210.00 | 0.00% |
| Expenses | 53,221.24 | 121,210.00 | 43.91% |
| Excess of Revenues over Expenditures | (53,221.24) | 0.00 | |
| WUE Projects | | | |
| Revenues | 2,428,501.77 | 4,263,738.14 | 56.96% |
| Expenses | 2,450,518.41 | 4,263,738.14 | 57.47% |
| Excess of Revenues over Expenditures | (22,016.64) | 0.00 | |
| WEROC | | | |
| Revenues | 292,551.29 | 300,780.00 | 97.26% |
| Expenses | 226,339.60 | 293,780.00 | 77.04% |
| Excess of Revenues over Expenditures | 66,211.69 | 7,000.00 | |
| WEROC - Fuel Trailers | | | |
| Revenues | 109,023.79 | 146,140.80 | 74.60% |
| Expenses | 145,475.37 | 146,140.80 | 99.54% |
| Excess of Revenues over Expenditures | (36,451.58) | 0.00 | |



ACTION ITEM
July 19, 2017

TO: Board of Directors

FROM: **Administration & Finance Committee**
(Directors Thomas, Barbre, Finnegan)

Robert J. Hunter, General Manager

Staff Contacts: Harvey De La Torre
Melissa Baum-Haley
Chris Lingad

SUBJECT: Corrected MWDOC Water Rate Resolution for Fiscal Year 2017-18

STAFF RECOMMENDATION

It is recommended that the Board of Directors adopt the corrected Water Rate Resolution setting forth rates and charges to be effective July 1, 2017 and January 1, 2018 as identified for Fiscal Year 2017-18; and supersedes MWDOC Water Rate Resolution 2051, adopted May 17, 2017. This is the result of Metropolitan Water District correcting its Readiness-to-Serve Charge for 2017-18.

COMMITTEE RECOMMENDATION

Committee recommends (To be determined at Committee Meeting)

REPORT

On May 17, 2017, MWDOC's Board adopted Water Rate Resolution 2051 for Fiscal Year (FY) 2017-2018. This sets all of the MWDOC's and Metropolitan's rates and charges effective July 1, 2017 and January 1, 2018, including the Readiness-to-Serve (RTS) Charge.

On June 23, MWDOC staff received notification that there was an error in Metropolitan's (MET) water sales calculation for the RTS Charge, in particular the total firm water sales for FY 2015-16.

| | | | |
|--|---------------------|---------|-----------|
| Budgeted (Y/N): NA | Budgeted amount: NA | Core __ | Choice __ |
| Action item amount: NA | Line item: | | |
| Fiscal Impact (explain if unbudgeted): | | | |

It was discovered that the FY 2015-16 Conjunctive Use Program (CUP) sales were not included in MET member agency's ten-year average of firm deliveries, which includes MWDOC. This impacts all of MET's member agencies, as the adjustment increases the RTS share for some and decreases it for others. The RTS share increased for all CUP users who did not have their CUP purchases included in the total sales for FY 2015-16. These users include MWDOC, the City of Anaheim and the City of Santa Ana. The result for MWDOC came to a net RTS charge increase of 0.17% for a dollar amount of \$30,722.

Unfortunately this correction requires MWDOC to include the Conjunctive Use Program sales for FY2015-16 in its four-year average and recalculate each member agency's RTS charge. It also requires MWDOC to correct its Water Rate Resolution to reflect the increase in its net RTS charge.

Attached is a table showing each MWDOC member agency's revised RTS charge for FY2017-18, as well as an updated MWDOC Water Rate Resolution for 2017-18.

Attachment A- Exhibit A Table of Revised Readiness-To-Serve Charge for MWDOC Member Agencies for FY 2017-18

Attachment B – MWDOC Water Rate Resolution for Fiscal Year 2017-18

RESOLUTION NO. _____
MUNICIPAL WATER DISTRICT OF ORANGE COUNTY
ESTABLISHING WATER RATES

WHEREAS, pursuant to Water Code sections 71614 and 71616, the Municipal Water District of Orange County ("MWDOC") is authorized to establish water rates and charges for water which will result in revenues sufficient to meet the operating expenses of the District, provide for repairs and depreciation of works, provide a reasonable surplus for improvements, extensions and enlargements, and cover principal and interest payments and costs associated with bonded debt; and,

WHEREAS, the Metropolitan Water District of Southern California ("Metropolitan"), adopted rates for water service consisting of a two-tiered water supply rate, and separate unbundled rates for system access, water stewardship, system power, water treatment, and fixed charges for the Capacity Charge and Readiness-to-Serve, which are imposed on MWDOC as a condition of receiving water deliveries from Metropolitan; and,

WHEREAS, pursuant to Section 1117 of the MWDOC Administrative Code, the MWDOC Board of Directors adopted Ordinance No. 53 establishing classes of water service, and terms and conditions of such service, and intends to adopt this Resolution fixing the rates and charges for said classes of water service (including Choice services in Section 6); and

WHEREAS, the Board of Directors has reviewed the cost of water and other charges imposed on MWDOC by Metropolitan, and with respect to the projected MWDOC operating expenses and financial needs, and has determined that it is necessary and appropriate to establish new rates and charges for water service and programs provided by MWDOC; and

WHEREAS, the Board of Directors has reviewed the water supply, water demand and replenishment conditions in the Orange County Water District (OCWD) Basin and the impact these conditions will have on MWDOC imported water purchases from Metropolitan; and

WHEREAS, MWDOC's Administration and Finance Committee and Board reviewed the issue of tiered or melded water rates for Tier-1 and Tier-2 purchases from Metropolitan in November 2004, and retained the melded rate, with a provision for further review should the OCWD's basin pumping percentage fall below 60% in the future; and

WHEREAS, Metropolitan continues to levy its Standby Charge within the MWDOC service area, which will be credited against Metropolitan's Readiness to Serve Charge and will provide an equivalent offset on the Metropolitan charges imposed on MWDOC; and

WHEREAS, Metropolitan assesses the Capacity Charge to MWDOC based on MWDOC's highest cumulative peak day delivery rate in cubic feet per second (CFS) between May 1 and September 30 in the three preceding calendar years, ending on the year prior to the year of the charge being imposed; and

WHEREAS, MWDOC engaged Raftelis Financial Consultants, Inc. to prepare a cost of service and rate study (Rate Study) for MWDOC's rates and charges; and

WHEREAS, the Rate Study was completed in 2016 and affirmed MWDOC's Retail Meter Charge, and added a new Groundwater Customer Charge effective with the fiscal year 2016-17 rates and charges; and

WHEREAS, beginning with the budget year commencing July 1, 2011 through June 30, 2012, the MWDOC Board approved changing the format of the budget and how certain "Choice" services are to be funded by those MWDOC member agencies and the cities of Anaheim, Fullerton and Santa Ana (3 Cities) electing to receive such services; and

WHEREAS, the MWDOC Board has approved the "Choice" services, the associated budgets, and the methods for allocating such costs to the member agencies, and has directed staff to bill for those costs pursuant to Section 10 of this Resolution as part of MWDOC's water rates and charges; and

WHEREAS, there is a need to charge for costs associated with the transfer or

wheeling of water into the MWDOC service area by any member agency as is provided for in this Resolution.

NOW, THEREFORE, BE IT RESOLVED by the Board of Directors of the Municipal Water District of Orange County that, subject to the terms and conditions set forth herein, the rates and charges for the classes of water service provided by MWDOC to MWDOC's member agencies shall be as follows:

SECTION 1. RATES FOR CLASSES OF WATER SERVICE

The rates per acre-foot of Metropolitan water sold or delivered by MWDOC to its member agencies shall be as follows:

(a) For Full Service, including water delivered for seawater barrier and groundwater replenishment purposes and for agricultural purposes.

| Rate Component | July 1 through December 31, 2017 | Beginning January 1, 2018 |
|-------------------------------|---|--------------------------------------|
| Untreated Full Service | \$666.00 | \$695.00 |
| Treated Full Service | \$979.00 | \$1,015.00 |

| | | |
|---|-----------------|-------------------|
| Unbundled Rate By Component: | | |
| System Access Rate | \$289.00 | \$299.00 |
| System Power Rate | \$124.00 | \$132.00 |
| Water Stewardship Rate | \$52.00 | \$55.00 |
| MWDOC Melded Supply Rate* | \$201.00 | \$209.00 |
| Tiered Supply Rate (Tier 1/Tier 2)* | N/A | N/A |
| Subtotal Untreated Full Service: | \$666.00 | \$695.00 |
| Treatment Surcharge | \$313.00 | \$320.00 |
| Total Treated Full Service: | \$979.00 | \$1,015.00 |

* Any unused revenue will be applied to the Tier 2 Contingency Fund as described in MWDOC's Administrative Code. As a result of MWDOC not applying the Tier 2 Contingency Fund rate, the MWDOC Melded Supply Rate is equal to MET's Tier-1 Supply Rate at this time.

(b) **Drought Allocation Surcharge**

Rates for a Drought Allocation Surcharge are established by Board action in accordance with the Water Supply Allocation Plan (WSAP), as required.

SECTION 2. MWDOC READINESS-TO-SERVE CHARGE.

(a) Amount Due to Metropolitan from MWDOC

Metropolitan has notified MWDOC that for fiscal year 2017-18 Metropolitan estimates that the amount of Metropolitan's Readiness to Serve ("RTS") Charge applicable to MWDOC, which exceeds the standby charges collected in MWDOC's service area ("Net RTS") is ~~\$10,631,601~~ ~~\$10,600,882~~. The Net RTS Charge will be allocated among the MWDOC member agencies, as provided herein and invoiced as a fixed charge to each MWDOC member agency. Metropolitan will bill MWDOC for the Net RTS Charge on a monthly installment basis. The MWDOC Net RTS Charge will be invoiced to the MWDOC member agencies on a monthly basis.

(b) Apportionment of Net Metropolitan RTS Charge to MWDOC's Member Agencies

The MWDOC method of apportioning the Net RTS Charge to the MWDOC member agencies uses the most recently completed four-year rolling average of fiscal year full service purchases of water ending one year prior to the year of the charge being imposed (i.e., for fiscal year 2017-18 charges, the four-year average shall be based on fiscal years 2012-13 through 2015-16). The Net Metropolitan RTS Charges to MWDOC shall be apportioned to the MWDOC member agencies based on the four-year average of full service sales, which would include wheeled and transferred water.

(c) Fiscal Year 2017-18 MWDOC Readiness to Serve Charge Rate

For fiscal year 2017-18, MWDOC will charge the MWDOC member agencies total Net RTS Charges of ~~\$10,631,604~~ ~~\$10,600,882~~. The amount of the Net RTS Charge to be apportioned to each of the MWDOC member agencies is set forth in **Exhibit A**, attached hereto and by this reference incorporated herein made an operative part hereof.

(d) Adjustment of RTS Charge

Metropolitan determines its Net RTS Charge to each agency based on the estimated revenue derived from the Metropolitan Standby Charge within each member agency (less delinquencies and administrative costs). The projected Net Standby Charge revenue for MWDOC in fiscal year 2017-18 is set forth in **Exhibit A**. Once the actual Net Standby Charge revenue is known, Metropolitan may adjust the amount of the Net RTS Charge for the prior year through an additional charge or credit. Any adjustment necessary to reconcile the estimated Net RTS Charge with the actual Net RTS Charge will be charged or credited to each MWDOC member agency in the next regularly scheduled water billing following the preparation of the reconciliation report by Metropolitan.

SECTION 3. MWDOC CAPACITY CHARGE

(a) Amount due to Metropolitan from MWDOC

Metropolitan has notified MWDOC that for calendar year 2018, the amount of the Metropolitan Capacity Charge to be imposed on MWDOC will be \$3,854,970. The Metropolitan Capacity Charge will be allocated among the MWDOC member agencies as provided herein and invoiced as a fixed charge to each member agency. Metropolitan will bill MWDOC for the Capacity Charge on a monthly installment basis. The MWDOC Capacity Charge will be invoiced to the MWDOC member agencies on a monthly basis.

(b) Apportionment of Metropolitan's Capacity Charge to MWDOC's Member Agencies

The MWDOC method of apportioning the Capacity Charge to the MWDOC member agencies uses each member agency's highest peak day flow for delivery of full service water, which includes wheeled and transferred water, during the period of May 1 through September 30 of each year for the three-year period ending one year prior to the year of the charge being imposed (i.e., for calendar year 2018 charges, the highest peak day flow shall be based on May 1 through September 30, 2014, 2015 and 2016). The peak day flow for each MWDOC member agency is used to apportion the Capacity Charge based upon the ratio of each agency's highest peak day flow to the sum of all member agencies' highest peak day flows. The amount of the 2018 Capacity Charge apportioned to each member agency is set forth in **Exhibit B**, attached hereto and by this reference incorporated herein and made an operative part hereof.

SECTION 4. MWDOC'S RETAIL METER CHARGE

The annual charge to be imposed by MWDOC on each member agency for each retail water meter served by a MWDOC member agency which is in service as of January 1 of each year ("MWDOC's Retail Meter Charge") shall be \$11.90. MWDOC's Retail Meter Charge shall be collected in accordance with Section 10 of this Resolution. Annually, or at such time as determined to be necessary, MWDOC will request supporting documentation from each member agency to verify the number of retail meters within their service area, and

such documentation shall be signed by a representative of the member agency. MWDOC is also authorized to conduct random on-site visits with the member agencies to verify the data on the number of retail meters.

SECTION 5. MWDOC GROUNDWATER CUSTOMER CHARGE

The annual charge to be imposed on OCWD for Core services provided by MWDOC for fiscal year 2017-18 shall be \$468,565. MWDOC's Groundwater Customer Charge to be imposed on OCWD shall be collected in accordance with Section 10 of this Resolution.

The Groundwater Customer Charge is calculated based on OCWD's portion of MWDOC's Cost Centers #21 (Planning and Resource Development) and #23 (MET Issues and Special Projects), plus one-twenty-sixth of the remaining MWDOC cost centers of MWDOC's fiscal year 2017-18 general fund core budget, but not including the WEROC cost item. OCWD's portion of Cost Centers #21 and #23 is based on the most recent 10-year historical water purchases as a percentage of the sum of the MWDOC member agencies' 10-year historical water purchases.

SECTION 6. CHOICE SERVICES TO THE MWDOC MEMBER AGENCIES 2017-18

The Choice services to the member agencies shall be provided and charged for as follows for 2017-18:

- (a) Water Use Efficiency Program – The cost of MWDOC's Water Use Efficiency Program shall be allocated to those agencies electing to participate in the program. The costs shall be apportioned to the participants in proportion to the benefits received from Metropolitan and/or any other outside sources of funding in calendar year 2016. There may be other costs allocated over and above these costs for participation in certain water use efficiency program efforts in various parts of Orange County that are separate from this basic program. Anything beyond the basic program will be implemented separately by

agreement or memorandum of understanding with each participating member agency. The costs to be charged shall reflect any carry-over or deficit funds from the preceding fiscal year.

- (b) The Elementary School Education Program will provide grade-specific water education programs for students in Grade 1 through Grade 6 in private and public schools located in Orange County. Each participating member agency may set a target number of students for which the School Education program (“basic program”) be made available in their service area. The basic program will be charged based on the actual number of students to which the program is provided, at a cost of \$4.03 per student. The School Education Program in fiscal year 2017-18 offers other additional services to the member agencies that may be provided pursuant to a contract entered into with MWDOC and under a separate fee structure.
- (c) The High School Education Program will provide for a grade-specific water education program for students in Grade 9 through Grade 12 in private and public schools within Orange County in conjunction with a digital program and teachers’ training program. The High School program is charged based on the level of participation and the program structure. For Fiscal Year 2017-18, the participation rate is \$4,244 per participating High School, and the total cost for the digital program and teachers’ education is \$42,436. These costs are apportioned over all agencies participating based on the percentage of each agency’s high school students compared to the total number of high school students in the program (all cities and water agencies participating). The costs to be charged shall reflect any carry-over or deficit funds from the preceding fiscal year.

- (d) Poseidon Huntington Beach Ocean Desalination Program – The Poseidon Ocean Desalination project Choice activities for fiscal year 2016-17 are uncertain at the time the Board is adopting the budgets and setting the rates and charges. During fiscal year 2014-15, 17 member agencies participated in the Poseidon Choice program. MWDOC will not charge the participating member agencies during fiscal year 2017-18, but will refund the existing accumulation of funds to each agency who deposited funds towards the Poseidon Workgroup.
- (e) The Water Loss Control Program provides professional services with Water Systems Optimization, Inc. for water loss control technical assistance to retail agencies in Orange County, as well as technical services with McCall's Meters, Inc. and with Westerly Meter Service Company to provide meter accuracy testing services. The costs for the program varies per agency according to the level of professional and technical service selected by each participating agency. The costs to be charged shall reflect any carry-over or deficit funds from the preceding fiscal year.

The details on these Choice options and charges to the member agencies are included in Section 10 and are set forth in **Exhibit C**, attached hereto and by this reference incorporated herein and made an operative part hereof .

SECTION 7. RATES AND CHARGES FOR WHEELED, EXCHANGED OR TRANSFERRED WATER

Unless otherwise specified by written agreement with MWDOC, MWDOC shall charge the member agencies for water wheeled, exchanged or transferred through exchanges with Metropolitan into the MWDOC service area in accordance with the provisions below.

Wheeled, exchanged or transferred water will also be assessed, unless otherwise specified

by written agreement, at the then-applicable rates for wheeling services set by Metropolitan's Board of Directors from time to time pursuant to its Administrative Code for the use of Metropolitan's facilities to transport water not owned or controlled by Metropolitan to Metropolitan's member agencies. Metropolitan's rates for "wheeling service" are defined in the Metropolitan Administrative Code. Metropolitan's rate for wheeling service does not include power utilized for delivery, which the wheeling party must provide or pay directly at its own cost (if power can be scheduled by Metropolitan) or pay to Metropolitan at Metropolitan's actual (not system average) cost.

In addition to these charges, MWDOC shall assess the following charges related to costs, pursuant to applicable law:

- (a) A one-time administrative charge, based on actual time spent to account for the staff time and legal counsel time required for preparation of an agreement or agreements to establish the legal and administrative framework for water to be wheeled or transferred through exchanges with Metropolitan.
- (b) Unless otherwise specified by written agreement with MWDOC, an annual charge will be assessed, based on actual time spent in any year in which water is wheeled or transferred through exchanges with Metropolitan, to cover staff time to account for and bill for the water.
- (c) Other charges established by written agreement between MWDOC and a Member Agency.

SECTION 8. MWDOC WATER SUPPLY ALLOCATION PLAN (WSAP)

In the event that a regional water shortage is declared, the MWDOC Board can implement, adjust, or adopt an updated Water Supply Allocation Plan ("Plan"). This Plan, as adopted in 2009, updated in 2014 and 2016, and as amended from time to time, established procedures allowing MWDOC to assess an allocation surcharge to its member agencies in

the event MWDOC is assessed an allocation surcharge under Metropolitan's own "Water Supply Allocation Plan." Under MWDOC's Plan, surcharges may be assessed according to a particular member agency's prorated share of its over usage relative to the MWDOC surcharge amount assessed by Metropolitan. However, the rates set forth in this Resolution do not include or otherwise account for potential surcharges that may be assessed by MWDOC under its Water Supply Allocation Plan.

SECTION 9. **EFFECTIVE DATE**

The rates set forth in this Resolution shall become effective as of July 1, 2017 or thereafter as specified and shall remain in effect until changed by subsequent Resolution of the Board of Directors.

SECTION 10. **BILLING AND PAYMENT**

Billing Schedule. MWDOC member agencies shall be billed for water delivered and for other charges as follows:

- (a) MWDOC's cost of acquisition of the water shall be billed in the month following delivery of the water;
- (b) MWDOC's Retail Meter Charge shall be billed once annually on or after July 1st of each year, for each retail water service meter within each member agency's service area;
- (c) the MWDOC Readiness-to-Serve Charge shall be billed in monthly installments on the water billing in accordance with **Exhibit A**, the MWDOC Capacity Charge shall be billed in monthly installments on the water billing in accordance with **Exhibit B**; and
- (d) the MWDOC Choice services shall be billed once annually on or after July 1st of each year or as otherwise during the fiscal year in accordance with **Exhibit C** and/or as may be adjusted during the fiscal year in

discussions with and as agreed to by the Choice Program participants.

- (e) The fixed annual Groundwater Customer Charge to OCWD, as set forth in MWDOC's Water Rate Ordinance No. 53 and referred to in Section 5 hereof, shall be billed to OCWD annually at the beginning of the fiscal year on July 1. All such billings shall be due on receipt by the member agency and shall be delinquent if payment is not received by MWDOC by the 15th day of the month following the mailing of the billing or within 30 days of mailing of such billing, whichever date is later.

SECTION 11. EXEMPTION FROM CEQA.

The Board of Directors finds that the adoption of the rates and charges as set forth in this Resolution are exempt from the California Environmental Quality Act under Section 21080(b)(8) of the Public Resources Code in that the water rates established herein are for the purpose of meeting operating expenses of MWDOC, including employee wages and fringe benefits, purchasing or leasing of supplies, equipment and materials, meeting financial reserve needs and requirements and obtaining funds for capital projects necessary to maintain service within existing service areas.

SECTION 12. REASONABLE COST.

The Board of Directors finds that the water rates established herein are in accordance with the adopted fiscal year 2017-18 budget, and that said rates do not exceed the reasonable cost of providing water service and other services and regulatory functions for which they are charged.

SECTION 13. SUPERSEDES PRIOR RESOLUTIONS.

All resolutions, ordinance or administrative actions by the Board or parts thereof that are inconsistent with any provision of this Resolution are hereby superseded only to the extent of such inconsistency.

SECTION 14. **RATES SUBJECT TO ORDINANCE.**

The rates for water service established herein are subject to Ordinance No. 53 as it may be amended from time to time.

SECTION 15. **IMPLEMENTATION.**

The General Manager is directed to establish procedures to implement this Resolution.

BE IT FURTHER RESOLVED that a copy of this Resolution be sent to each of MWDOC's member agencies.

Said Resolution No. was adopted by the following roll call vote:

AYES: Directors
NOES:
ABSENT:
ABSTAIN:

MARIBETH GOLDSBY, District Secretary
Municipal Water District of Orange County

EXHIBIT A

Revised Readiness-to-serve Charge for MWD OC Member Agencies for FY 2017-18

DRAFT

| | | | |
|---|--|--|--|
| Metropolitan Readiness-to-Serve (RTS) Charge to MWD OC for FY 2017/18 = \$ 17,714,236.00 | | | |
| Expected Standby Revenue Less Metropolitan Administrative Charge Plus Delinquencies & Uncollectables FY 2017/18 = \$ (7,082,632.00) | | | |
| Net MWD RTS Charge = \$ 10,631,604.00 | | | |

| Agency | 2017 | | | | | | 2018 | |
|------------------------------------|-----------------|----------------|----------------|----------------|----------------|--------------|----------------------|-------------------|
| | Monthly Charge | | | | | | Monthly Charge | |
| | July - December | | | | | | January - June | |
| | 2012-13 | 2013-14 | 2014-15 | 2015-16 | 4-Yr Ave | AF Share (%) | Net RTS | |
| Brea | 3,163 | 3,459 | 3,285 | 1,553 | 2,865 | 1.34% | \$ 141,940 | \$ 11,527 |
| Buena Park | 5,252 | 4,571 | 2,782 | 716 | 3,330 | 1.55% | \$ 164,971 | \$ 13,398 |
| East Orange County Water District | 3,512 | 4,765 | 3,164 | 1,726 | 3,292 | 1.53% | \$ 163,065 | \$ 13,243 |
| El Toro Water District | 9,420 | 10,165 | 8,631 | 6,967 | 8,796 | 4.10% | \$ 435,732 | \$ 35,387 |
| Fountain Valley | 3,201 | 2,644 | 2,618 | 1,985 | 2,612 | 1.22% | \$ 129,398 | \$ 10,509 |
| Garden Grove | 6,893 | 5,183 | 5,928 | 3,301 | 5,326 | 2.48% | \$ 263,859 | \$ 21,429 |
| Golden State Water Company | 8,793 | 8,209 | 5,863 | 3,395 | 6,565 | 3.06% | \$ 325,225 | \$ 26,412 |
| Huntington Beach | 9,545 | 9,342 | 7,692 | 6,060 | 8,160 | 3.80% | \$ 404,235 | \$ 32,829 |
| Irvine Ranch Water District | 23,516 | 21,127 | 16,680 | 11,732 | 18,264 | 8.51% | \$ 904,784 | \$ 73,480 |
| La Habra | 938 | 42 | 232 | 10 | 306 | 0.14% | \$ 15,139 | \$ 1,229 |
| La Palma | 505 | 663 | 539 | 491 | 549 | 0.26% | \$ 27,212 | \$ 2,210 |
| Laguna Beach County Water District | 3,637 | 3,926 | 3,641 | 3,310 | 3,628 | 1.69% | \$ 179,747 | \$ 14,598 |
| Mesa Water District | 2,900 | 0 | 0 | 202 | 776 | 0.36% | \$ 38,419 | \$ 3,120 |
| Moulton Niguel Water District | 28,361 | 28,869 | 26,792 | 23,429 | 26,863 | 12.52% | \$ 1,330,772 | \$ 108,075 |
| Newport Beach | 4,651 | 6,045 | 4,338 | 3,167 | 4,550 | 2.12% | \$ 225,413 | \$ 18,306 |
| Orange | 8,583 | 7,796 | 6,516 | 4,103 | 6,749 | 3.14% | \$ 334,363 | \$ 27,154 |
| Orange County Water District | 24,360 | 55,215 | 65,759 | 54,784 | 50,029 | 23.31% | \$ 2,478,417 | \$ 201,278 |
| San Clemente | 9,014 | 9,654 | 8,917 | 6,512 | 8,524 | 3.97% | \$ 422,295 | \$ 34,296 |
| San Juan Capistrano | 4,731 | 5,189 | 5,166 | 4,998 | 5,021 | 2.34% | \$ 248,748 | \$ 20,201 |
| Santa Margarita Water District | 27,929 | 28,779 | 26,725 | 21,892 | 26,331 | 12.27% | \$ 1,304,420 | \$ 105,935 |
| Seal Beach | 1,188 | 1,164 | 787 | 1,033 | 1,043 | 0.49% | \$ 51,662 | \$ 4,196 |
| Serrano Water District | 501 | 4,034 | 4,682 | 216 | 2,358 | 1.10% | \$ 116,816 | \$ 9,487 |
| South Coast Water District | 5,625 | 6,030 | 5,714 | 4,910 | 5,570 | 2.60% | \$ 275,919 | \$ 22,408 |
| Trabuco Canyon Water District | 2,832 | 3,183 | 2,968 | 2,198 | 2,795 | 1.30% | \$ 138,480 | \$ 11,246 |
| Westminster | 3,980 | 3,760 | 2,356 | 459 | 2,639 | 1.23% | \$ 130,711 | \$ 10,615 |
| Yorba Linda Water District | 10,820 | 10,881 | 5,595 | 3,375 | 7,668 | 3.57% | \$ 379,860 | \$ 30,849 |
| Sum of MWD OC Agencies | 213,850 | 244,694 | 227,369 | 172,523 | 214,609 | 100% | \$ 10,631,604 | \$ 863,419 |
| | | | | | | | | \$ 908,515 |

EXHIBIT B
Capacity Charge for MWDOC Member Agencies for CY 2018

DRAFT 3/27/17

| | 2014 | 2015 | 2016 | Peak |
|---------------------------|---------|--------|---------|----------------|
| MWDOC's Peak to MWD (cfs) | 443.1 | 293.0 | 406.0 | 443.1 |
| Date | 7/25/14 | 7/3/15 | 7/12/16 | 7/25/14 |

Metropolitan Capacity Charge to MWDOC for CY 2018 * **\$ 3,854,970**

| Agency | Capacity Charge Eligible Flows (CFS) | | | CFS Share (%) | Annual Capacity Charge | Monthly Capacity Charge |
|------------------------------------|--------------------------------------|------|--------------|---------------------------------------|------------------------|-------------------------|
| | 2014 | 2015 | 2016 | | | |
| City of Brea | 12.4 | 8.5 | 6.8 | 2.26% | \$ 87,254 | \$ 7,271 |
| City of Buena Park | 4.9 | 7.6 | 4.0 | 1.39% | \$ 53,625 | 4,469 |
| City of San Juan Capistrano | 14.8 | 14.6 | 13.9 | 2.71% | \$ 104,296 | 8,691 |
| East Orange County Water District | 18.9 | 11.4 | 12.8 | 3.45% | \$ 133,051 | 11,088 |
| El Toro Water District | 20.2 | 15.9 | 16.3 | 3.68% | \$ 142,053 | 11,838 |
| City of Fountain Valley | 0.0 | 3.6 | 3.3 | 0.66% | \$ 25,508 | 2,126 |
| City of Garden Grove | 14.2 | 9.0 | 13.0 | 2.60% | \$ 100,261 | 8,355 |
| City of Huntington Beach | 29.7 | 25.0 | 28.4 | 5.43% | \$ 209,289 | 17,441 |
| Irvine Ranch Water District | 43.3 | 41.2 | 43.5 | 7.94% | \$ 306,255 | 25,521 |
| City of La Habra | 0.0 | 2.3 | 1.7 | 0.42% | \$ 16,293 | 1,358 |
| City of La Palma | 0.0 | 1.4 | 2.9 | 0.53% | \$ 20,403 | 1,700 |
| Laguna Beach County Water District | 7.5 | 7.0 | 7.6 | 1.39% | \$ 53,564 | 4,464 |
| Mesa Water District | 0.0 | 0.0 | 0.0 | 0.00% | \$ - | - |
| Moulton Niguel Water District | 55.5 | 45.1 | 59.9 | 10.95% | \$ 422,279 | 35,190 |
| City of Newport Beach | 11.8 | 10.3 | 8.9 | 2.16% | \$ 83,340 | 6,945 |
| Orange County Water District | 101.4 | 61.0 | 135.9 | 24.84% | \$ 957,677 | 79,806 |
| City of Orange | 18.5 | 15.8 | 17.8 | 3.38% | \$ 130,229 | 10,852 |
| City of San Clemente | 20.0 | 21.6 | 21.6 | 3.95% | \$ 152,379 | 12,698 |
| Santa Margarita Water District | 61.1 | 53.9 | 62.3 | 11.38% | \$ 438,653 | 36,554 |
| City of Seal Beach | 5.5 | 5.5 | 5.5 | 1.01% | \$ 39,074 | 3,256 |
| Serrano Water District | 0.0 | 0.0 | 2.0 | 0.37% | \$ 14,091 | 1,174 |
| Golden State Water Company | 14.1 | 7.9 | 12.9 | 2.58% | \$ 99,356 | 8,280 |
| South Coast Water District | 10.9 | 7.3 | 6.5 | 1.99% | \$ 76,748 | 6,396 |
| Trabuco Canyon Water District | 6.5 | 6.0 | 6.1 | 1.19% | \$ 45,941 | 3,828 |
| City of Westminster | 4.8 | 5.3 | 4.7 | 0.96% | \$ 37,154 | 3,096 |
| Yorba Linda Water District | 15.1 | 12.6 | 12.7 | 2.75% | \$ 106,198 | 8,850 |
| Total | | | 547.1 | 100% | \$ 3,854,970 | \$ 321,248 |
| | | | | MWDOC Capacity Charge Per CFS: | | |
| | | | | \$ 7,046 | | |

* Based on MWDOC's aggregate peak flow of 443.1 cfs on 7/25/2014 charge at MET's 2018 rate of \$8,700 per cfs

Exhibit C

MWDOC Member Agency Choice Services Program Summary

Cost Allocations by Agencies for FY 2017-18

DRAFT

As of 6/26/2017

| Retail Agency | Water Use Efficiency [1] | School Education (Elementary)[2] | School Education (High School)[2] | Poseidon Ocean Desalination Refund [3] | Doheny 2014 Refund | Water Loss Control Program [4] | Total Choice Allocation |
|----------------------------|--------------------------|----------------------------------|-----------------------------------|--|--------------------|--------------------------------|-------------------------|
| Brea | \$ 37,186 | \$ 6,448 | \$ 4,888 | | \$ - | | \$ 48,522 |
| Buena Park | \$ 11,485 | \$ 8,463 | \$ 4,911 | | \$ - | | \$ 24,859 |
| East Orange County WD | \$ 1,392 | \$ - | \$ 4,244 | (2,593) | \$ - | | \$ 3,043 |
| El Toro WD | \$ 46,388 | \$ 5,795 | \$ 8,511 | (2,593) | \$ - | | \$ 58,102 |
| Fountain Valley | \$ 7,237 | \$ 5,054 | \$ 6,104 | | \$ - | | \$ 18,395 |
| Garden Grove | \$ 24,779 | \$ 11,772 | \$ - | | \$ - | | \$ 36,551 |
| Golden State Water Company | \$ 31,909 | | | (2,593) | \$ - | | \$ 29,316 |
| Huntington Beach | \$ 35,824 | \$ 22,165 | \$ 7,478 | | \$ - | | \$ 65,467 |
| Irvine Ranch WD | \$ 196,271 | \$ - | \$ - | (2,593) | \$ - | | \$ 193,679 |
| La Habra | \$ 7,747 | \$ 8,060 | \$ 1,519 | | \$ - | | \$ 17,327 |
| La Palma | \$ 3,846 | \$ 2,789 | \$ 741 | | \$ - | | \$ 7,376 |
| Laguna Beach County WD | \$ 2,816 | \$ - | \$ - | (2,593) | (10,000) | | \$ (9,777) |
| Mesa Water | \$ 31,653 | \$ 3,426 | \$ 5,070 | (2,593) | \$ - | | \$ 37,556 |
| Moulton Niguel WD | \$ 114,133 | \$ 18,872 | \$ 18,084 | (2,593) | \$ - | | \$ 148,496 |
| Newport Beach | \$ 13,294 | \$ - | \$ - | (2,593) | \$ - | | \$ 10,701 |
| Orange | \$ 28,948 | \$ 9,015 | \$ 1,732 | (2,593) | \$ - | | \$ 37,102 |
| Orange County WD | \$ - | \$ - | \$ - | (2,593) | \$ - | | \$ (2,593) |
| San Clemente | \$ 44,814 | \$ 2,837 | \$ 5,231 | | (10,000) | | \$ 42,882 |
| San Juan Capistrano | \$ 19,113 | \$ 7,879 | \$ 5,387 | | \$ - | | \$ 32,379 |
| Santa Margarita WD | \$ 78,828 | \$ 14,105 | \$ 8,645 | (2,593) | \$ - | | \$ 98,986 |
| Seal Beach | \$ 3,069 | \$ 2,462 | \$ - | (2,593) | \$ - | | \$ 2,939 |
| Serrano WD | \$ 6,444 | \$ 1,689 | \$ 799 | | \$ - | | \$ 8,932 |
| South Coast WD | \$ 20,326 | \$ 4,755 | \$ 5,123 | (2,593) | (10,000) | | \$ 17,612 |
| Trabuco Canyon WD | \$ 8,345 | \$ 1,955 | \$ - | (2,593) | \$ - | | \$ 7,707 |
| Tustin | \$ 21,550 | \$ 13,299 | \$ 5,790 | (2,593) | \$ - | | \$ 40,639 |
| Westminster | \$ 9,215 | \$ 9,886 | | (2,593) | \$ - | | \$ 16,508 |
| Yorba Linda WD | \$ 27,797 | \$ 4,167 | \$ - | (2,593) | \$ - | | \$ 29,371 |
| Anaheim | \$ 262 | \$ 29,951 | \$ 10,900 | (2,593) | \$ - | | \$ 38,520 |
| Fullerton | \$ 153 | \$ 9,994 | \$ 2,838 | | \$ - | | \$ 12,985 |
| Santa Ana | \$ 282 | \$ 51,528 | \$ 9,831 | | \$ - | | \$ 61,640 |
| Orange County Total | \$ 835,106 | \$ 256,364 | \$ 117,827 | (44,076) | \$ (30,000) | \$ - | \$ 1,135,222 |

Note: Totals may not foot due to rounding.

** These numbers are draft and subject to change

[1] Preliminary Cost Allocation for the Choice Water Use Efficiency Program for FY2017-18

[2] Preliminary cost, to be confirmed on an agency by agency basis

[3] The Poseidon Ocean Desalination Choice Program will be refunded to each participating agency based on their contribution amount (\$3,000 per agency) minus expenses (\$6,924.52).

[4] For FY2017-18 the Water Loss Control Program includes Phase II & III. Agency costs will vary basis on the selection of technical & professional Services. The Final cost by agency are not expected to be determined until Fall 2017

Budgeted amounts, not billed



INFORMATION ITEM

July 12, 2017

TO: Administration & Finance Committee
(Directors Thomas, Barbre, Finnegan)

FROM: Robert Hunter, General Manager

Staff Contact: J. Berg/D. Micalizzi

SUBJECT: FY 2017-18 CHOICE PROGRAM UPDATE

STAFF RECOMMENDATION

Staff recommends the Administration & Finance Committee to receive and file the information

COMMITTEE RECOMMENDATION

Committee recommends (To be determined at Committee Meeting)

REPORT

Municipal Water District of Orange County's (MWDOC) CHOICE Programs for FY 2017-18 include:

- School Programs
- Water Use Efficiency
- Water Loss Control Program

CHOICE Programs that have been discontinued for FY 2017-18 include:

- Communications Plan (Public Affairs)
- Doheny Desal
- Poseidon

Below is an update on the CHOICE programs for FY 2017-18:

- **School Programs** – The current contracts for the school programs will continue, with program modifications where appropriate. Both agreements, approved last year, increase by 3% this year per the contracts.
 - a. The grade-school program will be run in conjunction with the Discovery Science Center - keypad program for all of the assembly programs in grades 1-6. Participating agencies are: Anaheim, Brea, Buena Park, East Orange CWD, El Toro WD, Fountain Valley, Fullerton, Garden Grove, Huntington Beach, Irvine Ranch WD, La Habra, La Palma, Laguna Beach CWD, Mesa Water, Moulton

| | | | |
|---|----------------------|---------|-----------------|
| Budgeted (Y/N): N/A | Budgeted amount: N/A | Core __ | Choice <u>X</u> |
| Action item amount: N/A | Line item: N/A | | |
| Fiscal Impact (explain if unbudgeted): N/A | | | |

Niguel WD, Orange, San Clemente, San Juan Capistrano, Santa Ana, Santa Margarita WD, Seal Beach, Serrano WD, South Coast WD, Trabuco Canyon WD, Tustin, Westminster, and Yorba Linda WD. The target student number is 63,614.

- b. The high school program continues with the Orange County Department of Education's "Inside the Outdoors" program. A full report of the first-high school program is scheduled for the July Public Affairs and Legislation Committee meeting. MWDOC staff is also working closely with Metropolitan (MET) to incorporate some of MET's education activities.

The initial year's program included "Water Expos" at 14 high schools. In 2016-17, 15 classroom programs were completed. Participating agencies for 2017-18 are Anaheim, Brea, Buena Park, East Orange County WD, El Toro WD, Fountain Valley, Huntington Beach, Mesa Water, Moulton Niguel WD, San Clemente, San Juan Capistrano, Santa Ana, Santa Margarita WD, and South Coast WD. Some districts sponsor more than one high school, giving the program a target of 19 classroom programs for 2017-18.

- **Water Use Efficiency (WUE)** – This program continues to access outside funding from MET's Conservation Credits Program, as well as grants awarded to MWDOC by the California Department of Water Resources and U.S. Bureau of Reclamation. Programs are offered to residential, landscape, commercial, industrial, and institutional customers across Orange County. The \$835,106 budget is allocated proportionately based on the amount of outside funding received within each agency's service area during the previous calendar year. The WUE CHOICE allocation is currently in its annual reconciliation period, which will be completed in the coming month.
- **Water Loss Control Program** – The second year of this three-year program offers water loss control training and technical assistance to MWDOC's member agencies. This assistance is provided using the CHOICE-based cost-sharing framework for agencies who opt-in. Agencies are able to pick and choose the tasks that meet their needs and will also be able to choose a low or high level of technical assistance within each task. This approach allows for maximum flexibility for agencies to customize the level of technical assistance needed. In addition to the services provided by the program consultant, Water Systems Optimization, Inc., workgroup meetings are held by MWDOC.

At the conclusion of the first year, it was determined that additional technical assistance was needed for sales meter accuracy testing. As a result, staff conducted a request for proposals process and obtained Board authorization to hire two meter accuracy testing companies as an additional choice service for member agencies. Agencies are now accessing this service to refine their distribution system water balances. Additionally, MWDOC was awarded a Bureau of Reclamation grant to purchase leak detection equipment for use by member agencies. This equipment purchase is anticipated in spring of 2018.

Attached is a summary table of the MWDOC member agencies participating in this year's CHOICE Programs, along with an estimated annual cost for each agency.

The process for determining the cost for participating in each MWDOC CHOICE Program is first determined by estimating the total Program budget for the coming year and the projected number of participants. This provides MWDOC and the member agencies a preliminary CHOICE Program budget, which is utilized in our budgeting process. However, once the fiscal year ends, a reconciliation occurs that applies any revenue overage or shortfall to the year's actual Program costs, which may lead to adjustments to the Program budget allocation among the agencies. In addition, there can be additional changes such as in the number of participants in Program, that can further adjust the budget.

MWDOC Member Agency Choice Services Program Summary
Cost Allocations by Agencies for FY 2017-18

DRAFT

As of 6/26/2017

| Retail Agency | Water Use Efficiency [1] | School Education (Elementary)[2] | School Education (High School)[2] | Poseidon Ocean Desalination Refund [3] | Doheny 2014 Refund | Water Loss Control Program [4] | Total Choice Allocation |
|----------------------------|--------------------------|----------------------------------|-----------------------------------|--|--------------------|--------------------------------|-------------------------|
| Brea | \$ 37,186 | \$ 6,448 | \$ 4,888 | | \$ - | | \$ 48,522 |
| Buena Park | \$ 11,485 | \$ 8,463 | \$ 4,911 | | \$ - | | \$ 24,859 |
| East Orange County WD | \$ 1,392 | \$ - | \$ 4,244 | (2,593) | \$ - | | \$ 3,043 |
| El Toro WD | \$ 46,388 | \$ 5,795 | \$ 8,511 | (2,593) | \$ - | | \$ 58,102 |
| Fountain Valley | \$ 7,237 | \$ 5,054 | \$ 6,104 | | \$ - | | \$ 18,395 |
| Garden Grove | \$ 24,779 | \$ 11,772 | \$ - | | \$ - | | \$ 36,551 |
| Golden State Water Company | \$ 31,909 | | | (2,593) | \$ - | | \$ 29,316 |
| Huntington Beach | \$ 35,824 | \$ 22,165 | \$ 7,478 | | \$ - | | \$ 65,467 |
| Irvine Ranch WD | \$ 196,271 | \$ - | \$ - | (2,593) | \$ - | | \$ 193,679 |
| La Habra | \$ 7,747 | \$ 8,060 | \$ 1,519 | | \$ - | | \$ 17,327 |
| La Palma | \$ 3,846 | \$ 2,789 | \$ 741 | | \$ - | | \$ 7,376 |
| Laguna Beach County WD | \$ 2,816 | \$ - | \$ - | (2,593) | \$ (10,000) | | \$ (9,777) |
| Mesa Water | \$ 31,653 | \$ 3,426 | \$ 5,070 | (2,593) | \$ - | | \$ 37,556 |
| Moulton Niguel WD | \$ 114,133 | \$ 18,872 | \$ 18,084 | (2,593) | \$ - | | \$ 148,496 |
| Newport Beach | \$ 13,294 | \$ - | \$ - | (2,593) | \$ - | | \$ 10,701 |
| Orange | \$ 28,948 | \$ 9,015 | \$ 1,732 | (2,593) | \$ - | | \$ 37,102 |
| Orange County WD | \$ - | \$ - | \$ - | (2,593) | \$ - | | \$ (2,593) |
| San Clemente | \$ 44,814 | \$ 2,837 | \$ 5,231 | | \$ (10,000) | | \$ 42,882 |
| San Juan Capistrano | \$ 19,113 | \$ 7,879 | \$ 5,387 | | \$ - | | \$ 32,379 |
| Santa Margarita WD | \$ 78,828 | \$ 14,105 | \$ 8,645 | (2,593) | \$ - | | \$ 98,986 |
| Seal Beach | \$ 3,069 | \$ 2,462 | \$ - | (2,593) | \$ - | | \$ 2,939 |
| Serrano WD | \$ 6,444 | \$ 1,689 | \$ 799 | | \$ - | | \$ 8,932 |
| South Coast WD | \$ 20,326 | \$ 4,755 | \$ 5,123 | (2,593) | \$ (10,000) | | \$ 17,612 |
| Trabuco Canyon WD | \$ 8,345 | \$ 1,955 | \$ - | (2,593) | \$ - | | \$ 7,707 |
| Tustin | \$ 21,550 | \$ 13,299 | \$ 5,790 | | \$ - | | \$ 40,639 |
| Westminster | \$ 9,215 | \$ 9,886 | | (2,593) | \$ - | | \$ 16,508 |
| Yorba Linda WD | \$ 27,797 | \$ 4,167 | \$ - | (2,593) | \$ - | | \$ 29,371 |
| Anaheim | \$ 262 | \$ 29,951 | \$ 10,900 | (2,593) | \$ - | | \$ 38,520 |
| Fullerton | \$ 153 | \$ 9,994 | \$ 2,838 | | \$ - | | \$ 12,985 |
| Santa Ana | \$ 282 | \$ 51,528 | \$ 9,831 | | \$ - | | \$ 61,640 |
| Orange County Total | \$ 835,106 | \$ 256,364 | \$ 117,827 | (44,076) | \$ (30,000) | \$ - | \$ 1,135,222 |

**** These numbers are draft and subject to change**

[1] Preliminary Cost Allocation for the Choice Water Use Efficiency Program for FY 2017-18

[2] Preliminary cost, to be confirmed on an agency by agency basis

[3] The Poseidon Ocean Desalination Choice Program will be refunded to each participating agency based on their contribution amount (\$3,000 per agency) minus expenses (\$6,924.52).

[4] For FY 2017-18 the Water Loss Control Program includes Phases II & III. Agency costs will vary based on the selection of technical & professional services. The final costs by agency are not expected to be determined until Fall 2017

| Municipal Water District of Orange County | | | | |
|---|---|------------------|---------------------------|---|
| General Manager Authorized Agreements | | | | |
| FY 2016-17 | | | | |
| DATE | ENTITY | GM AUTHORIZATION | CONTRACT AMOUNT | SUBJECT |
| 7/20/2016 | Geopex | Yes | | SAWPA-Eligible Agency Imagery License Agreement |
| 7/26/2016 | Chambers Group | Yes | | Change Order No. 2 for 2016 Doheny Desalination Project Beach & Lagoon Profiling - Term Extension Only |
| 7/28/2016 | Best Best & Krieger | Yes | | Change Order #1 for 2016 to Agreement for Legal Services - Annual Increase in Rates Only |
| 8/4/2016 | AquaFicient Consulting; ConserVision Consulting | Yes | Not to exceed \$10,800.00 | Consultant Services for Water Smart Landscape Program |
| 8/15/2016 | Invine Ranch Water District | Yes | \$10,800.00 | Participation and Cost Sharing in Water Smart Landscape Program for Letter Grade Reports for Enrolled Irrigation Meters |
| 8/29/2016 | Public Financial Management | Yes | | Change Order No. 1 for 2016 - Term Extension for Financial Advisory Services Agreement for Poseidon/East Orange County Feeder No. 2 |
| 9/7/2016 | City of Santa Ana | Yes | Funded by other sources | Master Agreement for Programs and Services A-2016-210 |
| 9/21/2016 | Metropolitan | Yes | | Term Extension for Foundational Actions Funding Program Agreement No. 139835-San Juan Basin Groundwater and Desalination Optimization Program |
| 9/21/2016 | Metropolitan | Yes | | Term Extension for Foundational Actions Funding Program Agreement No. 139834-Overcoming Barriers to Slant Well Seawater Desalination: Siting, Groundwater, Water Quality, and Treatment |
| 9/27/2016 | Prowest Building Services Inc | Yes | \$5,435.00 | Painting and patching of offices 105 & 107 |
| 9/30/2016 | FloorTech Group | Yes | \$3,145.53 | Carpet and vinyl cove moulding installation in offices 105 & 107 |
| 10/18/2016 | US Bureau of Reclamation | Yes | | Modification No. 003 Grant Agreement No. R14AP00058-Online Irrigation Base Schedule Calculator - Close Out |
| 11/9/2016 | CV Strategies | Yes | Not to Exceed \$7,500.00 | Agreement for Assistance in Recruitment for Director of Public Affairs Position |
| 11/9/2016 | California State Lands Commission | Yes | \$3,000.00 Estimated | Application Processing Reimbursement Agreement No. 10716-Public Agency Use to Remove Existing Test Slant Well, Buried Discharge Pipeline, and Submersible Pump in Orange County |
| 11/18/2016 | US Bureau of Reclamation | Yes | | Modification No. 009 Agreement No. R09AP35266-Hotel Water Smart Program Expansion - Close Out |
| 12/6/2016 | State Lands Commission | Yes | | Doheny Desalination Slant Well Decommissioning Project - Fourth Amendment of Lease No. PRC 8651.9 - Lease extension |
| 12/7/2016 | Orange County Superintendent of Schools | Yes | | Implementation of the Water Education Grades 9-12 School Program by Inside the Outdoors - Amendment #1 - removal of The Ecology Center from program |
| 12/9/2016 | Staffing Network | Yes | Not to exceed \$12,000.00 | Skilled Client Service Agreement for Temporary Administrative Staffing |
| 2/8/2017 | Jarvis Restoration | Yes | \$13,357.95 | Emergency Services for Overflow of Sewage Leak in the Office |
| 2/23/2017 | Geoscience Support Services Inc | Yes | | Change Order #1 - Doheny State Beach Slant Well & Mobile Test Facility Decommissioning - Term Extension Only |
| 2/28/2017 | CDM Smith | Yes | | Change Order #1 for 2017 - Orange County Water Reliability Investigation Phase 2 Scope of Work - Term Extension Only |
| 5/11/2017 | Metropolitan | Yes | | Metropolitan to Provide Electric Power to MWDOC Service Connection OC-79 (formerly ST-11) |

Administration Activities Report
June 10, 2017 to July 6, 2017

| Activity | Summary |
|--|---|
| Administration/Board | <ul style="list-style-type: none"> • Maribeth has been scheduling meetings for Rob Hunter and other various meetings of the Board members. • Maribeth has been assisting Rob/Karl with various write ups and follow-up for the Committees and Board. • Maribeth continues to send the Water Supply Reports to the member agencies. • Maribeth responded to three Public Records Act requests. • Maribeth has been assisting management staff with District policy and procedures. • Pat has been scheduling meetings for Rob, Karl, and Harvey, MET Directors' luncheon meeting, OC MET Managers, MWDOC Managers and ordering lunches for several meetings. • Pat proofed documents for Public Affairs. • Pat registered staff and board members for conferences and events; scheduled travel for AMWA, CCEEB; ACC-OC Advocacy; ACWA State Leg. Comm.; DC legislative initiatives, ACWA Federal Affairs Committee; CUWCC; and other misc. travel and/or workshops, which includes preparation of purchase requisitions and back-up. • Pat proofed, formatted and added electronic signatures to letters to legislators on support positions. |
| MWDOC/OCWD Joint Administration | <ul style="list-style-type: none"> • No information to report. |
| Health Benefits | <ul style="list-style-type: none"> • No information to report. |
| Records Management | <ul style="list-style-type: none"> • Last month's batch of 122 boxes from Iron Mountain (IM) has been processed. The final batch of 138 boxes has been permanently withdrawn from Iron Mountain, all of which have been reviewed for disposition. 89 boxes will remain at IM for the time being. Nearly 500 boxes have been removed and processed since December. The boxes and documents remaining in the library and vault are being reviewed. • Three more filing cabinets have been emptied and removed from the vault. A total of 12 shelving units have been removed from the library and relocated to the vault. The library is nearly empty and is ready for construction of the new doorway. • The strike team continues to scan documents as needed. |
| CalPERS | No information to report. |

| | |
|--------------------------------|---|
| Agency Inquiries | No inquiries this month. |
| Recruitment /Departures | <ul style="list-style-type: none"> Recruitment efforts are underway for the following positions: <ul style="list-style-type: none"> Water Use Efficiency Intern Full-time Database Coordinator position Part-time Administrative Assistant position Public Affairs Intern Laura Loewen, Public Affairs Assistant resigned from her position on July 5th. |
| Other | |
| Projects and Activities | <ul style="list-style-type: none"> Cathy is developing an RFP for space planning design work for the renovation of various conference rooms and work spaces. An RFP was prepared and submitted for the atrium renovation. Staff is working with vendor on finalizing terms of the work. Katie and Cathy are working on a draft RFP for a classification and compensation study scheduled to be sent out in late July/early August. The study will be completed in spring 2018. Cathy is coordinating with Tiffany and Bryce on the installation of the Lobby displays. Cathy obtained quotes on the installation of glass doors for the lobby area. Cathy is coordinating with the contractor on the final work to be completed and on establishing a date for work to begin. Staff performance review process is underway and will be completed by the end of July. Renovation of Keith Lyon's office was completed. Cathy participated in off-site Management Staff Retreat held on June 15th. |

**INFORMATION ITEM**

July 12, 2017

TO: Administration & Finance Committee
(Directors Thomas, Barbre, Finnegan)

FROM: Robert J. Hunter, General Manager

Staff Contact: Jeff Stalvey

SUBJECT: Finance and IT Pending Items Report

SUMMARY

The following list details the status of special projects that are in-progress or to be completed during FY 2017-18.

| Description | % of Completion | Estimated Completion date | Status |
|---|-----------------|---------------------------|-----------------------------------|
| <u>Finance</u> | | | |
| Further Implementation of WUE Landscape Programs Databases and Web Site. | On-going | On-going | In Progress |
| Government Compensation in California Report 2017 | 0% | 03-30-18 | Not Started |
| State Controller Report preparation FY16-17 | 0% | 11-30-17 | Not Started |
| State Tax filing for Water Facilities FY16-17 | 0% | 11-30-17 | Not Started |
| Fiscal Year 2016/17 Annual Audit by Vazquez CPA | 10% | 11-02-17 | Interim Audit – week of July 24th |
| Annual Financial Statement Report FY16-17 | 0% | 11-02-17 | Not Started |
| Preparation of documents for FY18-19 budget process. | 0% | 5-31-18 | Not Started |
| Working with Davis Farr to write our grant policy to comply with audit guidelines | 25% | 07-31-17 | In Progress |
| 2017 W-9 collection for water rebates. Currently holding 1 June rebate check, awaiting a completed W-9 form | On-going | On-going | In Progress |

| | | | |
|---|----------|----------|------------------------------|
| <u>Information Technology</u> | | | |
| Network security issues (hackers, viruses and spam emails) | On-going | On-going | Continuous system monitoring |
| Purchase and implement 2 UPS units for IT Server room. | 0% | 09/30/17 | Not Started |
| Purchase and upgrade DATA Server. | 0% | 12/31/17 | Not Started |
| Purchase and implement Intrusion detection and prevention for District Network. | 0% | 6/30/17 | Not Started |
| Purchase and implement 2 Cisco Power Over Ethernet switches and Cisco Router into existing Network. | 10% | 3/31/17 | In Progress |
| Implement Backups and Disaster Recovery for VOIP telephone System. | 0% | 3/31/17 | Not Started |

| Description | % of Completion | Estimated Completion date | Status |
|--|-----------------|---------------------------|--------|
| <u>FY 2017-18 Completed Special Tasks</u> | | | |
| <u>Finance</u> | | | |
| | | | |
| <u>Information Technology</u> | | | |
| | | | |
| | | | |



INFORMATION ITEM

July 12, 2017

TO: **Administration & Finance Committee**
(Directors Thomas, Osborne, Finnegan)

FROM: Robert Hunter, General Manager

Staff Contact: Kevin Hostert

SUBJECT: Monthly Water Usage Data, Tier 2 Projection, and Water Supply Info.

STAFF RECOMMENDATION

Staff recommends the Administration & Finance Committee receive and file this information.

COMMITTEE RECOMMENDATION

Committee recommends (To be determined at Committee Meeting)

REPORT

The attached figures show the recent trend of water consumption in Orange County (OC), an estimate of Tier 2 volume for MWDOC, and selected water supply information.

Fig. 1 OC Water Usage, Monthly by Supply OCWD Groundwater water was the main supply in May.

Fig. 2 OC Water Usage, Monthly, Comparison to Previous Years Water usage in May 2017 was slightly below average compared to the last 5 years but was higher than in May of 2015 and 2016. We are seeing a slight increase in overall water usage compared to the historical lows of the 2015-16 Fiscal Year. In June 2016, all water conservation became voluntary for MWDOC agencies.

Fig. 3 Historical OC Water Consumption OC water consumption is projected to be 523,000 AF in FY 2016-17 (*this includes ~15 TAF of agricultural usage and non-retail water agency usage*). This is about 31,000 AF more than FY 2015-16 and is about 48,000 AF less than FY 2014-15. Water usage per person is projected to be slightly higher than in FY 2016-17 for Orange County at 147 gallons per day (This includes recycled water). Although OC population has increased 20% over the past two decades, water usage has not increased, on

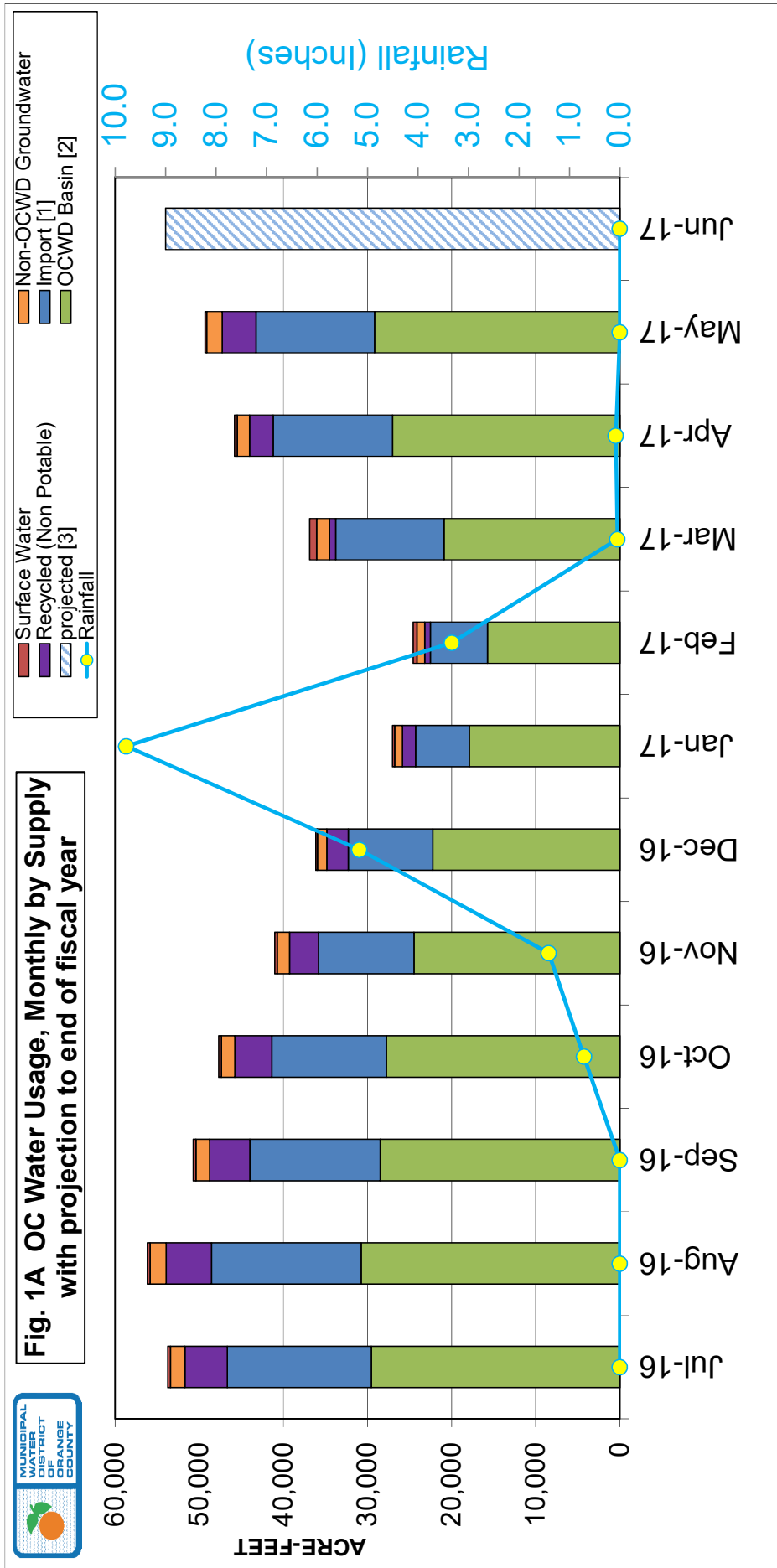
| | | | |
|---|----------------------|---------------|------------------|
| Budgeted (Y/N): N | Budgeted amount: N/A | Core <u>X</u> | Choice <u> </u> |
| Action item amount: N/A | | Line item: | |
| Fiscal Impact (explain if unbudgeted): | | | |

average. A long-term decrease in per-capita water usage is attributed mostly to Water Use Efficiency (water conservation) efforts.

MWDOC “Firm” Water Purchases, 2016 “Firm” water above the Tier 1 limit will be charged at the higher Tier 2 rate. Tier 2 purchases are zero in 2017.

Water Supply Information Includes data on: Rainfall in OC; the OCWD Basin overdraft; Northern California and Colorado River Basin hydrologic data; the State Water Project (SWP) Allocation, and regional storage volumes. The data has implications for the magnitude of supplies from the three watersheds that are the principal sources of water for OC. Note that a hydrologic year is Oct. 1st through Sept. 30th.

- Orange County’s accumulated rainfall through June was well above average for this period. Orange County has had below average rainfall for the past 5 hydrologic years.
- Northern California accumulated precipitation through June was around 195% of normal for this period. June 2017 rainfall was average for that month and the region is seeing the wettest water year on record. The Northern California snowpack is 195% of normal as of May 26th. The State of California was in a declared Drought Emergency that started January 2014 and just recently ended in April of 2017. As of late April drought conditions have improved significantly and only 8% of California is still suffering from moderate or severe drought. The State Water Project Contractors Table A Allocation has increased to 85% as of the end of April.
- Colorado River Basin accumulated precipitation through June was 111% average for this period. The Upper Colorado Basin snowpack was 152% of normal as of May 22nd. This follows five below-average hydrologic years; the Colorado River Basin is in the recovery of a long-term drought. Lake Mead and Lake Powell combined have about 67% of their average storage volume for this time of year. If Lake Mead’s level falls below a “trigger” limit 1,075 ft. at the end of a calendar year, then a shortage will be declared by the US Bureau of Reclamation (USBR), impacting Colorado River water deliveries for the Lower Basin states. As of late June Lake Mead levels were 7’ above the “trigger” limit. The USBR predicts that the end of 2017 or the end of 2018 will not hit the “trigger” level.



- [1] Imported water for consumptive use. Includes "In-Lieu" deliveries and CUP water extraction. Excludes "Direct Replenishment" deliveries of spreading water, "Barrier Replenishment" deliveries, and deliveries into Irvine Lake.
- [2] GW for consumptive use only. Excludes In-Lieu water deliveries and CUP water extraction that are counted with Import. BPP in FY '16-17 is 75%.
- [3] MWDOC's estimate of monthly demand is based on the projected FY 15-16 "Retail" water demand and historical monthly demand patterns.
- [4] Total water usage includes IRWD groundwater agricultural use and usage by non-retail water agencies.



Fig. 1B O.C. Historical Water Usage

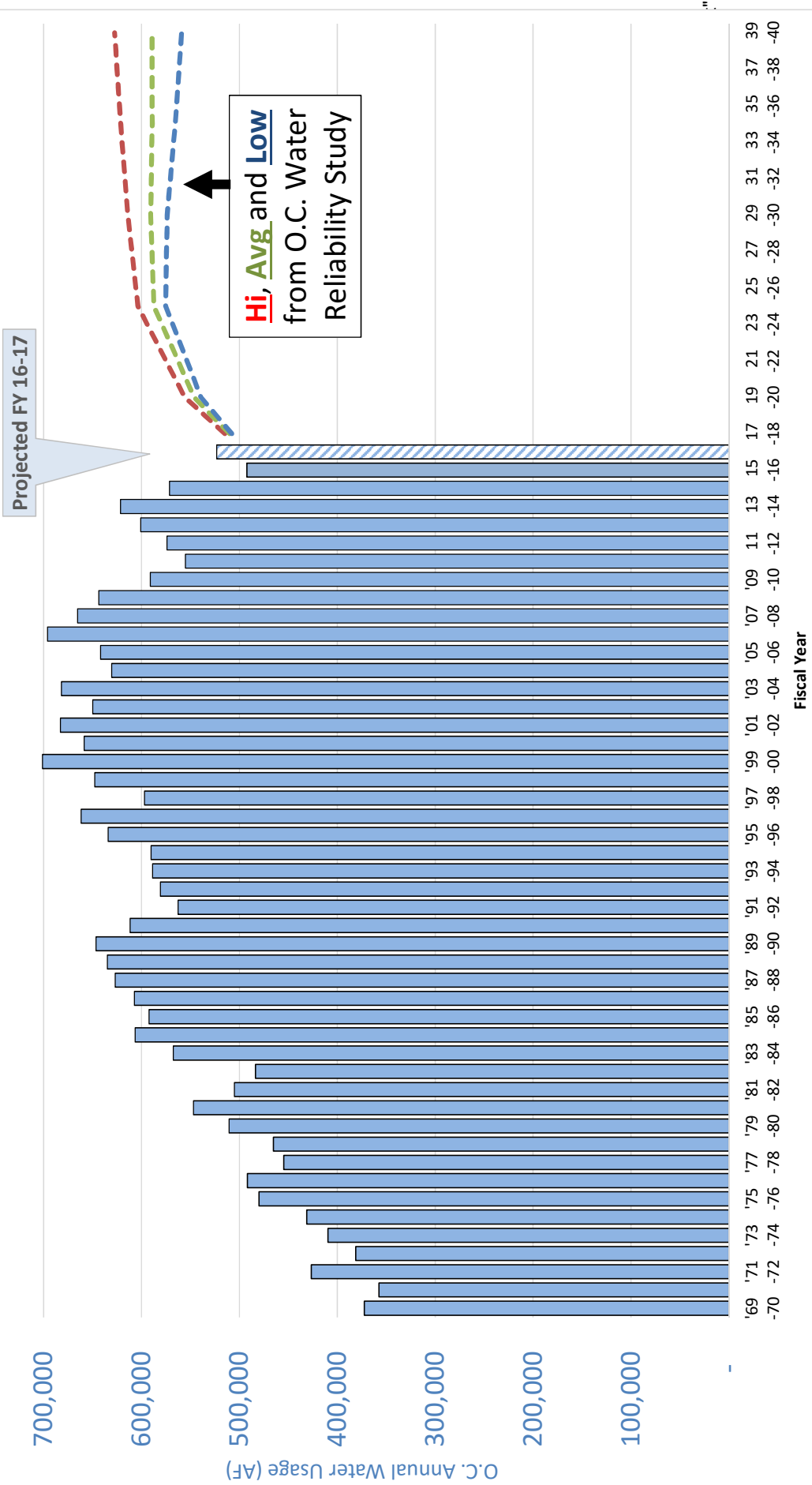
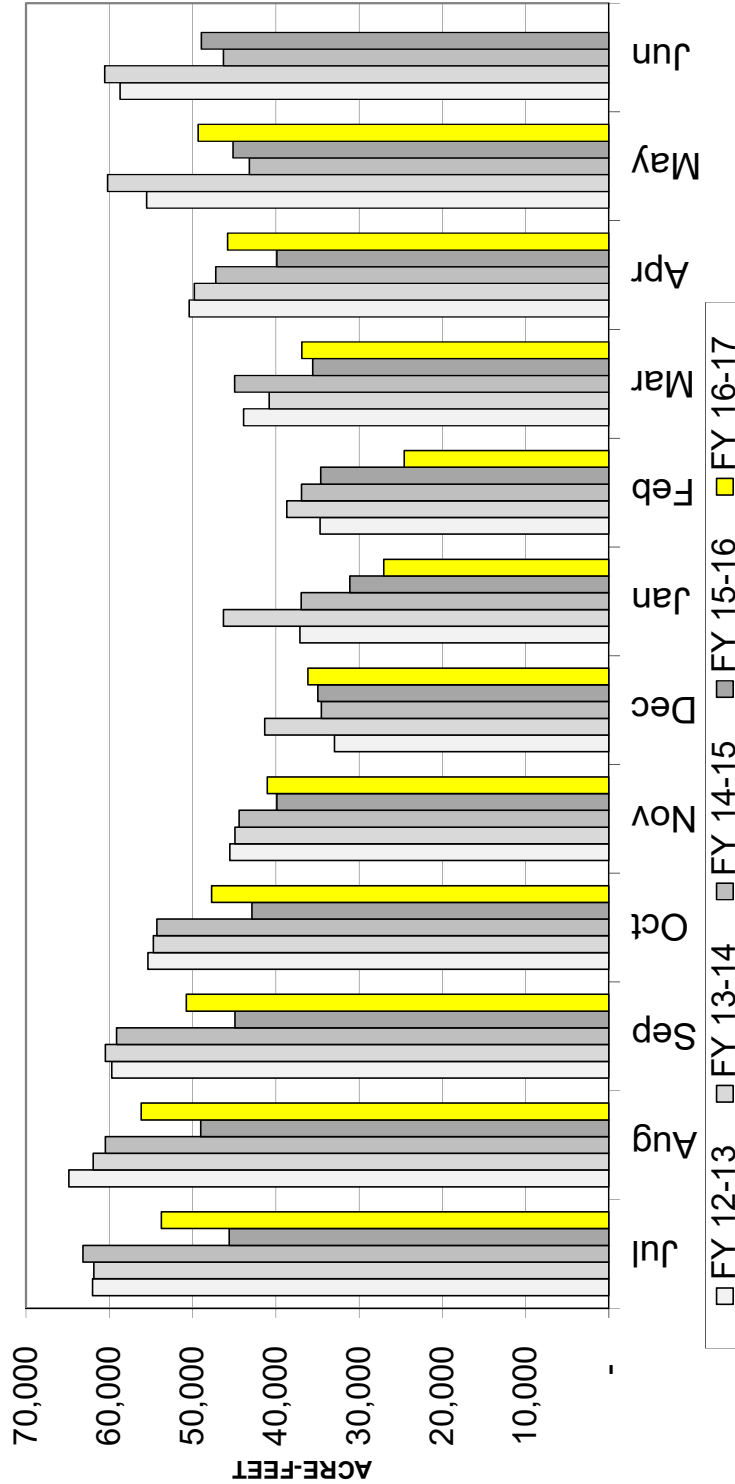


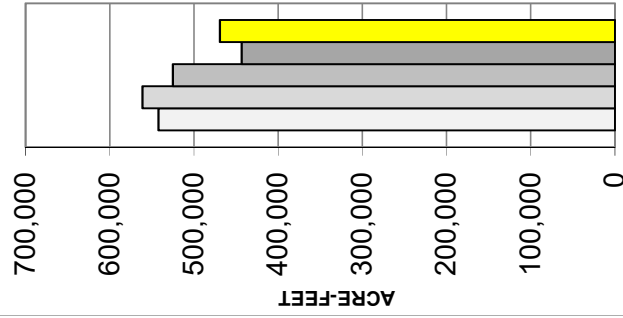


Fig. 2A OC Monthly Water Usage [1]: Comparison to Last 4 Fiscal Years



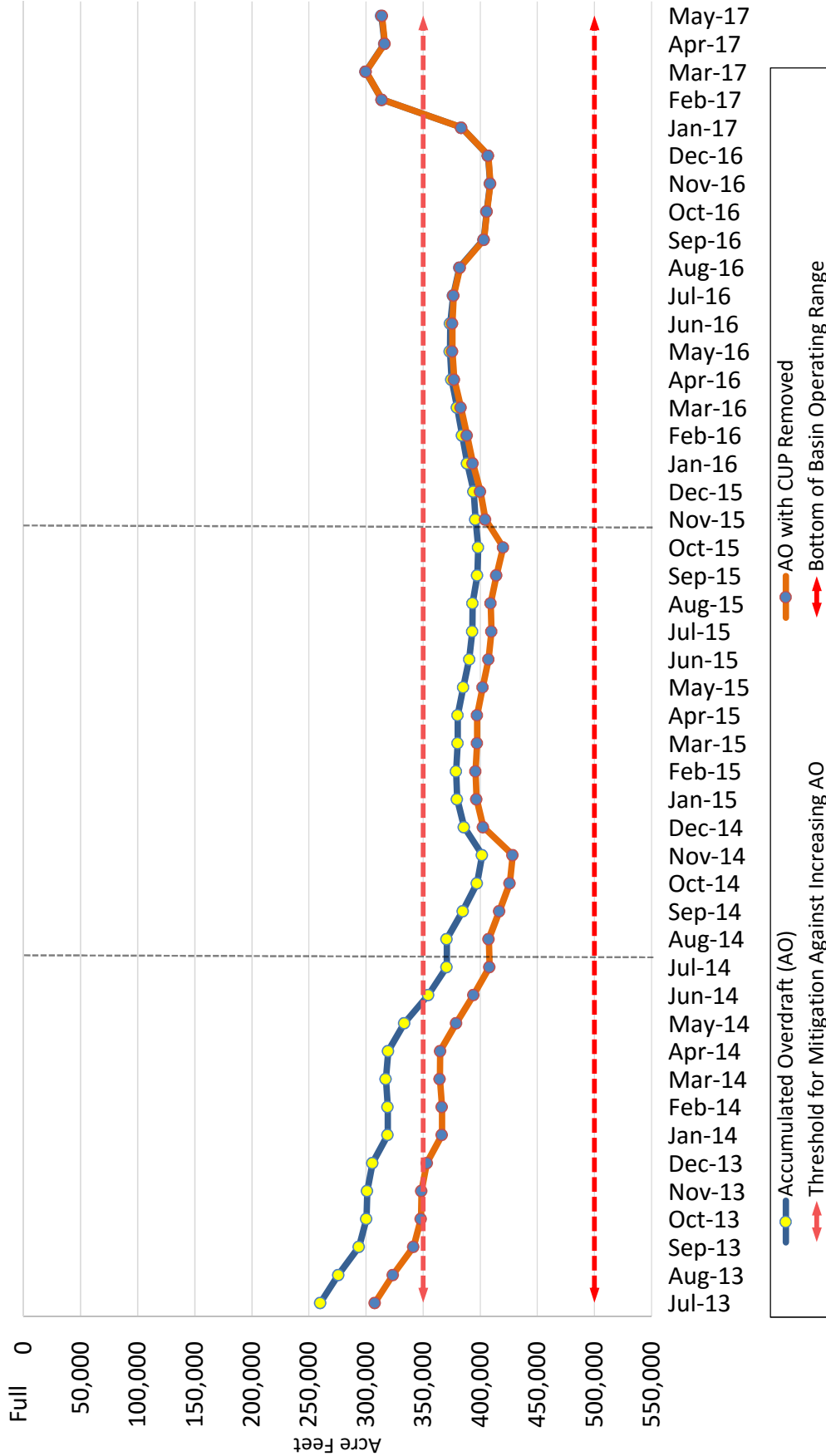
[1] Sum of Imported water for consumptive use (includes "In-Lieu" deliveries; excludes "Direct Replenishment" and "Barrier Replenishment") and Local water for consumptive use (includes recycled and non-potable water; excludes GWRs production, groundwater pumped to waste, and waste brine from water treatment projects.) Recent months numbers include some estimation.

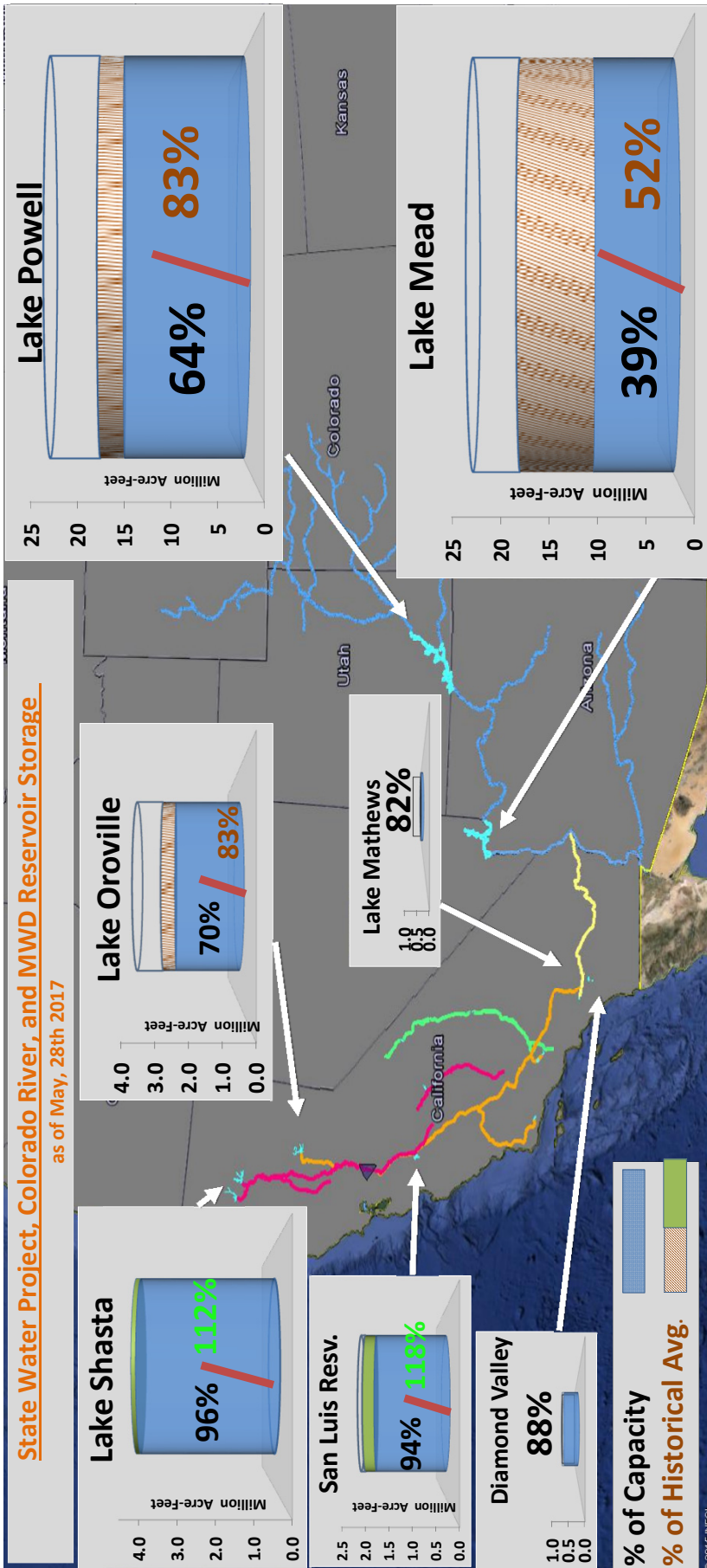
Partial Year Subtotals



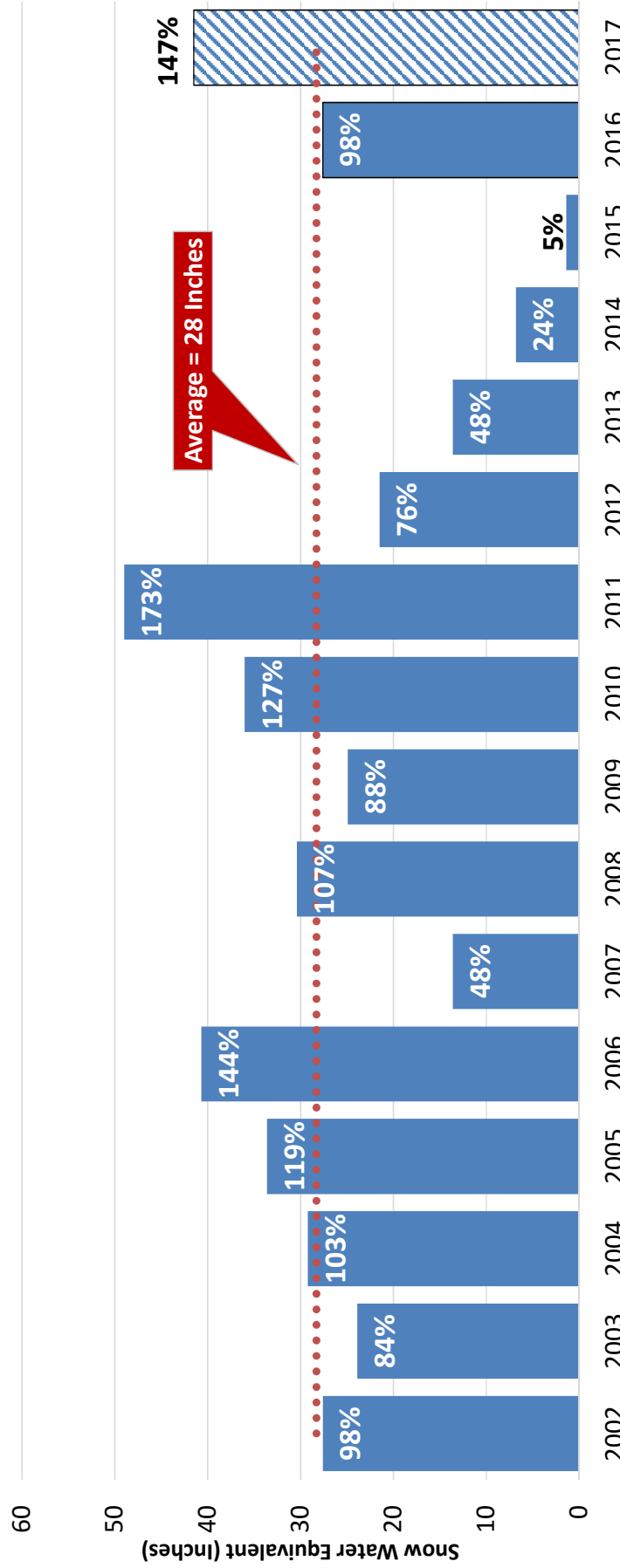
######

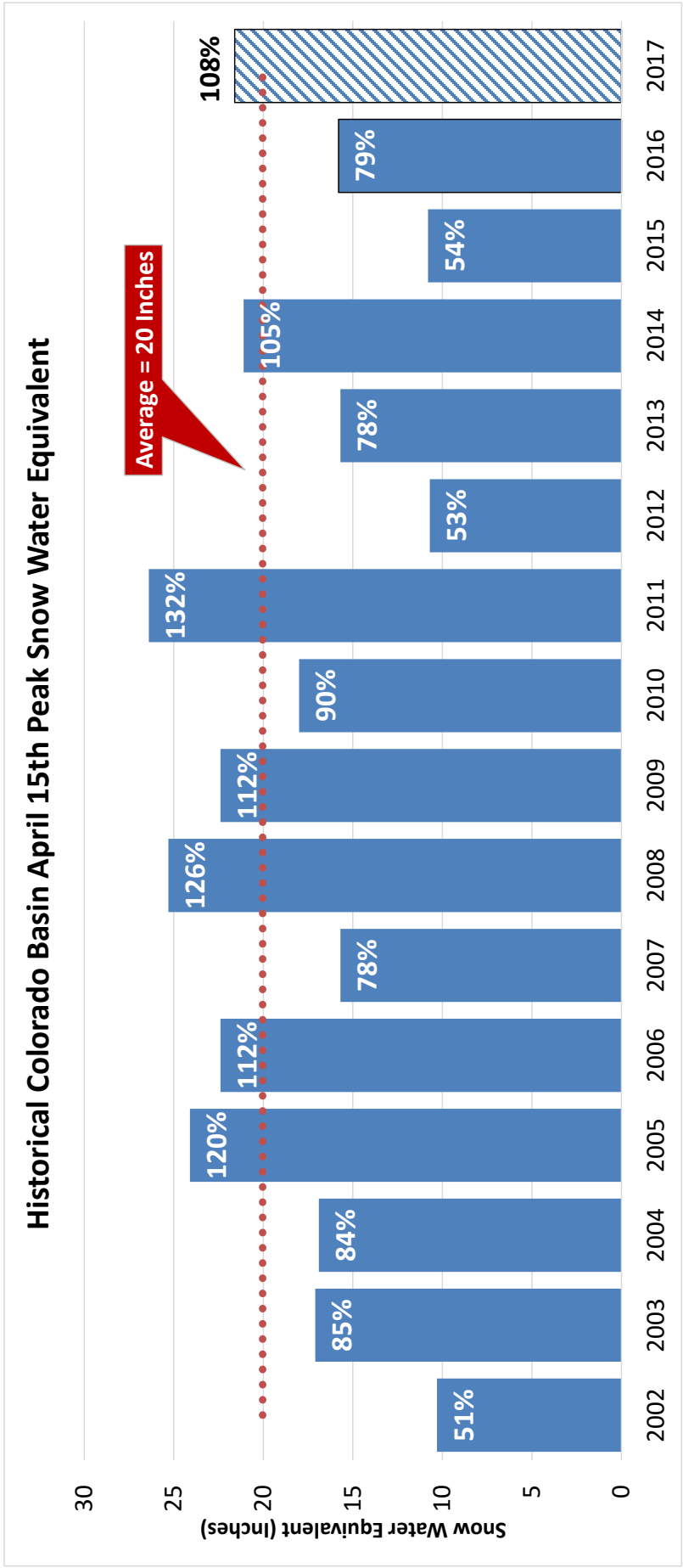
Accumulated Overdraft of the OCWD Groundwater Basin as of May 2017





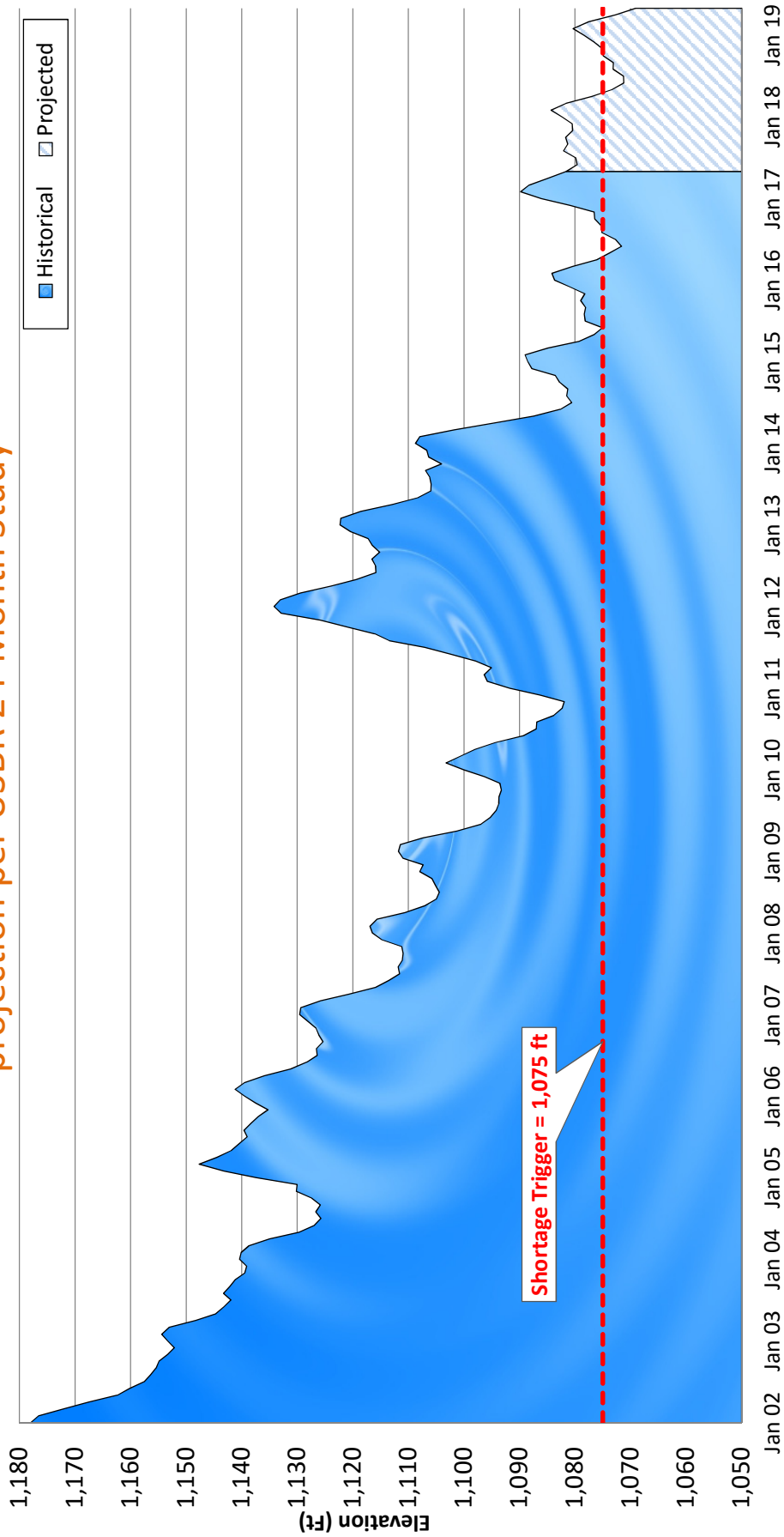
Historical Northern California April 1st Peak Snow Water Equivalent







Lake Mead Levels: Historical and Projected projection per USBR 24-Month Study





Lake Powell Levels: Historical and Projected projection per USBR 24-Month Study

