

MEETING OF THE  
BOARD OF DIRECTORS OF THE  
MUNICIPAL WATER DISTRICT OF ORANGE COUNTY  
Jointly with the  
**ADMINISTRATION & FINANCE COMMITTEE**  
September 8, 2010, 8:30 a.m.  
MWDOC Conference Room 101

**Committee:**

Director Thomas, Chairman  
Director Royce  
Director Barbre

Staff: K. Hunt, K. Seckel, P. Letrong,  
C. Harris, K. Davanaugh

Ex Officio Member: J. Finnegan

---

MWDOC Committee meetings are noticed and held as joint meetings of the Committee and the entire Board of Directors and all members of the Board of Directors may attend and participate in the discussion. Each Committee has designated Committee members, and other members of the Board are designated alternate committee members. If less than a quorum of the full Board is in attendance, the Board meeting will be adjourned for lack of a quorum and the meeting will proceed as a meeting of the Committee with those Committee members and alternate members in attendance acting as the Committee.

**PUBLIC COMMENTS** - Public comments on agenda items and items under the jurisdiction of the Committee should be made at this time.

**ITEMS RECEIVED TOO LATE TO BE AGENDIZED** - Determine there is a need to take immediate action on item(s) and that the need for action came to the attention of the District subsequent to the posting of the Agenda. (Requires a unanimous vote of the Committee)

**ITEMS DISTRIBUTED TO THE BOARD LESS THAN 72 HOURS PRIOR TO MEETING --**  
Pursuant to Government Code section 54957.5, non-exempt public records that relate to open session agenda items and are distributed to a majority of the Board less than seventy-two (72) hours prior to the meeting will be available for public inspection in the lobby of the District's business office located at 18700 Ward Street, Fountain Valley, California 92708, during regular business hours. When practical, these public records will also be made available on the District's Internet Web site, accessible at <http://www.mwdoc.com>.

**PROPOSED BOARD CONSENT CALENDAR ITEMS-ACTION**

1. TREASURER'S REPORT
  - a. MWDOC Revenue/Cash Receipt Register as of August 31, 2010
  - b. MWDOC Disbursement Register as of August 31, 2010
  - c. MWDOC Consolidated Summary of Cash and Investment and Portfolio Master Summary Report – July 31, 2010
  - d. Water Use Efficiency Projects Cash Flow as of August 31, 2010

2. DISTRICT CONFERENCES/SEMINARS
  - a. ACWA Region 10 Fall Program and Tour, September 30, 2010, Cucamonga Valley Water District
  - b. California Special Districts Association – Newport Beach, Sept 20-23, 2010
  - c. Southern CA Water Committee Annual Meeting & Dinner, 10/7/10, City of Industry
  - d. WaterSmart Innovations Conference and Expo, October 7-9, 2010, Las Vegas, NV
  - e. ACWA Continuing Legal Education for Water Professionals, Sept 30- Oct 1, 2010, San Francisco

**INFORMATION**

3. MONTHLY WATER USAGE DATA, TIER 2 PROJECTION & WATER SUPPLY INFORMATION
4. DIRECTOR'S ACTIVITY REPORT
5. SEMI-ANNUAL COMPARISON FOR OVERTIME HOURS WORKED

**PRESENTATION/WORKSHOP/DISCUSSION ITEM**

6. WORKSHOP/DISCUSSION ITEM REGARDING PUBLIC PENSION PLANS

**ADJOURNMENT**

**NOTE:** At the discretion of the Committee, all items appearing on this agenda, whether or not expressly listed for action, may be deliberated, and may be subject to action by the Committee. On those items designated for Board action, the Committee reviews the items and makes a recommendation for final action to the full Board of Directors; final action will be taken by the Board of Directors. Agendas for Committee and Board meetings may be obtained from the District Secretary. Members of the public are advised that the Board consideration process includes consideration of each agenda item by one or more Committees indicated on the Board Action Sheet. Attendance at Committee meetings and the Board meeting considering an item consequently is advised.

Accommodations for the Disabled. Any person may make a request for a disability-related modification or accommodation needed for that person to be able to participate in the public meeting by telephoning Maribeth Goldsby, District Secretary, at (714) 963-3058, or writing to Municipal Water District of Orange County at P.O. Box 20895, Fountain Valley, CA 92728. Requests must specify the nature of the disability and the type of accommodation requested. A telephone number or other contact information should be included so that District staff may discuss appropriate arrangements. Persons requesting a disability-related accommodation should make the request with adequate time before the meeting for the District to provide the requested accommodation.

**Municipal Water District of Orange County  
REVENUE / CASH RECEIPT REPORT  
August 2010**

**WATER REVENUES**

<b>Date</b>	<b>From</b>	<b>Description</b>	<b>Amount</b>
8/2/2010	City of La Palma	June 2010 water deliveries	105,979.01
8/2/2010	City of Orange	June 2010 water deliveries	808,377.63
8/2/2010	City of Seal Beach	June 2010 water deliveries	230,284.13
8/2/2010	Santa Margarita Water District	June 2010 water deliveries	1,749,301.84
8/3/2010	East Orange county Water District	June 2010 water deliveries	416,009.12
8/3/2010	City of Newport Beach	June 2010 water deliveries	309,932.42
8/6/2010	City of Buena Park	June 2010 water deliveries	328,106.66
8/6/2010	City of Garden Grove	June 2010 water deliveries	468,744.23
8/6/2010	South Coast Water District	June 2010 water deliveries	390,870.20
8/6/2010	City of Huntington Beach	June 2010 water deliveries	577,240.01
8/9/2010	Serrano Water District	June 2010 water deliveries	944.29
8/9/2010	El Toro Water District	June 2010 water deliveries	751,145.86
8/12/2010	City of San Juan Capistrano	June 2010 water deliveries	527,655.05
8/12/2010	Yorba Linda Water District	June 2010 water deliveries	751,021.93
8/12/2010	City of Fountain Valley	June 2010 water deliveries	304,699.09
8/12/2010	Santiago Aqueduct Commission	June 2010 water deliveries	207,259.90
8/13/2010	Laguna Beach County Water District	June 2010 water deliveries	261,965.20
8/13/2010	City of Westminster	June 2010 water deliveries	232,035.42
8/13/2010	Mesa Consolidated Water District	June 2010 water deliveries	697,253.61
8/13/2010	Golden State Water Company	June 2010 water deliveries	928,435.83
8/13/2010	Moulton Niguel Water District	June 2010 water deliveries	1,994,251.60
8/13/2010	Irvine Ranch Water District	June 2010 water deliveries	1,327,841.44
8/24/2010	City of La Habra	July 2010 water deliveries	214,381.68
8/24/2010	City of Westminster	July 2010 water deliveries	334,684.39
8/30/2010	City of Brea	July 2010 water deliveries	355,574.30
8/30/2010	Santa Margarita Water District	July 2010 water deliveries	2,266,640.25
8/30/2010	City of Orange	July 2010 water deliveries	874,620.22

**TOTAL WATER REVENUES \$ 17,415,255.31**

**Municipal Water District of Orange County**  
**REVENUE / CASH RECEIPT REPORT**  
**August 2010**

**MISCELLANEOUS REVENUES**

<b>Date</b>	<b>From</b>	<b>Description</b>	<b>Amount</b>
8/2/2010	City of Brea	2010 Urban Water Management Plan contract with Malcolm Pirnie	24,905.00
8/2/2010	City of San Juan Capistrano	FY 10-11 Annual retail service connection charge	64,388.50
8/2/2010	City of Santa Ana	Jun-Dec 2009 Additional School billing & Jan-Jun 2010 School billing	5,981.40
8/2/2010	Santa Margarita Water District	FY 10-11 Annual retail service connection charge	305,790.75
8/2/2010	Golden State Water Company	Custom WUE bill inserts with GSWC logo & Easy water wise gardening publication	8,567.02
8/2/2010	South OC Wastewater Authority	WEROC Funding for FY 10-11	6,613.00
8/3/2010	City of Orange	Mar 2010 Smartimer rebate program	45.00
8/3/2010	East Orange County Water District	2010 Urban Water Management Plan contract with Malcolm Pirnie	29,646.00
8/3/2010	Valley County Water District	5/14/10 OC Water Summit registration	250.00
8/3/2010	City of Newport Beach	FY 10-11 Annual retail service connection charge	151,604.50
8/4/2010	City of La Habra	FY 10-11 Annual retail service connection charge & 2010 Urban Water Management Plan contract with Malcolm Pirnie	102,246.25
8/5/2010	Orange County Water District	WEROC Funding for FY 10-11	44,115.00
8/6/2010	2 Checks	FY 10-11 Annual retail service connection charge	298,793.00
8/6/2010	South Coast Water District	Custom WUE bill insert with SCWD logo	141.37
8/6/2010	City of Huntington Beach	FY 10-11 Annual retail service connection charge	300,891.75
8/9/2010	2 Checks	FY 10-11 Annual retail service connection charge	43,320.50
8/9/2010	Golden State Water Company	Easy water wise gardening publication	2,262.00
8/10/2010	City of Tustin	2010 Urban Water Management Plan contract with Malcolm Pirnie	29,222.00
8/12/2010	Mesa Consolidated Water District	2010 Urban Water Management Plan contract with Malcolm Pirnie	29,831.00
8/12/2010	City of Anaheim	Jun-Dec 2009 Additional School billing & Jan-Jun 2010 School billing	35,464.70
8/12/2010	City of San Juan Capistrano	Dana Point Ocean Desal Phase 3	140,000.00
8/12/2010	National Resources Conservation Services	Jan - Mar 2010 Smartimer rebate program & Dec 2009 Smartimer rebate program	32,056.39
8/12/2010	City of Fountain Valley	FY 10-11 Annual retail service connection charge	97,244.00
8/13/2010	City of Westminster	FY 10-11 Annual retail service connection charge	114,902.25
8/13/2010	City of San Clemente	Dana Point Ocean Desal Phase 3 & May 2010 Smartimer rebate program	140,279.00
8/13/2010	Mesa Consolidated Water District	FY 10-11 Annual retail service connection charge	133,641.50
8/16/2010	Mesa Consolidated Water District	May 2010 Smartimer rebate program	225.00
8/16/2010	Moulton Niguel Water District	Dana Point Ocean Desal Phase 3 & 2010 Urban Water	166,586.00
8/16/2010	Yorba Linda Water District	2010 Urban Water Management Plan contract with Malcolm Pirnie	32,226.00
8/18/2010	Bos Communications	5/14/10 OC Water Summit registration	140.00
8/18/2010	Department of Water Resources	Jan-Mar 2010 Industrial Process Water Use Reduction program	4,513.50
8/18/2010	Stan Sprague	October 2010 Retiree Medical Premium	198.89
8/19/2010	City of Anaheim	2010 Urban Water Management Plan contract with Malcolm Pirnie	29,222.00
8/19/2010	City of Fountain Valley	May-Jun 2010 Smartimer rebate program	467.70
8/19/2010	Bureau of Reclamation	Jul 2007-Jun 2009 Water Loss Management	25,580.40
8/23/2010	City of Santa Ana	WEROC Funding for FY 10-11	6,613.00
8/23/2010	Golden State Water Company	May-Jun 2010 Smartimer rebate program	161.40
8/23/2010	Moulton Niguel Water District	FY 10-11 Annual retail service connection charge	298,344.50
8/23/2010	Royal Paper Corporation	5/14/10 OC Water Summit registration	140.00
8/23/2010	US Bank	CAL Card Rebate Check	212.99
8/25/2010	Bureau of Reclamation	Jan-Jun 2010 Water Loss Management	24,944.96
8/26/2010	City of Garden Grove	Jun 2010 Smartimer rebate program	408.00

**Municipal Water District of Orange County  
REVENUE / CASH RECEIPT REPORT  
August 2010**

**MISCELLANEOUS REVENUES**

<b>Date</b>	<b>From</b>	<b>Description</b>	<b>Amount</b>
8/26/2010	City of Anaheim	May-Jun 2010 Smartimer rebate program & WEROC Funding for FY 10-11	8,004.70
8/27/2010	National Water Resources Association	Credit for cancelled NWRA meeting - Director Clark	600.00
8/27/2010	South Coast Water District	May-Jul 2010 Smartimer rebate program	1,105.50
8/27/2010	Beverly Crowe	September 2010 Retiree Medical Premium	191.87
8/27/2010	Paypal	5/14/10 OC Water Summit registrations	1,561.21
8/30/2010	Poseidon Resources	Mar-May 2010 HB Desal Integration Analysis	18,723.00
8/30/2010	Mesa Consolidated Water District	July 2010 Smartimer rebate program	27.00
8/30/2010	Santa Margarita Water District	May-Jun 2010 Smartimer rebate program	2,123.00
8/30/2010	2 Checks	May 2010 Smartimer rebate program	460.50
8/30/2010	County of Orange	Travel expense reimbursement for California Specialized Training Institute training - Crystal Boteler	1,338.00
8/30/2010	Bureau of Reclamation	Apr-Jun 2010 Smartimer Rebate Program	133,881.24
8/31/2010	2 Checks	2010 Urban Water Management Plan contract with Malcolm Pirnie	59,053.00

TOTAL MISCELLANEOUS REVENUES \$ 2,959,255.24

TOTAL REVENUES \$ 20,374,510.55

  
\_\_\_\_\_  
Kevin P. Hunt, General Manager

  
\_\_\_\_\_  
Phil Letrong, Treasurer

**Municipal Water District of Orange County  
August 2010 Disbursements Report**

<b>Check #</b>	<b>Date</b>	<b>Vendor # Invoice/CM #</b>	<b>Name / Description</b>	<b>Net Amount</b>
121686	8/2/2010	V10081 REF13798	City of Orange Refund for late water payment penalty	5,533.95
			***Total ***	5,533.95
121687	8/2/2010	V10394 REF13797	South Coast Water District Refund for late water payment penalty	3,247.77
			***Total ***	3,247.77
121688	8/5/2010	V10006 1077 1077-A	Adapt Consulting, Inc June 2010 OC Water Hero kit materials-badges and discs June 2010 OC Water Hero kit materials-badges and discs	3,150.88 3,318.63
			***Total ***	6,469.51
121689	8/5/2010	V10554 10382415	Alston & Bird LLP 05/10 - Settlement agr between MWDOC and client agencies	10,000.00
			***Total ***	10,000.00
121690	8/5/2010	V10537 585	Autumn Print Group Catalog Envelope and signage for OC Water Summit	1,210.39
			***Total ***	1,210.39
121691	8/5/2010	V10356 063010	Richard Bell June 2010 Business expense	314.52
			***Total ***	314.52
121692	8/5/2010	V10040 7081984	Aecom USA, Inc. 02/20-07/02 Engineering for North OC Water Recycling Study	5,560.00
			***Total ***	5,560.00
121693	8/5/2010	V10035 063010	Beth Fahl June 2010 Business expense	56.50
			***Total ***	56.50
121694	8/5/2010	V10155 13952605 13952605-A	Fry's Electronics 7/10 Computer components 7/10 Computer components	294.09 229.42
			***Total ***	523.51

**Municipal Water District of Orange County  
August 2010 Disbursements Report**

<i>Check #</i>	<i>Date</i>	<i>Vendor # Invoice/CM #</i>	<i>Name / Description</i>	<i>Net Amount</i>
121695	8/5/2010	V10159 1925352	Geiger Bros. July 2010 Ricki Raindrop stickers for school programs/events	1,977.40
			***Total ***	1,977.40
121696	8/5/2010	V10506 073110	Christopher Griswold July Business expense	72.50
			***Total ***	72.50
121697	8/5/2010	V10237 063010	Kevin Hunt June 2010 Business expense	79.63
			***Total ***	79.63
121698	8/5/2010	V10253 063010	Lee Jacobi June 2010 Business expense	28.00
			***Total ***	28.00
121699	8/5/2010	V10257 118022	Liebert Cassidy Whitmore Legal assistance for Human Resources	1,100.00
			***Total ***	1,100.00
121700	8/5/2010	V10232 063010	Keith Lyon June 2010 Business expense	19.55
			***Total ***	19.55
121701	8/5/2010	V10278 51000-JUN10	McCormick, Kidman & Behrens June 2010 Legal services	26,262.51
			***Total ***	26,262.51
121702	8/5/2010	V10512 42633	Orange County Fast Print, Inc. Business cards for Director Finnegan	54.38
			***Total ***	54.38
121703	8/5/2010	V10483 071310	Prudential Overall Supply Final payment for IPWURP	2,466.00
			***Total ***	2,466.00
121704	8/5/2010	V10375 08-307312310	Secova August 2010 Health insurance for Director Royce	232.00
			***Total ***	232.00

**Municipal Water District of Orange County  
August 2010 Disbursements Report**

<b>Check #</b>	<b>Date</b>	<b>Vendor # Invoice/CM #</b>	<b>Name / Description</b>	<b>Net Amount</b>
121705	8/5/2010	V10553 070110	Sign Mart/ Plastics Plus A-Frames and parking signage for future MWDOC events	169.65
			***Total ***	169.65
121706	8/5/2010	V10384 080110	Silver-Script August 2010 Prescription insurance for Director Royce	67.00
			***Total ***	67.00
121707	8/5/2010	V10385 080110	Silver-Script August 2010 Prescription insurance for Patricia Royce	67.00
			***Total ***	67.00
121708	8/5/2010	V10497 143246	Universal Laser, Inc. Toner for Laser Printers	635.10
			***Total ***	635.10
121709	8/5/2010	V10450 1738779,81,84	USA Fact Three new hire Background checks	76.35
			***Total ***	76.35
121710	8/5/2010	V10456 1151	Waterwise Consulting, Inc. June 2010 Professional services for Hotel program	3,095.00
			***Total ***	3,095.00
121711	8/9/2010	V10262 JULY2010	Linda Ackerman July 2010 MET Director's Compensation	1,994.58
			***Total ***	1,994.58
121712	8/9/2010	V10043 JULY2010	Brett Barbre July 2010 MET director's compensation	1,994.58
			***Total ***	1,994.58
121713	8/9/2010	V10122 063010	Discovery Science Center June 2010 School program	10,987.40
			***Total ***	10,987.40
121714	8/9/2010	V10216 073110	Joan Finnegan July 2010 Business expense	85.95
			***Total ***	85.95

**Municipal Water District of Orange County  
August 2010 Disbursements Report**

<b>Check #</b>	<b>Date</b>	<b>Vendor # Invoice/CM #</b>	<b>Name / Description</b>	<b>Net Amount</b>
121715	8/9/2010	V10219 073010	John F. Foley July 2010 MET Director's compensation	1,551.34
			***Total ***	1,551.34
121716	8/9/2010	V10150 659775	Foodcraft Coffee & Refreshment 07/13 Coffee/tea supplies	213.25
			***Total ***	213.25
121717	8/9/2010	V10172 127437	Golden State Water Company Refund for over payment made on check #415190	397.73
			***Total ***	397.73
121718	8/9/2010	V10411 073110	Susan Hinman July 2010 Business expense	168.00
			***Total ***	168.00
121719	8/9/2010	V10313 I-00124315 133696 I-00131181 I-00130945 I-00131647 PCR-109211	Office Solutions 6/21 Office Supplies for Public Affairs 7/22 Office supplies 7/14 Office supplies 7/14 Water Hero Bubble Envelopes 7/15 Office Supplies Credit memo for items returned	81.44 933.25 59.82 2,302.02 33.08 -30.96
			***Total ***	3,378.65
121720	8/9/2010	V10476 073110	Jeffery Thomas July 2010 Business expense	163.60
			***Total ***	163.60
121721	8/9/2010	V10436 00428211	Tustin Irvine Medical Group New hire pre employment screenings	480.00
			***Total ***	480.00
121722	8/13/2010	V10535 2628308 2628946	ABG Marketing & Business WUE rebate bill inserts for South Coast Water District WUE rebate bill inserts for Golden State Water Company	306.68 3,056.54
			***Total ***	3,363.22
121723	8/13/2010	V10023 0532-JULY10 8200-JULY10 4492-JULY10	AT&T July 2010 N. EOC dedicated phone line July 2010 N. EOC telephone expense July 2010 S. EOC telephone expense	69.63 233.53 243.91
			***Total ***	547.07

**Municipal Water District of Orange County  
August 2010 Disbursements Report**

<b>Check #</b>	<b>Date</b>	<b>Vendor # Invoice/CM #</b>	<b>Name / Description</b>	<b>Net Amount</b>
121724	8/13/2010	V10537 634	Autumn Print Group Future MWDOC event parking signs for A-Frames	400.20
			***Total ***	400.20
121725	8/13/2010	V10221 073110	Joe Berg July 2010 Business expense	755.05
			***Total ***	755.05
121726	8/13/2010	V10031 4118-JUNE10	Bank of America NA July 2010 various credit card expenses	214.54
			***Total ***	214.54
121727	8/13/2010	V10492 073110	Rajan Brown July 2010 Business expense	67.50
			***Total ***	67.50
121728	8/13/2010	V10556 072710	Business Management Daily Subscription to Administrative Professional Today	48.00
			***Total ***	48.00
121729	8/13/2010	V10547 101	Cal Desal 2010 Cal Desal Membership - MWDOC	5,000.00
			***Total ***	5,000.00
121730	8/13/2010	V10058 01114778	Carollo Engineers, Inc. 06/10 Professional services - phase 3 of the Desal program	972.00
			***Total ***	972.00
121731	8/13/2010	V10105 AR161229	CSU Fullerton ASC 1999 & 2010 Agency boundaries & joint map	333.56
			***Total ***	333.56
121732	8/13/2010	V10050 35200	CA URBAN WATER CONSERVATION COUNCIL 2010 Annual member agency dues	7,810.00
			***Total ***	7,810.00
121733	8/13/2010	V10147 716596259 715045374 7-158-19978	Federal Express Corporation 07/23 DELIVERY CHARGES 7/2 & 7/6 Delivery charges 7/12 Delivery charge	11.74 45.16 41.83
			***Total ***	98.73

**Municipal Water District of Orange County  
August 2010 Disbursements Report**

<b>Check #</b>	<b>Date</b>	<b>Vendor # Invoice/CM #</b>	<b>Name / Description</b>	<b>Net Amount</b>
121734	8/13/2010	V10162 1265-08	Geoscience Support Services 06/10 RWQCB Compliance sampling for Phase 3 desal project	5,687.00
			***Total ***	5,687.00
121735	8/13/2010	V10233 071910	Kelly Hubbard July 2010 Business expense	268.96
			***Total ***	268.96
121736	8/13/2010	V10191 82745889	Ikon Office Solutions August 2010 Copier lease	753.99
			***Total ***	753.99
121737	8/13/2010	V10192 5014605075	Ikon Office Solutions August 2010 Copier Maintenance	206.53
			***Total ***	206.53
121738	8/13/2010	V10253 071610	Lee Jacobi July 2010 Business expense	12.50
			***Total ***	12.50
121739	8/13/2010	V10555 00050920	Michael Brandman Associates July 2010 Professional services	2,500.00
			***Total ***	2,500.00
121740	8/13/2010	V10325 8737	Orange County Water District June 2010 Refund for water deliveries credit	750,066.07
			***Total ***	750,066.07
121741	8/13/2010	V10330 10289-E	Patricia Kennedy, Inc. August 2010 Plant maintenance	214.00
			***Total ***	214.00
121742	8/13/2010	V10374 49159257768-04	SDG&E 06/22-07/22 Electrical service fo Desal project - Phase III	7,213.50
			***Total ***	7,213.50
121743	8/13/2010	V10228 073010	Karl Seckel July 2010 Business expense	195.67
			***Total ***	195.67

**Municipal Water District of Orange County  
August 2010 Disbursements Report**

<b>Check #</b>	<b>Date</b>	<b>Vendor # Invoice/CM #</b>	<b>Name / Description</b>	<b>Net Amount</b>
121744	8/13/2010	V10538 5739	Separation Processes, Inc June 2010 Engineering services for Desal Project	14,580.00
			***Total ***	14,580.00
121745	8/13/2010	V10447 464	Urban Water Institute Membership dues renewal	1,250.00
			***Total ***	1,250.00
121746	8/13/2010	V10458 063010	Wayne Clark June 2010 Business expense	108.00
			***Total ***	108.00
121747	8/23/2010	V10262 JULY10	Linda Ackerman July 2010 MWD Director compensation	1,994.58
			***Total ***	1,994.58
121748	8/23/2010	V10458 081910	Wayne Clark Cash advance for Urban Water Conference	300.00
			***Total ***	300.00
121749	8/23/2010	V10243 JULY2010	Larry Dick July 2010 Director's compensation	1,551.34
			***Total ***	1,551.34
121750	8/23/2010	V10244 073110	Larry Dick July 2010 Business expense	60.00
			***Total ***	60.00
121751	8/23/2010	V10454 073110	Warren Greco July 2010 Business expense	348.00
			***Total ***	348.00
121752	8/30/2010	V10537 643 648	Autumn Print Group Kit brochures for OC water hero and super hero Poster for desalination project	860.25 799.31
			***Total ***	1,659.56
121753	8/30/2010	V10045 1-6882728	BUSINESS AND LEGAL REPORT Annual subscription renewal	374.33
			***Total ***	374.33

**Municipal Water District of Orange County  
August 2010 Disbursements Report**

<b>Check #</b>	<b>Date</b>	<b>Vendor # Invoice/CM #</b>	<b>Name / Description</b>	<b>Net Amount</b>
121754	8/30/2010	V10097 0710	Corporate Payment Systems July 2010 various credit card expenses (see attached sheet for details)	4,273.16
			***Total ***	4,273.16
121755	8/30/2010	V10095 XR8WAECAB20110	Constant Contact Inc. Constant Contact email marketing service- 1 year	630.00
			***Total ***	630.00
121756	8/30/2010	V10103 073110	Crystal Boteler July 2010 business expense	29.00
			***Total ***	29.00
121757	8/30/2010	V10035 073110	Beth Fahl July 2010 Business expense	35.25
			***Total ***	35.25
121758	8/30/2010	V10411 083010	Susan Hinman August 2010 Business expense	251.45
			***Total ***	251.45
121759	8/30/2010	V10203 CFR7384	Iron Mountain August 2010 Storage/retrieval of archived documents	508.81
			***Total ***	508.81
121760	8/30/2010	V10265 081710	Los Angeles Times Subscription dues	62.40
			***Total ***	62.40
121761	8/30/2010	V10280 073110	Metropolitan Water District Deposit for Baker WTP plan check	90,000.00
			***Total ***	90,000.00
121762	8/30/2010	V10287 063010-CO	MJF Consulting, Inc. Jun 2010 General regulatory liaison support	800.00
			***Total ***	800.00
121763	8/30/2010	V10297 320982721-072	Nextel Communications August 2010 WEROC Cell phone expense	444.70
			***Total ***	444.70

**Municipal Water District of Orange County  
August 2010 Disbursements Report**

<b>Check #</b>	<b>Date</b>	<b>Vendor # Invoice/CM #</b>	<b>Name / Description</b>	<b>Net Amount</b>
121764	8/30/2010	V10420 073110	The Orange County Register Annual subscription renewal	248.81
			***Total ***	248.81
121765	8/30/2010	V10308 080410	OC PUBLIC RELATIONS SOCIETY OF AMERICA March 2009 OC/PRSA Luncheon - David Cordero	45.00
			***Total ***	45.00
121766	8/30/2010	V10133 073110	Ed Royce Sr. July 2010 Business expense	146.75
			***Total ***	146.75
121767	8/30/2010	V10383 15901	Signature Awards Award for MET & JF Shea Construction Staff-06/10 AMP Shutdown	413.36
			***Total ***	413.36
121768	8/30/2010	V10398 21950 56739	Staples Credit Plan 7/30 Office supplies for accounting department 7/22 Printer ink for Director Royce	59.55 44.57
			***Total ***	104.12
121769	8/30/2010	V10478 3531-AUG10 3564-AUG10	Time Warner Cable August 2010 Telephone expense August 2010 Telephone expense	918.98 224.12
			***Total ***	1,143.10
121770	8/30/2010	V10436 00434206 00430802	Tustin Irvine Medical Group New hire pre employment screening New hire pre employment screening	160.00 160.00
			***Total ***	320.00
121771	8/30/2010	V10449 4371616	URS Corporation Americas 06/10 Professional services for Industrial Water Use Reduction	3,547.50
			***Total ***	3,547.50
121772	8/30/2010	V10450 1747699-IN	USA Fact Background check for new hire	43.20
			***Total ***	43.20

**Municipal Water District of Orange County  
August 2010 Disbursements Report**

<b>Check #</b>	<b>Date</b>	<b>Vendor # Invoice/CM #</b>	<b>Name / Description</b>	<b>Net Amount</b>
121773	8/31/2010	V10061 0004647	Catalina Island Conservancy August 2010 Fee for WEROC radio repeater site	1,221.15
			***Total ***	1,221.15
121774	8/31/2010	V10065 25142	Chambers Group Inc. 07/10 Environmental documentation services for Desal Project	4,185.98
			***Total ***	4,185.98
121775	8/31/2010	V10558 27564	California Marketing Group August 2010 Water Hero supplies	3,156.42
			***Total ***	3,156.42
121776	8/31/2010	V10269 100110086-A 100109708-CO	Malcolm Pirnie, Inc. May 2010 Consulting services on MET issues 5/8-6/4 Professional services for MET Managers Facilitation	8,500.00 4,286.37
			***Total ***	12,786.37
121777	8/31/2010	V10278 51000-JULY10	McCormick, Kidman & Behrens General Legal Services	22,534.85
			***Total ***	22,534.85
121778	8/31/2010	V10281 6720	Metropolitan Water District June 2010 water deliveries	14,121,762.79
			***Total ***	14,121,762.79
121779	8/31/2010	V10286 1070	Mission Resource Conservation District July 2010 Field verification for rebate programs	28,134.84
			***Total ***	28,134.84
121780	8/31/2010	V10301 374105	Nossaman LLP July 2010 Legal services	3,503.67
			***Total ***	3,503.67
121781	8/31/2010	V10313 I-00134115 I-00134465 PCR-109875 I-00140249 I-00132677	Office Solutions 7/23 Office supplies 7/26 Office supplies 7/22 Returned Office supplies 8/13 Office supplies 7/20 Office supplies	43.29 8.13 -19.54 128.29 81.56
			***Total ***	241.73

**Municipal Water District of Orange County  
August 2010 Disbursements Report**

<b>Check #</b>	<b>Date</b>	<b>Vendor # Invoice/CM #</b>	<b>Name / Description</b>	<b>Net Amount</b>
121782	8/31/2010	V10348 081610	Public Storage August 2010 Storage rent for unit E034	312.00
			***Total ***	312.00
121783	8/31/2010	V10374 49159257768-05	SDG&E 07/22-08/20 Electrical service fo Desal project - Phase III	7,247.64
			***Total ***	7,247.64
121784	8/31/2010	V10366 071510	Santa Margarita Water District June 2010 SCP Surcharge	21,474.93
			***Total ***	21,474.93
121785	8/31/2010	V10431 6467 6467B	Townsend Public Affairs, Inc July 2010 Federal legislative advocacy services July 2010 State legislative advocacy services	2,500.00 7,500.00
			***Total ***	10,000.00
121786	8/31/2010	V10456 1166	Waterwise Consulting, Inc. July 2010 Professional services for Hotel program	5,892.50
			***Total ***	5,892.50
Total Check Amount				<u>15,245,188.68</u>
Total Void Amount				<u>0.00</u>


9-2-10

Date

  
\_\_\_\_\_  
Kevin P. Hunt, General Manager

8-31-10

Date

  
\_\_\_\_\_  
Philip Letrong, Treasurer

**I.M.P.A.C. Government Services (CalCard) Statement Detail**  
**Statement Date: July 27, 2010**  
**Payment Date: August 30, 2010**

Date	Description	Amount
<b><u>Phil's Card</u></b>		
6/28/2010	Laptop memory upgrade	108.24
7/21/2010	Siemens PBX phone card	387.80
	<b>Subtotal</b>	<b>\$ 496.04</b>
<b><u>Karl's Card</u></b>		
6/22/2010	Public affairs work group luncheon at Discovery Science Center	217.46
7/13/2010	Urban stakeholder committee in Sacramento, CA on July 28, 2010 - Airfare for J. Berg	149.40
7/14/2010	Leadership team meeting luncheon	167.41
7/15/2010	CESA conference in Monterey, CA from Sep.14-17, 2010 - Registration for K. Hubbard	459.95
7/21/2010	Poseidon work group luncheon meeting	319.34
	<b>Subtotal</b>	<b>\$ 1,313.56</b>
<b><u>Kevin's Card</u></b>		
6/22/2010	Sympathy flowers for P. Daly	59.98
6/24/2010	Sympathy flowers for Ivey family	59.98
6/29/2010	WEROC Earthquake preparedness lunch for staff	363.31
6/29/2010	NWRA meeting in Jackson Hole, WY from July 27-31, 2010 - Accomodation for Director Clark	255.30 <sup>1</sup>
7/3/2010	International Desalination Association in Huntington Beach, CA from Sep. 8-9, 2010 - Registration for R. Bell & Director Clark	1,000.00
7/8/2010	CA Public Finance Conference in San Francisco, CA from Oct. 6-8, 2010 - Registration for Director Barbre	95.00
7/16/2010	NRWA meeting in Jackson Hole, WY from Jul. 27-31, 2010 - Registration for Director Clark & spouse	600.00 <sup>2</sup>
7/20/2010	Microsoft Office Access 2007 training disk	29.99
	<b>Subtotal</b>	<b>\$ 2,463.56</b>
	<b>Total</b>	<b>\$ 4,273.16</b>

<sup>1</sup> Trip cancelled, will receive credit from hotel on next billing

<sup>2</sup> Trip cancelled, refund check received from NWRA

**Bank of America VISA Statement Detail**  
**Statement Date: July 27, 2010**  
**Payment Date: August 13, 2010**

<u>Posting Date</u>	<u>Description</u>	<u>Amount</u>
6/27/10-7/27/10	Meals for K. Hunt's meetings on various dates	\$ 214.54
	<b>Total</b>	<b>\$ 214.54</b>



**Municipal Water District of Orange County**  
**Consolidated Summary of Cash and Investment**  
 July 2010

Street Address:  
 18700 Ward Street  
 Fountain Valley, California 92708

Mailing Address:  
 P.O. Box 20895  
 Fountain Valley, CA 92728-0895

(714) 963-3058  
 Fax: (714) 964-9389  
 www.mwdoc.com

Joan C. Finnegan  
*President*

Jeffery M. Thomas  
*Vice President*

Brett R. Barbre  
*Director*

Wayne A. Clark  
*Director*

Larry D. Dick  
*Director*

Susan Hinman  
*Director*

Ed Royce, Sr.  
*Director*

Kevin P. Hunt, P.E.  
*General Manager*

**MEMBER AGENCIES**

- City of Brea
- City of Buena Park
- East Orange County Water District
- El Toro Water District
- Emerald Bay Service District
- City of Fountain Valley
- City of Garden Grove
- Golden State Water Co.
- City of Huntington Beach
- Irvine Ranch Water District
- Laguna Beach County Water District
- City of La Habra
- City of La Palma
- Mesa Consolidated Water District
- Moulton Niguel Water District
- City of Newport Beach
- City of Orange
- Orange County Water District
- City of San Clemente
- City of San Juan Capistrano
- Santa Margarita Water District
- City of Seal Beach
- Serrano Water District
- South Coast Water District
- Trabuco Canyon Water District
- City of Tustin
- City of Westminster
- Yorba Linda Water District

District investments and cash balances are held in various funds designated for certain purposes as follows:

Fund	Book Value	% of Portfolio
Reserve	\$ 4,656,778	40.14%
General	1,224,242	10.55%
Water	5,902,171	50.86%
Conservation	28,155	0.24%
Desalination Feasibility Study	(311,161)	-2.68%
WEROC	93,532	0.81%
Trustee Activities	8,927	0.08%
<b>Total</b>	<b>11,602,644</b>	<b>100.00%</b>

The funds are invested as follows:

Term of Investment	% of Portfolio	Book Value	Market Value
Cash	1.80%	208,825	\$ 208,825
Short-term investment			
• LAIF	68.36%	7,931,464	7,931,464
• OCIP	0.18%	20,381	20,381
Long-term investment			
• Federal Agency Issues	15.08%	1,750,000	1,757,983
• Misc. Securities	12.90%	1,497,063	1,547,030
• Certificates of Deposit	0.84%	97,000	102,228
• Negotiable CD's	0.84%	97,911	99,461
<b>Total</b>	<b>100.00%</b>	<b>\$11,602,644</b>	<b>\$11,667,372</b>

The average number of days to maturity/call as of July 31, 2010 equaled 156 and the average term for the portfolio totaled 506 days. The average yield to maturity is 1.43%, calculated on a 365-day basis. During the month, the District's average daily balance was \$19,277,077. Funds were invested in Federal Agency Issues, Certificates of Deposit, Negotiable CD's, Miscellaneous Securities, the Local Agency Investment Funds (LAIF) and the Orange County Investment Pool (OCIP) during the month of July.

The \$64,728 difference between the book value and the market value at July 2010 represents the exchange difference if all investments had been liquidated on that date. Since it is the District's practice to "buy and hold" investments till maturity, the market values are a point of reference, not an indication of actual loss or gain. There are no current plans or cash flow requirements identified in the near future that would require the sale of these securities prior to maturity.

Kevin P. Hunt  
 General Manager


Phil Letrong  
 Treasurer


**MUNICIPAL WATER DISTRICT OF ORANGE COUNTY**  
**Portfolio Management**  
**Combined Portfolio Summary**  
**July 31, 2010**

<b>Investments</b>	<b>Par Value</b>	<b>Market Value</b>	<b>Book Value</b>	<b>% of Portfolio</b>	<b>Term</b>	<b>Days to Mat./Call</b>	<b>YTM/C 360 Equiv.</b>	<b>YTM/C 365 Equiv.</b>
Federal Agency Issues - Coupon	1,000,000.00	1,001,880.00	1,000,000.00	8.78	1,826	24	3.008	3.050
Certificates of Deposit - Bank	97,000.00	102,228.30	97,000.00	0.85	1,827	906	4.438	4.500
Local Agency Investment Funds	7,931,463.88	7,931,463.88	7,931,463.88	69.61	1	1	0.521	0.528
Negotiable CD's - Bank	98,000.00	99,461.18	97,911.34	0.86	913	151	4.472	4.534
Miscellaneous Securities - Coupon	1,500,000.00	1,547,030.00	1,497,063.37	13.14	1,535	926	4.281	4.341
Federal Agency Issues - Step-up	750,000.00	756,102.50	750,000.00	6.58	1,826	338	2.129	2.158
Orange County Investment Pool	20,380.49	20,380.49	20,380.49	0.18	1	1	0.733	0.743
<b>Investments</b>	<b>11,396,844.37</b>	<b>11,458,546.35</b>	<b>11,393,819.08</b>	<b>100.00%</b>	<b>506</b>	<b>156</b>	<b>1.407</b>	<b>1.426</b>
<b>Cash</b>								
Passbook/Checking (not included in yield calculations)	208,825.14	208,825.14	208,825.14		1	1	0.000	0.000
<b>Total Cash and Investments</b>	<b>11,605,669.51</b>	<b>11,667,371.49</b>	<b>11,602,644.22</b>		<b>506</b>	<b>156</b>	<b>1.407</b>	<b>1.426</b>

<b>Total Earnings</b>	<b>July 31 Month Ending</b>	<b>Fiscal Year To Date</b>
Current Year	17,382.89	17,382.88
<b>Average Daily Balance</b>	<b>19,277,077.08</b>	<b>19,277,077.08</b>
<b>Effective Rate of Return</b>	<b>1.06%</b>	<b>1.06%</b>

We certify that this report reflects the cash and investments of the Municipal Water District of Orange County and is in conformity with the Government Code requirements and the District Investment Policy and Guidelines in effect at the time of investment. The Investment Program herein shown provides sufficient cash flow liquidity to meet the next six month's estimated expenditures. The source for the market values are from Union Bank.

  
 Kevin P. Hunt, General Manager

  
 Phil Letrong, Treasurer

9-2-10  
 9-2-10

**MUNICIPAL WATER DISTRICT OF ORANGE COUNTY**  
**Portfolio Management**  
**Long-Term Portfolio Summary**  
**July 31, 2010**

<b>Investments</b>	<b>Par Value</b>	<b>Market Value</b>	<b>Book Value</b>	<b>% of Portfolio</b>	<b>Term</b>	<b>Days to Mat./Call</b>	<b>YTM/C 360 Equiv.</b>	<b>YTM/C 365 Equiv.</b>
Federal Agency Issues - Coupon	1,000,000.00	1,001,880.00	1,000,000.00	29.05	1,826	24	3.008	3.050
Certificates of Deposit - Bank	97,000.00	102,228.30	97,000.00	2.82	1,827	906	4.438	4.500
Negotiable CD's - Bank	98,000.00	99,461.18	97,911.34	2.84	913	151	4.472	4.534
Miscellaneous Securities - Coupon	1,500,000.00	1,547,030.00	1,497,063.37	43.49	1,535	926	4.281	4.341
Federal Agency Issues - Step-up	750,000.00	756,102.50	750,000.00	21.79	1,826	338	2.129	2.158
<b>Investments</b>	<b>3,445,000.00</b>	<b>3,506,701.98</b>	<b>3,441,974.71</b>	<b>100.00%</b>	<b>1,673</b>	<b>513</b>	<b>3.452</b>	<b>3.500</b>
<hr/>								
<b>Total Earnings</b>	<b>July 31 Month Ending</b>		<b>Fiscal Year To Date</b>					
Current Year	10,238.52		10,238.51					

**MUNICIPAL WATER DISTRICT OF ORANGE COUNTY**  
**Portfolio Management**  
**Long-Term Portfolio Details - Investments**  
**July 31, 2010**

CUSIP	Investment #	Issuer	Average Balance	Purchase Date	Par Value	Market Value	Book Value	Stated Rate	YTM/C 360	YTM/C 365 Mat./Call	Days to Maturity	Maturity Date
<b>Federal Agency Issues - Coupon</b>												
3136FJ7G0	20100225-008	FNMA		02/25/2010	1,000,000.00	1,001,880.00	1,000,000.00	3.050	3.008	3.050	24	02/25/2015
<b>Subtotal and Average</b>			<b>1,000,000.00</b>		<b>1,000,000.00</b>	<b>1,001,880.00</b>	<b>1,000,000.00</b>		<b>3.008</b>	<b>3.050</b>	<b>24</b>	
<b>Certificates of Deposit - Bank</b>												
939379W90	20080123-008	Chase Bank		01/23/2008	97,000.00	102,228.30	97,000.00	4.500	4.438	4.500	906	01/23/2013
<b>Subtotal and Average</b>			<b>97,000.00</b>		<b>97,000.00</b>	<b>102,228.30</b>	<b>97,000.00</b>		<b>4.438</b>	<b>4.500</b>	<b>906</b>	
<b>Negotiable CD's - Bank</b>												
20056QHM8	20080630-023	Commerce Bank		06/30/2008	98,000.00	99,461.18	97,911.34	4.300	4.472	4.534	151	12/30/2010
<b>Subtotal and Average</b>			<b>184,999.31</b>		<b>98,000.00</b>	<b>99,461.18</b>	<b>97,911.34</b>		<b>4.472</b>	<b>4.534</b>	<b>151</b>	
<b>Miscellaneous Securities - Coupon</b>												
36966RV94	20080214-011	General Electric Cap Corp		02/14/2008	500,000.00	515,480.00	500,000.00	4.000	3.945	4.000	563	02/15/2012
US40429XUF13	20080313-017	HSBC Finance Corp		03/13/2008	500,000.00	518,185.00	500,000.00	5.000	4.932	5.000	592	03/15/2012
90261XFY3	20100610-010	UBS Financial Services, Inc		06/10/2010	500,000.00	513,365.00	497,063.37	3.875	3.965	4.020	1,628	01/15/2015
<b>Subtotal and Average</b>			<b>1,497,037.68</b>		<b>1,500,000.00</b>	<b>1,547,030.00</b>	<b>1,497,063.37</b>		<b>4.281</b>	<b>4.341</b>	<b>926</b>	
<b>Federal Agency Issues - Step-up</b>												
3128X9V49	20100330-009	FHLMC		03/30/2010	250,000.00	250,787.50	250,000.00	2.375	2.342	2.375	60	03/30/2015
3136FHTN5	20090521-005	FNMA		05/21/2009	500,000.00	505,315.00	500,000.00	2.050	2.022	2.050	477	05/21/2014
<b>Subtotal and Average</b>			<b>750,000.00</b>		<b>750,000.00</b>	<b>756,102.50</b>	<b>750,000.00</b>		<b>2.129</b>	<b>2.158</b>	<b>338</b>	
<b>Total and Average</b>			<b>3,529,036.99</b>		<b>3,445,000.00</b>	<b>3,506,701.98</b>	<b>3,441,974.71</b>		<b>3.452</b>	<b>3.500</b>	<b>513</b>	

**MUNICIPAL WATER DISTRICT OF ORANGE COUNTY**  
**Portfolio Management**  
**Short-Term Portfolio Summary**  
**July 31, 2010**

<b>Investments</b>	<b>Par Value</b>	<b>Market Value</b>	<b>Book Value</b>	<b>% of Portfolio</b>	<b>Term</b>	<b>Days to Mat./Call</b>	<b>YTM/C 360 Equiv.</b>	<b>YTM/C 365 Equiv.</b>
Local Agency Investment Funds	7,931,463.88	7,931,463.88	7,931,463.88	99.74	1	1	0.521	0.528
Orange County Investment Pool	20,380.49	20,380.49	20,380.49	0.26	1	1	0.733	0.743
<b>Investments</b>	<b>7,951,844.37</b>	<b>7,951,844.37</b>	<b>7,951,844.37</b>	<b>100.00%</b>	<b>1</b>	<b>1</b>	<b>0.521</b>	<b>0.529</b>
<hr/>								
<b>Cash</b>								
Passbook/Checking (not included in yield calculations)	208,825.14	208,825.14	208,825.14		1	1	0.000	0.000
<b>Total Cash and Investments</b>	<b>8,160,669.51</b>	<b>8,160,669.51</b>	<b>8,160,669.51</b>		<b>1</b>	<b>1</b>	<b>0.521</b>	<b>0.529</b>
<hr/>								
<b>Total Earnings</b>	<b>July 31</b>	<b>Month Ending</b>	<b>Fiscal Year To Date</b>					
Current Year	7,144.37		7,144.37					

**MUNICIPAL WATER DISTRICT OF ORANGE COUNTY**  
**Portfolio Management**  
**Short-Term Portfolio Details - Investments**  
**July 31, 2010**

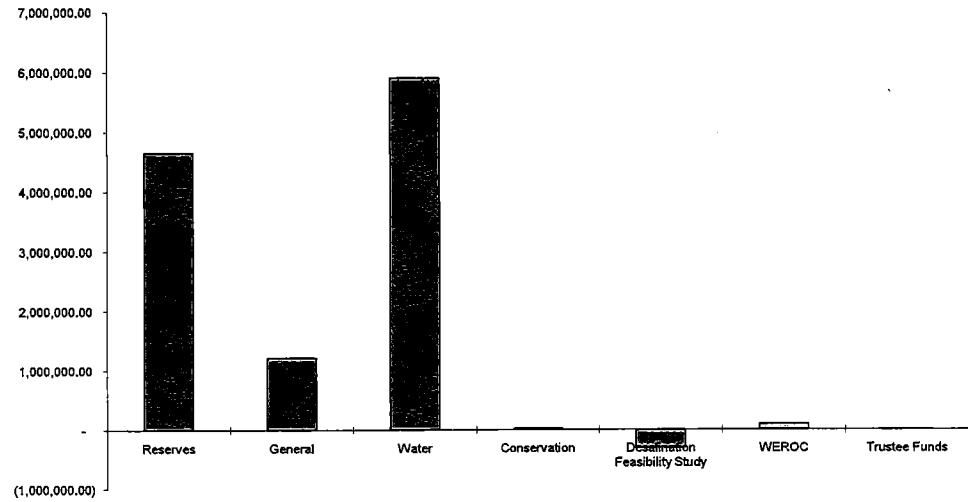
CUSIP	Investment #	Issuer	Average Balance	Purchase Date	Par Value	Market Value	Book Value	Stated Rate	YTM/C 360	YTM/C 365	Days to Mat./Call	Maturity Date
<b>Local Agency Investment Funds</b>												
SYS000000001LAI	000000001LAI	LOCAL AGENCY INVESTMENT FUND			7,931,463.88	7,931,463.88	7,931,463.88	0.528	0.521	0.528	1	
<b>Subtotal and Average</b>			<b>15,903,000.24</b>		<b>7,931,463.88</b>	<b>7,931,463.88</b>	<b>7,931,463.88</b>		<b>0.521</b>	<b>0.528</b>	<b>1</b>	
<b>Orange County Investment Pool</b>												
SYSOCIP	OCIP	COUNTY OF ORANGE		06/29/2005	20,380.49	20,380.49	20,380.49	0.743	0.733	0.743	1	
<b>Subtotal and Average</b>			<b>20,362.06</b>		<b>20,380.49</b>	<b>20,380.49</b>	<b>20,380.49</b>		<b>0.733</b>	<b>0.743</b>	<b>1</b>	
<b>Total and Average</b>			<b>15,748,040.09</b>		<b>7,951,844.37</b>	<b>7,951,844.37</b>	<b>7,951,844.37</b>		<b>0.521</b>	<b>0.529</b>	<b>1</b>	

**MUNICIPAL WATER DISTRICT OF ORANGE COUNTY**  
**Portfolio Management**  
**Short-Term Portfolio Details - Cash**  
**July 31, 2010**

CUSIP	Investment #	Issuer	Average Balance	Purchase Date	Par Value	Market Value	Book Value	Stated Rate	YTM/C 360	YTM/C 365	Days to Mat./Call
<b>Passbook/Checking Accounts</b>											
SYS00000CHK-GEN	00000CHK-GEN	BANK OF AMERICA		07/01/2010	208,325.14	208,325.14	208,325.14		0.000	0.000	1
SYSZ0000PCV-GEN	Z0000PCV-GEN	PETTY CASH		07/01/2010	500.00	500.00	500.00		0.000	0.000	1
		<b>Average Balance</b>	<b>0.00</b>								<b>1</b>
<b>Total Cash and Investments</b>			<b>15,748,040.09</b>		<b>8,160,669.51</b>	<b>8,160,669.51</b>	<b>8,160,669.51</b>		<b>0.521</b>	<b>0.529</b>	<b>1</b>

### Cash and Investments at July 31, 2010

ALLOCATION	AMOUNT	%
<b>MWDOC</b>		
Reserves	\$ 4,656,778	40.14%
General	1,224,242	10.55%
Water	5,902,171	50.86%
Conservation	28,155	0.24%
Desalination Feasibility Study	(311,161)	-2.68%
WEROC	93,532	0.81%
<b>TOTAL MWDOC</b>	<b>\$ 11,593,717</b>	<b>99.92%</b>
<b>TRUSTEE ACTIVITIES</b>		
AMP Sales Admin	\$ 8,927	0.08%
<b>TOTAL TRUSTEE ACTIVITIES</b>	<b>\$ 8,927</b>	<b>0.08%</b>
<b>TOTAL CASH &amp; INVESTMENTS</b>	<b>\$ 11,602,644</b>	<b>100.00%</b>



**Municipal Water District of Orange County  
WATER USE EFFICIENCY PROJECTS  
Cash Flow as of 08/31/10**

	Jul 2010	Aug 2010	Sep 2010	Oct 2010	Nov 2010	Dec 2010	Jan 2011	Feb 2011	Mar 2011	Apr 2011	May 2011	Jun 2011	TOTALS
<b>Cash - Beginning Balance</b>	\$ (289,105.77)	\$ 28,154.70	\$ (328,180.44)	\$ (328,180.44)	\$ (328,180.44)	\$ (328,180.44)	\$ (328,180.44)	\$ (328,180.44)	\$ (328,180.44)	\$ (328,180.44)	\$ (328,180.44)	\$ (328,180.44)	
<b>REVENUES:</b>													
BUREC		184,406.60											\$ 184,406.60
City of Anaheim, Brea, Buena Park		1,391.70											1,391.70
City of Fountain Valley, Fullerton		467.70											467.70
City of Garden Grove, Huntington Beach		408.00											408.00
City of La Palma, La Habra, Newport Bc	63.00												63.00
City of Santa Ana, San Clemente		279.00											279.00
City of San Juan Capistrano	144.00	361.50											505.50
City of Tustin, Westminster		99.00											99.00
City of Orange, DWR		4,558.50											4,558.50
El Toro Water District													-
Golden State Water Company		1,659.67											1,659.67
Irvine Ranch Water District	457,228.88												457,228.88
Laguna Beach County Water District													-
Mesa Consolidated Water District		252.00											252.00
Metropolitan Water District													-
Moulton Niguel Water District, NRCS	108.00	32,056.39											32,164.39
MWDOC													-
Santa Margarita Water District		2,123.00											2,123.00
Serrano Water District													-
South Coast Water District		1,246.87											1,246.87
State Water Resources Control Board													-
Yorba Linda Water District													-
Trabuco Canyon Water District													-
<b>Miscellaneous Revenues</b>													
Interest Revenue													-
<b>Total Revenues</b>	457,543.88	229,309.93	-	-	-	-	-	-	-	-	-	-	\$ 686,853.81
<b>EXPENDITURES:</b>													
Aquaficient, ABG Mrktg, Bryton Printing		3,363.22											\$ 3,363.22
Conservation Consulting, LLC													-
Digital Map Products													-
Electric Gas Industries Assoc.													-
Federal Express, Glen's Landscaping													-
GHD, Inc, James Klein & Assoc													-
Malcolm Pirnie Inc.	9,516.00												9,516.00
Mesa Consolidated Water District													-
Metropolitan Water District	113,841.88	539,146.01											652,987.89
Mission RCD	14,687.96	28,134.84											42,822.80
OC Weekly Media, OC Printing													-
Prudential Overall Supply		2,466.00											2,466.00
Sierra Analytical Labs, Inc													-
URS Corp	1,760.00	3,547.50											5,307.50
Waterwise Consulting, Inc.		8,987.50											8,987.50
<b>Miscellaneous Expenses</b>													
Interest Expense	477.57												477.57
<b>Total Expenditures</b>	140,283.41	585,645.07	-	-	-	-	-	-	-	-	-	-	\$ 725,928.48
<b>Cash - Ending Balance</b>	\$ 28,154.70	\$ (328,180.44)	\$ (328,180.44)	\$ (328,180.44)	\$ (328,180.44)	\$ (328,180.44)	\$ (328,180.44)	\$ (328,180.44)	\$ (328,180.44)	\$ (328,180.44)	\$ (328,180.44)	\$ (328,180.44)	



**CONSENT CALENDAR ITEM**

September 15, 2010

**To: Board of Directors**

**From: Administration & Finance Committee**

Kevin Hunt, General Manager      Staff Contact: Katie Davanaugh

**Subject: District Conferences as outlined below**

**STAFF RECOMMENDATION:**

---

Staff recommends the Board of Directors consider authorizing staff and Directors to attend the following conferences:.

**COMMITTEE RECOMMENDATION**

---

Committee recommends (to be determined at Committee meeting)

**REPORT**

---

Conference flyers are attached.

	Event	Date(s)	Location	Cost +/-
a.	ACWA Region 10	9/30/10	Cucamonga Valley Water District	\$85
b.	CSDA	9/ 20-23/10	Newport Beach	\$550
c.	Southern CA Water Cte. Annual Meeting & Dinner	10/7/10	City of Industry	\$200
d.	WaterSmart Innovator	10/6-8/10	Las Vegas	\$1300
e.	ACWA CLE	9/30/10-10/1/10	San Francisco	\$1300



**INFORMATION ITEM**  
Committee Meeting 9/08/2010

**TO:** Board of Directors

**FROM:** Administration and Finance Committee

Kevin Hunt  
General Manager

Staff Contact: Lee Jacobi

**SUBJECT:** Monthly Water Usage Data, Tier 2 Projection, & Water Supply Info.

**STAFF RECOMMENDATION**

---

Staff recommends the Board of Directors read and file.

**COMMITTEE RECOMMENDATION**

---

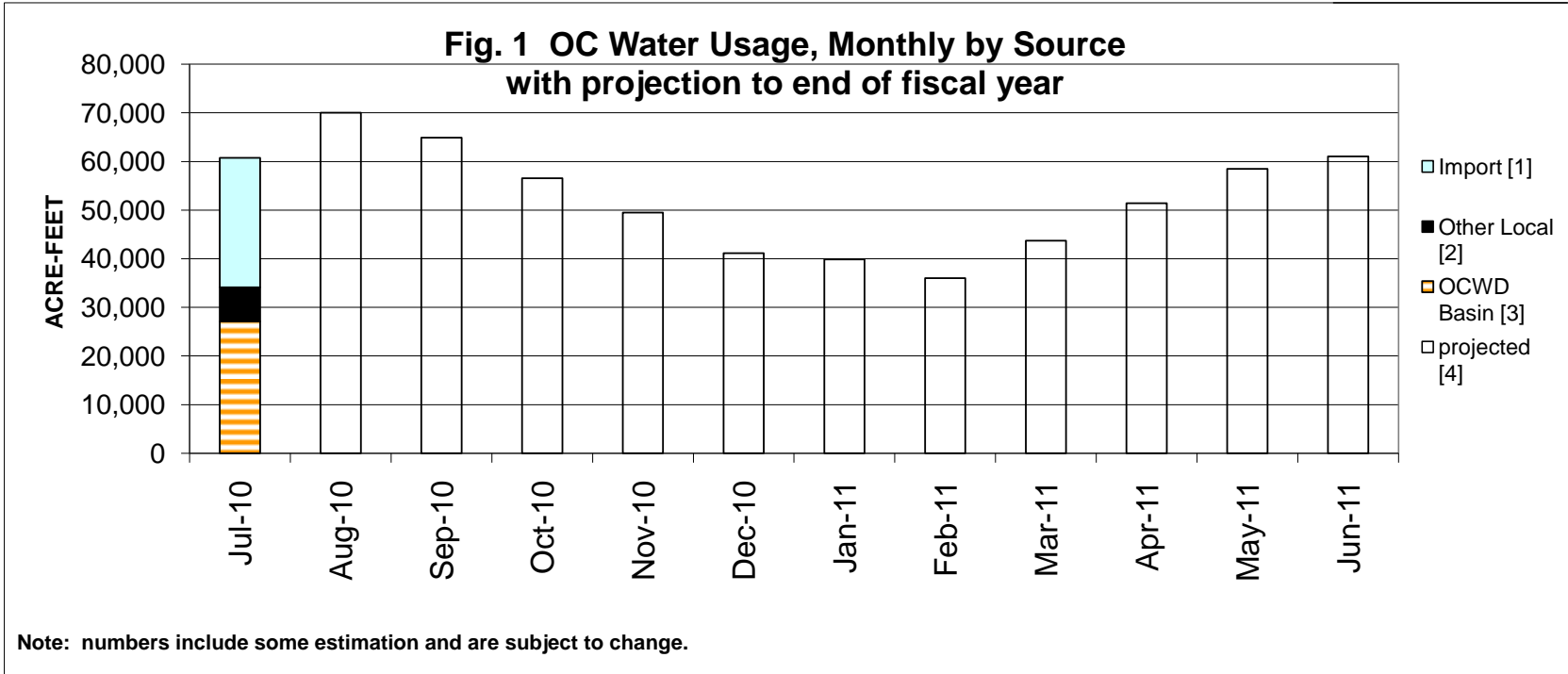
Committee recommends (to be determined at Committee Meeting)

**REPORT**

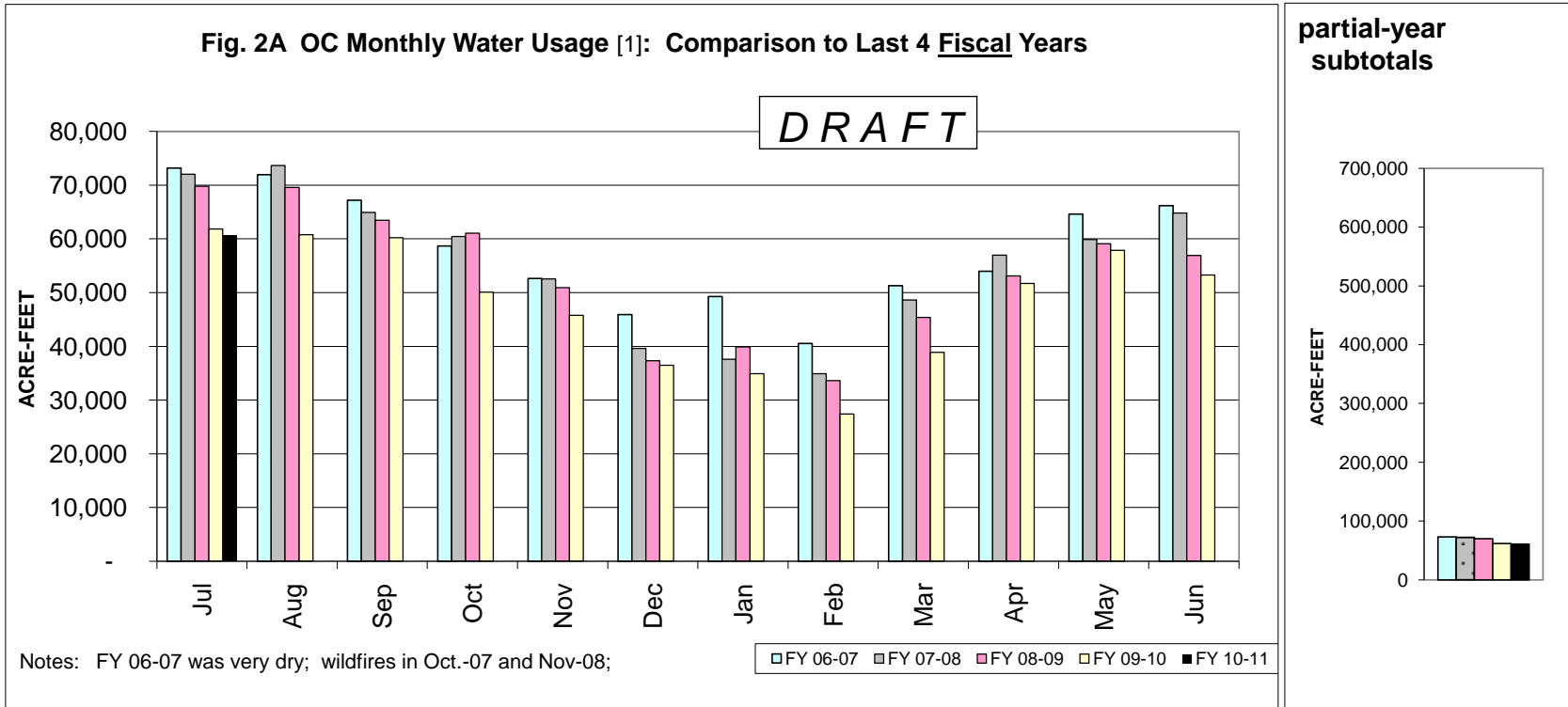
---

The five attached figures show the recent trend of water consumption in Orange County, an estimate of Tier 2 volume for MWDOC, and selected water supply information.

- Fig. 1 OC Water Usage, Monthly by Source July 2010 water usage was below the projection that was accumulated from the water agencies that included the assumption of MET water Allocations being in effect.
- Fig. 2 OC Water Usage, Monthly, Comparison to Previous Years Water usage in July 2010 was lower than in the last four Julys. This is likely due to cool and cloudy weather in July, higher retail water rates, water use efficiency programs, and the economic recession.
- Fig. 3 Historical OC Water Consumption OC water consumption has been in a generally declining trend since peaking in FY1999-00 (a dry year) even though population has increased about 1% per year in the past decade. The decreasing water usage can be credited mostly to water use efficiency (conservation) efforts.
- Fig. 4 MWDOC "Firm" Water Purchases, 2010 "Firm" water above the Tier 1 limit will be charged at the higher Tier 2 rate. Our current projection of Tier 2 volume is a range 3 - 10,000 AF. This range is due partly to the variability of demands and partly to variability in the usage of local supplies versus imported water.
- Fig. 5 Water Supply Information Includes data on: Rainfall in OC; the OCWD Basin overdraft; Northern Calif. and Colorado R. Basin precipitation data; the State Water Project (SWP) Allocation, and Colorado, State and MET storage volumes.

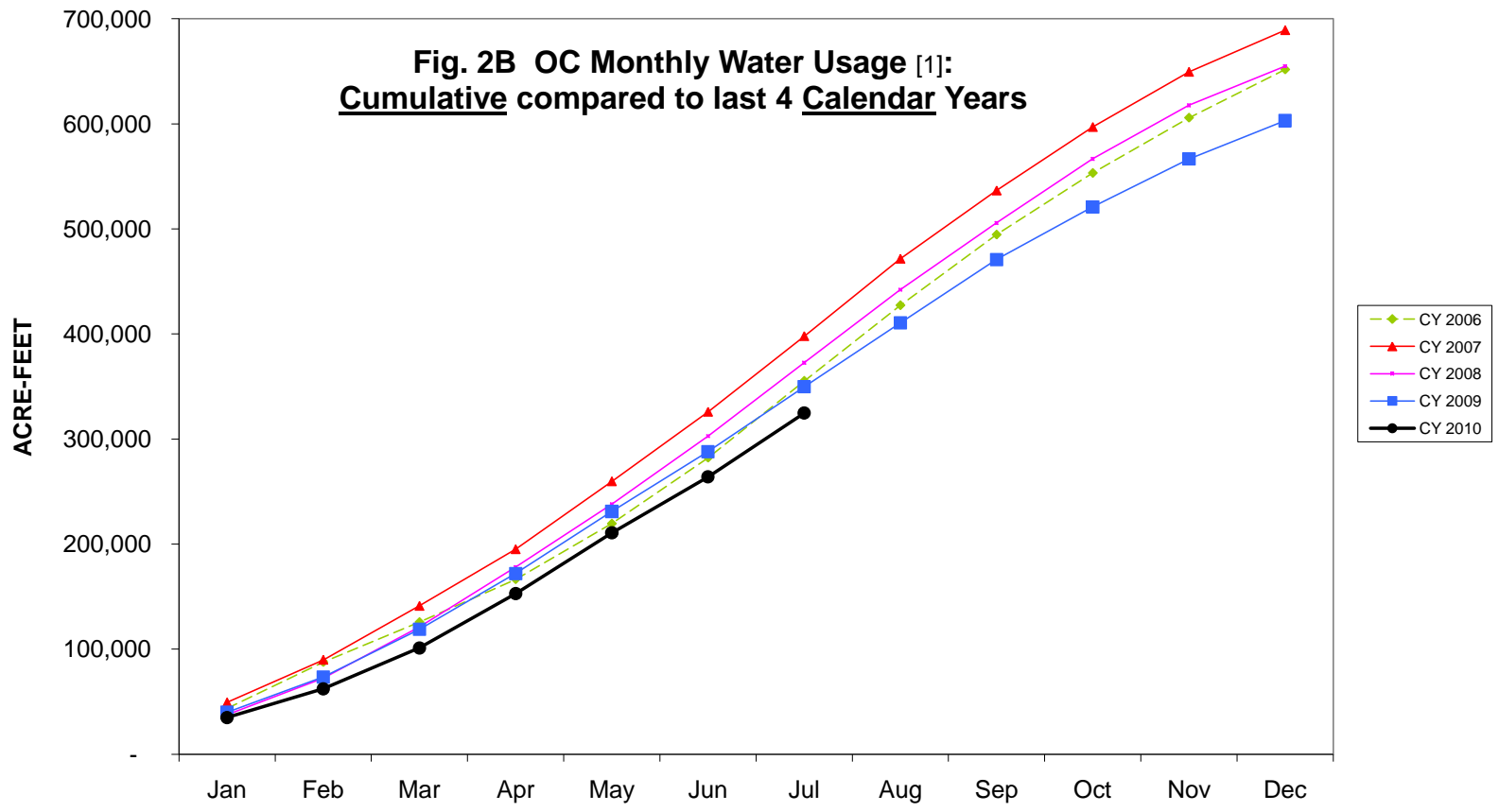


- [1] Imported water for consumptive use. Includes "In-Lieu" deliveries and CUP water extraction. Excludes "Direct Replenishment", "Barrier Replenishment", and deliveries into Irvine Lake.
- [2] Other local includes recycled water, local basin water, Irvine Lake water extraction, and Cal Domestic deliveries. Excludes recycled water used for Barrier recharge. Numbers are estimates until data collection is completed.
- [3] GW for consumptive use only. Excludes extraction of CUP water that is counted with Import. BPP in FY '09-10 is 62%.
- [4] MWDOC estimate of monthly demand is based on the projected FY 09-10 "Retail" water demand and historical monthly demand pattern.



[1] Sum of Imported water for consumptive use (includes "In-Lieu" deliveries; excludes "Direct Replenishment" and "Barrier Replenishment") and Local water for consumptive use (includes recycled and non-potable water; excludes GWRS production, groundwater pumped to waste, and waste brine from water treatment projects).

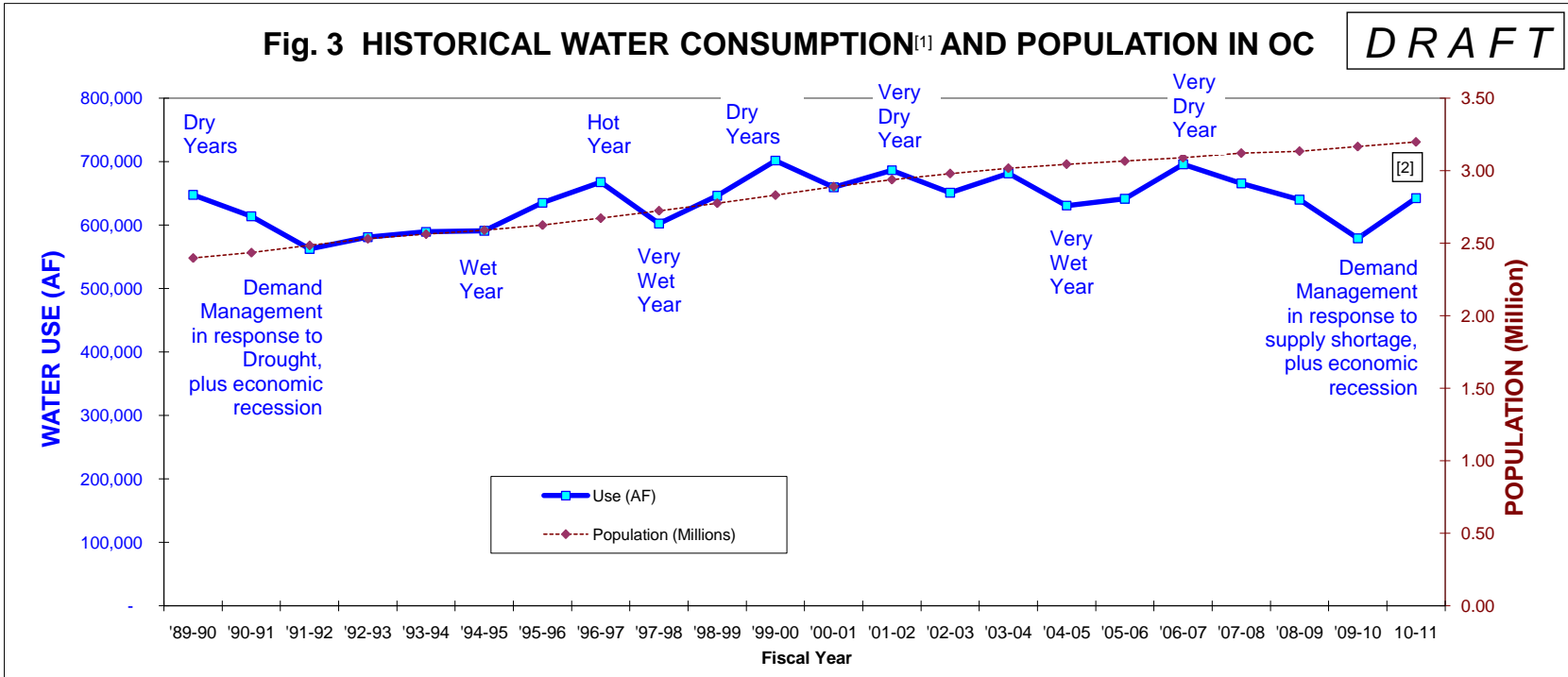
DRAFT



[1] Sum of Imported water for consumptive use (includes "In-Lieu" deliveries; excludes "Direct Replenishment" and "Barrier Replenishment") and Local water for consumptive use (includes recycled and non-potable water; excludes GWRS production and waste brine from water quality pumping projects).

**Fig. 3 HISTORICAL WATER CONSUMPTION<sup>[1]</sup> AND POPULATION IN OC**

**DRAFT**

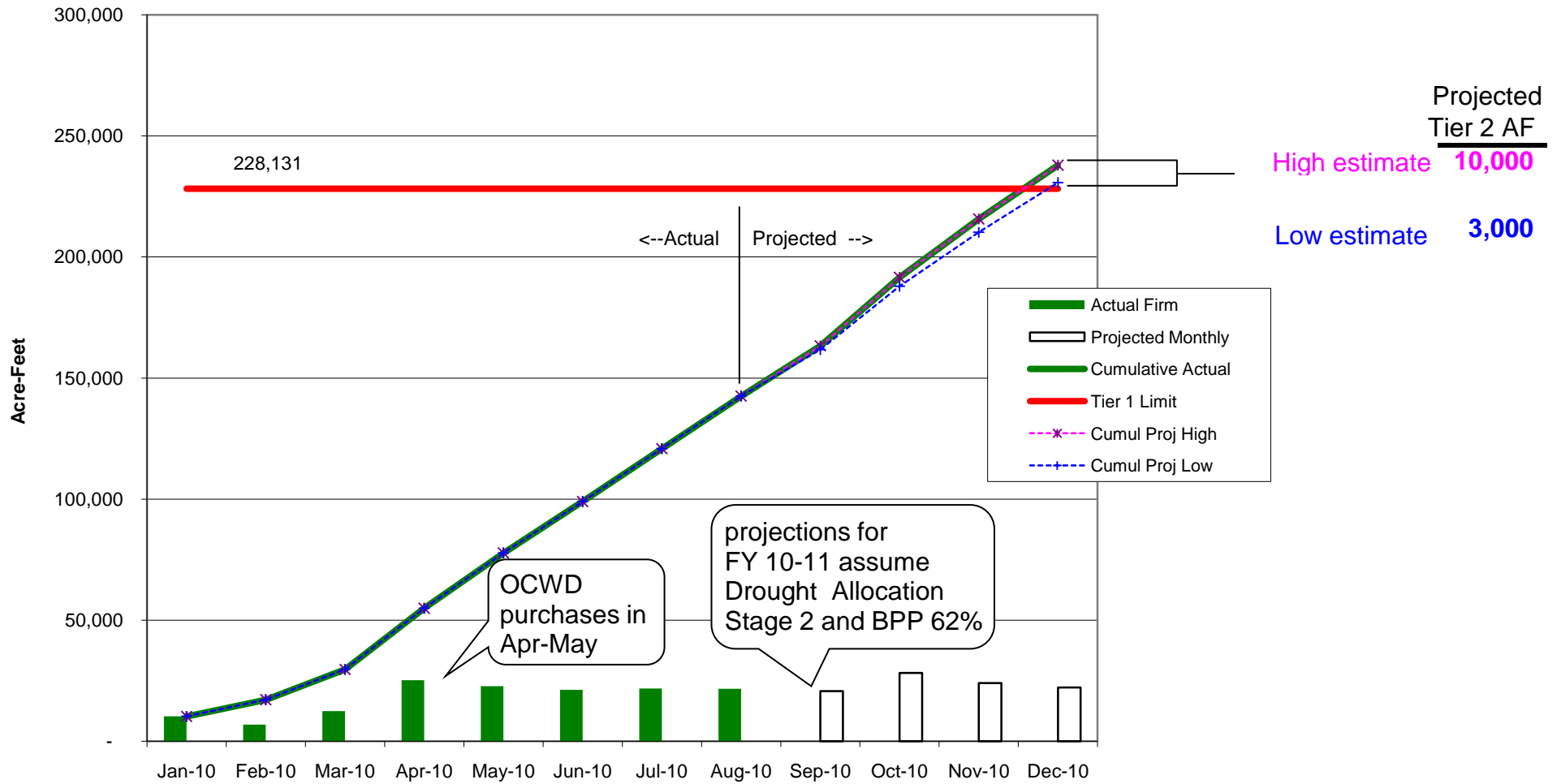


[1] Consumption includes potable, recycled and non-potable usage; excludes Barrier water and Spreading water.

[2] Projection of FY 10-11 water use is MET Allocation plus water agencies' Spring 2010 projection of Local Water. Projection of population by MWDOC continues historical trend.

**Fig. 4 MWDOC's Firm Water Purchases, CY 2010**

DRAFT



**Notes**

1. "Firm" includes Full and Barrier; excludes Long-Term Replenishment (both In-Lieu and Direct).
2. Import demands for Jan.-Jun. projected by MWDOC for MET Drought Allocation Stage 2 and BPP 62%.  
 Import demands for Jul.-Dec. projected by MWDOC for MET Drought Allocation Stage 2 and BPP 62%.

## Figure 5. Selected Water Supply Information

<b>Rainfall in Orange County</b> [1]	FY 08-09	FY 09-10	FY 10-11
as of date	<u>6/30/2009</u>	<u>6/30/2010</u>	<u>7/31/2010</u>
Cumulative Rainfall (inches) since July 1	9.88	16.82 final	
Percent of Normal for this date	78%	133%	

[1] Cumulative rainfall at Santa Ana (Station #121). Rainfall amount may vary considerably within the County, generally more at higher elevation.

<b>OCWD Basin Accumulated Overdraft</b> [2]	as of	as of	as of
	<u>6/30/2008</u>	<u>6/30/2009</u>	<u>6/30/2010</u>
Accumulated Overdraft (AF)	306,000	347,000	347,000
MET storage in Basin (AF)	49,000	24,000	1,000
Accum. Overdraft excluding MET stor. (AF)	355,000	371,000	348,000

[2] Amount of water necessary to be replaced into the groundwater basin to prevent seawater intrusion. Number is estimated by OCWD.

<b>Large Basin Information</b>			
Area	The 8-Station Index		SWE [3] Accum. since Oct 1
	Pct. of Normal	as of date	Pct. of Normal as of date
California- Northern Sierras only	109%	8/30/2010	*
Colorado River Basin- above Lk. Powell			*

[3] SWE= Snow Water Equivalent, the liquid content of the snow on the ground. Percent shown compares to the historical normal amount found at this date of the year. \*This statistic loses validity late in the season.

<b>State Water Project Allocation</b>			
	5/20/2009	6/23/2010	
SWP Allocation [4] as of date	40% **	50% ** final	

[4] Allocation is for long-term SWP Contractors, including MET. The percentage applies to the contracted delivery amount of the Contractor. \*\*Allocation would have been higher if not for the Wanger court judgement of Dec. 2007.

<b>Colorado and State Reservoir Storage</b>	Colorado Basin		Northern Sierras	
	Lk. Mead	Lk. Powell	Lk. Shasta	Lk. Oroville
	as of date	8/30/2010	8/31/2010	8/31/2010
Volume now in Storage (Million AF)	10.4	15.4	3.49	2.04
Pct. of Full	40%	63%	77%	58%

California, primarily MET, now has the right to store up to 1.5 Million Acre-Feet in Lake Mead.

<b>MET Storage</b>		Diamond Valley Lk.
		(DVL)
	as of date	<u>8/26/2010</u>
Volume in Storage (AF)		505,000
Pct. of Full		62%

*Disclaimer: MWDOC cannot guarantee the accuracy of this data gathered from several sources.*

Municipal Water District of Orange County  
**Director's Activity Report**  
For the 12-month period ending June 30, 2010

Activity description	MWDOC Directors								Met Directors					Directors' Total
	Thomas	Barbre	Clark	Dick	Finnegan	Hinman	Royce	Subtotal	Barbre	Ackerman	Foley	Dick	Subtotal	
<b>Per Diem (1)</b>														
MWDOC Committee & Board mtg	18,830	21,179	20,933	22,342	12,649	13,967	18,449	128,350		2,659	4,432	1,330	8,422	136,771
Met Committee & Board meetings	377					255	533	1,165	4,211	6,870	10,195	9,530	30,805	31,970
Meetings with Member Agencies	2,614	9,980	3,959	4,591	2,859	6,225	1,553	31,782					-	31,782
Other Misc meetings & activities	13,777	11,340	12,813	15,629	12,358	7,694	13,270	86,882	5,097	9,308	7,978	12,854	35,238	122,119
Benefit reimbursement by Director					(2,912)	(2,863)		(5,775)					-	(5,775)
Subtotal-Per Diem	35,598	42,500	37,706	42,563	24,955	25,277	33,805	242,403	9,308	18,838	22,605	23,713	74,464	316,868
<b>Travel &amp; Conferences (2)</b>														
ACWA			2,832		2,770	2,727	50	8,378					-	8,378
CRWUA		350						350					-	350
Legislative Activities		4,384						4,384			893		893	5,277
ISDOC		28		16	28		28	100					-	100
NWRA			4,341					4,341					-	4,341
OCWA			506			65		571					-	571
Urban Water Institute			605					605					-	605
Other Travel Expenses	828	254	303	59	14	163		1,621		200			200	1,821
Mileage	1,569	265	1,731	1,362	1,050	3,438	1,174	10,591					-	10,591
Toll charges	17					437		454					-	454
Subtotal-Travel & Conferences	2,414	5,282	10,319	1,437	3,862	6,830	1,251	31,395					1,093	32,488
<b>TOTAL</b>	<b>38,012</b>	<b>47,782</b>	<b>48,024</b>	<b>44,000</b>	<b>28,817</b>	<b>32,107</b>	<b>35,056</b>	<b>273,799</b>	<b>9,308</b>	<b>18,838</b>	<b>22,605</b>	<b>23,713</b>	<b>75,557</b>	<b>349,356</b>

(1) Per Diem for MWDOC Directors includes benefits.

(2) Includes conference registration, travel, lodging, meals, transportations, mileage and other miscellaneous related costs; does not include per Diem.

Municipal Water District of Orange County  
**Semi-annual Comparison for Overtime Hours Worked**  
for the Six Month Periods Ending June 2010 and 2009

Employee	1/1/10 - 6/30/10		1/1/09 - 6/30/09	
	Hours Worked	Dollar Equivalent (1)	Hours Worked	Dollar Equivalent (1)
Baca, Tiffany	2.0		8.0	
Davanaugh, Katie	0.0		1.0	
Fahl, Beth	0.0		1.0	
Gunawan, Lina	10.5		1.5	
Greco, Warren	0.0		10.0	
Hanley, Jessica	0.0		19.5	
Hayes, Magaly	1.5		0.0	
Jakubowski, Scott	0.0		15.5	
<b>TOTAL</b>	<b>14.0</b>	<b>\$ 785.87</b>	<b>\$ 56.5</b>	<b>\$ 2,262.50</b>

(1) Dollar equivalent calculated at 1.5 x hourly rate except for (2).

**The Municipal Water District of Orange County  
Administration & Finance Committee Workshop Regarding  
Public Pension Plans  
September 8, 2010  
MWDOC/OCWD Joint Boardroom  
Fountain Valley  
8:30 am**

**8:30 to 8:45 – Administration and Finance Committee to conduct regular business. The Public Pension Plan portion of the Workshop to begin at approximately 8:45 with introductions by Committee Chairman, Director Jeffery Thomas**

**8:45 to 9:10**

*Overview Of The State and National Budget Crisis On Pension and Other Post Employment Benefit (OPEB) Liability Plans and Expectations For The Future Presented By **Lou Filliger, Partner & Actuary; Demsey, Filliger & Associates***

**9:10 to 9:35**

*The California Public Employees Retirement System (CalPERS) Employer Contribution Rates, Second Tier Plan Options And Eroding Funded Status Presented By **Richard Santos, Senior Pension Actuary And Kerry Worgan Senior Pension Actuary; California Public Employees Retirement System (CalPERS)***

**9:35 to 10:00**

*Implementing Change: Employer Options And Required Disciplines Presented By **Jeff Chang of Chang, Ruthenberg & Long, PC- Benefits Attorney Specializing in Retirement***

**10:00 to 10:25**

*Identifying and Developing Internal Policies And Resources To Address Pension Issues In Moving Forward Presented By **Paul McDonnell of C.M. De Crinis & Co., Inc., Public Finance Advisors***

**10:25 to 10:50**

*Overview of The Municipal Water District of Orange County's Current Plan and Next Steps Presented by **Kevin Hunt, General Manager of the Municipal Water District of Orange County***

**10:50 to 11:15**

*Q&A*

**11:15 to 11:45**

*Wrap Up/Speakers Closing Comments*